



SUBJECT	Tuition 2022-2023
SUBMITTED TO	Finance Committee
MEETING DATE	March 22, 2022
SESSION	Recommended session criteria from Board Meetings Policy: OPEN
REQUEST	<p>APPROVAL REQUESTED</p> <p>IT IS HEREBY RESOLVED that the Finance Committee recommends to the Board of Governors approval of the following proposed tuition increases, applicable to students on the Vancouver and Okanagan campuses, effective May 1, 2022:</p> <ul style="list-style-type: none">i. A 2% increase in tuition for new and continuing domestic undergraduate and graduate students, for the programs specified in Schedule A.ii. An increase in tuition for international students as follows:<ul style="list-style-type: none">a. a 4% increase in tuition for new incoming international undergraduate students, as set out in Schedule A;b. a 2% increase in tuition for continuing international undergraduate students, who entered their degree programs prior to May 1, 2022, as set out in Schedule A;c. a 2% increase in tuition for new international graduate students in programs with standard rates, as set out in Schedule A;d. a 2% increase in tuition for continuing international graduate students in programs with standard rates, as set out in Schedule A;e. a 4% increase in tuition for new incoming graduate students in programs with specialized rates, as set out in Schedule A;f. a 2% increase in tuition for graduate students in programs with specialized rates, who entered their degree programs prior to May 1, 2022, as set out in Schedule A; and,g. a 4% increase in international per credit tuition for unclassified, qualifying, visiting, access studies, and auditing students.
LEAD EXECUTIVE	Andrew Szeri, Provost and Vice-President Academic, UBC Vancouver
SUPPORTED BY	Rehan Sadiq, Provost and Vice-President Academic pro tem, UBC Okanagan Peter Smailes, Vice-President Finance & Operations Lesley Cormack, Deputy Vice-Chancellor and Principal, UBC Okanagan Ainsley Carry, Vice-President Students David Shorthouse, Executive Director, Academic Portfolio Initiatives Samantha Reid, Executive Director, Office of the Vice-sPresident Students Dale Mullings, Associate Vice-President Students, UBC Okanagan Stephanie McKeown, Chief Institutional Research Officer

EXECUTIVE SUMMARY

The administration seeks to keep tuition as low as possible while maintaining operations and infrastructure, and while continuing to make meaningful investments to advance the key priorities of the UBC Strategic Plan. Recommended increases are made after an analysis of inflationary pressures (such as labour relations agreements with faculty and staff) and their impact on maintaining university operations, and prior year's benchmarking against tuition rates and trends of comparable educational institutions, including the U15 Group of Canadian Research Universities – a collective of some of Canada's most research-intensive universities.

A consultative, institution-wide budget consultation process was conducted involving elected student leaders, Vancouver and Okanagan senates, members of the Indigenous community, representatives of the equity-seeking community, senior staff, academic heads and directors, associate deans, and deans, to assess operational needs at the university.

UBC remains steadfast in its key strategic priorities, including:

- UBC's response to COVID-19 (applies to all four core areas of the Strategic Plan)
- Equity, diversity, and inclusion with a specific focus on anti-racism (in alignment with People and Places)
- Indigenous engagement, and the implementation of the Indigenous Strategic Plan (in alignment with Local and Global Engagement)
- The launch of the President's Academic Excellence Initiative (in alignment with both Research Excellence, Great People, and Transformative Learning)
- Sustainability and Climate Action (applies to all four core areas of the Strategic Plan)

Tuition for Domestic Undergraduate and Graduate Students

A 2% increase in domestic tuition is proposed for all domestic students for 2022/23, effective May 1, 2022, for programs listed in Schedule A. This proposed increase would be applied for both campuses.

Current provincial government policy has limited domestic tuition and all mandatory fee increases for 2022/23 to 2% for all programs, including differentiated, post-baccalaureate and professional graduate programs. The Tuition Limit Policy has been in place since 2005.

Tuition for International Undergraduate and Graduate Students

The administration is recommending that, effective May 1, 2022, international tuition be increased for 2022/23 as follows:

- A 4% increase in tuition for new incoming international undergraduate students, as set out in Schedule A.
- A 2% increase in tuition for continuing international undergraduate students, who entered their degree programs prior to May 1, 2022, as set out in Schedule A;
- A 2% increase in tuition for new international graduate students in programs with standard rates, as set out in Schedule A;
- A 2% increase in tuition for continuing international graduate students in programs with standard rates, as set out in Schedule A;
- A 4% increase in tuition for new incoming graduate students in programs with specialized rates, as set out in Schedule A;
- A 2% increase in tuition for graduate students in programs with specialized rates, who entered their degree programs prior to May 1, 2022, as set out in Schedule A; and,
- A 4% increase in international per credit tuition for unclassified, qualifying, visiting, access studies, and auditing students.

Consultation

Under the guidelines of Policy LR4, the Vancouver and Okanagan Provosts and Vice-Presidents, Academic, Vice-President, Students, and Deputy Vice-Chancellor conducted a student consultation regarding the proposed general tuition and fee increases for 2022-2023.

The consultation was conducted over the period of January 19, 2022 and February 18, 2022.

The student consultation process included the following components:

- The Administration worked with the Student Leadership (AMS/GSS/SUO) to expand the number of budget information sessions. The purpose of the expansion was threefold:
 - to increase our collective understanding of the scope of financial issues considered when constructing the university budget
 - to comply with the tuition consultation policy
 - to solicit greater input from elected student leaders about student financial priorities.
- This approach follows the guidelines of Policy LR4 and supports an engaged and informed approach specifically supporting:
 - Our elected student leaders to have an informed understanding of the University's budget and budget process
 - Better understanding student needs, concerns with regards to proposed tuition increases
 - In-depth understanding of student priorities linked to budgetary needs
- From August to October the Administration worked with the leadership of the Alma Mater Society (AMS), Graduate Student Society (GSS) on UBC's Vancouver campus, and the Students' Union (SUO) on UBC's Okanagan campus to expand the number of budget information meetings which included:
 - Budget 101 – providing an overview of UBC's budget process
 - Budget 101 TAM Model – providing an overview of the TAM Model
 - Student Leadership Priorities - AMS/GSS/SUO shared with the administration identified student priorities
- Additionally, met with the AMS, GSS, SUO leadership to provide visibility and opportunity to provide feedback, into the draft 2022/2023 Tuition consultation content.
- There was significant work done last year to improve and optimize the consultation process and experience for students, this year we employed a similar approach in implementing the consultation website and communications plan.
- PAIR continues to provide support with data collection and analysis expertise.
- Tuition Consultation website featured:
 - The University's considerations and benchmarking process when determining tuition fees.
 - How tuition fees contribute to ongoing and new investments in the student experience – including investments in the classroom, student services, and student supports.
 - Confidential feedback form, open between January 19, 2022 and February 18, 2022.

A report with the analysis from both quantitative and qualitative feedback opportunities is attached. Individual student comments are also attached verbatim.

APPENDICES

1. Schedule A: Proposed Tuition Fees for 2022-2023
2. 2022-2023 General Increase Tuition Consultation Final Report
3. 2022-2023 General Increase Tuition Consultation Final Report – Vancouver Campus
4. 2022-2023 General Increase Tuition Consultation Final Report – Okanagan Campus

PRESENTATIONS

1. UBC Tuition Engagement
2. Financial Sustainability Planning - Tuition Planning

SCHEDULE A
UBC VANCOUVER, Effective May 1, 2022
PROPOSED TUITION FEES FOR 2022-23

UNDERGRADUATE AND POST-BACCALAUREATE	Normal Load Credits	Base Per Credit 2021-22	Typical Fee For Normal Load 2021-22	Proposed Per Credit 2022-23	Typical Fee For Normal Load 2022-23	\$ Increase Per Credit 2022-23	\$ Increase For Normal Load 2022-23	Percent Increase 2022-23
DOMESTIC								
Undergraduate (except as below)	30	\$ 187.23	\$ 5,616.90	\$ 190.97	\$ 5,729.10	\$ 3.74	\$ 112.20	2.0%
Commerce (years 2-4)	30	\$ 277.44	\$ 8,323.20	\$ 282.98	\$ 8,489.40	\$ 5.54	\$ 166.20	2.0%
Design in Architecture, Landscape Architecture and Urbanism	30	\$ 301.71	\$ 9,051.30	\$ 307.74	\$ 9,232.20	\$ 6.03	\$ 180.90	2.0%
Engineering (years 2-5)	37	\$ 199.86	\$ 7,394.82	\$ 203.85	\$ 7,542.45	\$ 3.99	\$ 147.63	2.0%
International Economics	30	\$ 299.55	\$ 8,986.50	\$ 305.54	\$ 9,166.20	\$ 5.99	\$ 179.70	2.0%
Media Studies	30	\$ 249.17	\$ 7,475.10	\$ 254.15	\$ 7,624.50	\$ 4.98	\$ 149.40	2.0%
Specialized Undergraduate/Post-baccalaureate Programs								
DENTISTRY								
Doctor of Dental Medicine			\$ 19,218.98		\$ 19,603.35		\$ 384.37	2.0%
Dentistry International Dental Degree Completion			\$ 41,842.50		\$ 42,679.35		\$ 836.85	2.0%
Dentistry Resident			\$ 455.76		\$ 464.87		\$ 9.11	2.0%
EDUCATION								
Education Elementary	60	\$ 208.49	\$ 12,509.40	\$ 212.65	\$ 12,759.00	\$ 4.16	\$ 249.60	2.0%
Education Secondary	60	\$ 208.49	\$ 12,509.40	\$ 212.65	\$ 12,759.00	\$ 4.16	\$ 249.60	2.0%
Education NITEP (years 1-3)	30	\$ 187.23	\$ 5,616.90	\$ 190.97	\$ 5,729.10	\$ 3.74	\$ 112.20	2.0%
Education NITEP (years 4-5)	30	\$ 208.49	\$ 6,254.70	\$ 212.65	\$ 6,379.50	\$ 4.16	\$ 124.80	2.0%
Education Specialization in Indigenous Education*	15	\$ 187.23	\$ 2,808.45	\$ 190.97	\$ 2,864.55	\$ 3.74	\$ 56.10	2.0%
Education Diploma	30	\$ 208.49	\$ 6,254.70	\$ 212.65	\$ 6,379.50	\$ 4.16	\$ 124.80	2.0%
LAW (Juris Doctor)								
Law	32	\$ 410.92	\$ 13,149.44	\$ 419.13	\$ 13,412.16	\$ 8.21	\$ 262.72	2.0%
MEDICINE								
Medicine			\$ 19,218.98		\$ 19,603.35		\$ 384.37	2.0%
Medicine Resident			\$ 455.76		\$ 464.87		\$ 9.11	2.0%
PHARMACY								
Pharmacy (Bachelor of Science in Pharmacy)	37	\$ 276.05	\$ 10,213.85	\$ 281.57	\$ 10,418.09	\$ 5.52	\$ 204.24	2.0%
Pharmacy (Entry-to-Practice Doctor of Pharmacy)	42	\$ 447.16	\$ 18,780.72	\$ 456.10	\$ 19,156.20	\$ 8.94	\$ 375.48	2.0%
Pharmaceutical Sciences (Residency Program)			\$ 96.10		\$ 98.02		\$ 1.92	2.0%
Other								
Unclassified, Qualifying, Visiting, Access Studies, Auditors (per credit)		\$ 187.23		\$ 190.97		\$ 3.74		2.0%
Unclassified, Qualifying, Visiting, Access Studies, Auditors (per credit for Law courses)		\$ 420.04		\$ 428.44		\$ 8.40		2.0%
Certificate Programs								
Certificate of Advanced Study			\$ 5,197.62		\$ 5,301.57		\$ 103.95	2.0%
Undergraduate Certificate Dechinta Community and Land-Based Research		\$ 187.23		\$ 190.97		\$ 3.74		2.0%
Undergraduate Certificate in Adult Learning and Education		\$ 187.23		\$ 190.97		\$ 3.74		2.0%
Undergraduate Certificate in Textiles Studies		\$ 208.49		\$ 212.65		\$ 4.16		2.0%
Certificate in Early Years Education		\$ 208.49		\$ 212.65		\$ 4.16		2.0%
Certificate in Health and Wellness		\$ 208.49		\$ 212.65		\$ 4.16		2.0%
Certificate in Infant Development and Supported Childcare		\$ 208.49		\$ 212.65		\$ 4.16		2.0%
Certificate in Teaching About Visual and Material Culture		\$ 208.49		\$ 212.65		\$ 4.16		2.0%
Certificate in Teacher Librarianship		\$ 208.49		\$ 212.65		\$ 4.16		2.0%
Certificate in Teaching English as a Second Language		\$ 208.49		\$ 212.65		\$ 4.16		2.0%
Veterans Transition Certificate in International Development and Human Security		\$ 208.49		\$ 212.65		\$ 4.16		2.0%
Graduate Certificate in Adult Learning and Education		\$ 481.66		\$ 491.29		\$ 9.63		2.0%
Graduate Certificate in Aquaculture		\$ 573.75		\$ 585.22		\$ 11.47		2.0%
Graduate Certificate in Educational Technology		\$ 571.98		\$ 583.41		\$ 11.43		2.0%
Graduate Certificate in Forest Management and Conservation		\$ 534.00		\$ 544.68		\$ 10.68		2.0%
Graduate Certificate in Genomic Counselling and Variant Interpretation		\$ 340.00		\$ 346.80		\$ 6.80		2.0%
Graduate Certificate in Global Mine Waste Management		\$ 1,737.46		\$ 1,772.20		\$ 34.74		2.0%
Graduate Certificate in Global Surgical Care		\$ 469.23		\$ 478.61		\$ 9.38		2.0%
Graduate Certificate in High Performance Coaching and Technical Leadership		\$ 578.08		\$ 589.64		\$ 11.56		2.0%
Graduate Certificate in Higher Education		\$ 481.66		\$ 491.29		\$ 9.63		2.0%
Graduate Certificate in Indigenous Public Health		\$ 530.60		\$ 541.21		\$ 10.61		2.0%
Graduate Certificate in Orientation and Mobility		\$ 378.95		\$ 386.52		\$ 7.57		2.0%
Graduate Certificate in Orthopaedic Musculoskeletal Physical Therapy		\$ 555.80		\$ 566.91		\$ 11.11		2.0%
Graduate Certificate in Primary Health Care		\$ 867.00		\$ 884.34		\$ 17.34		2.0%
Graduate Certificate in Rehabilitation Sciences		\$ 443.84		\$ 452.71		\$ 8.87		2.0%
* This specialization is only available to Indigenous students.								

SCHEDULE A
UBC VANCOUVER, Effective May 1, 2022
PROPOSED TUITION FEES FOR 2022-23

UNDERGRADUATE AND POST-BACCALAUREATE	Normal Load Credits	Base Per Credit	Typical Fee For Normal Load	Proposed Per Credit	Typical Fee For Normal Load	\$ Increase Per Credit	\$ Increase For Normal Load	Percent Increase
		2021-22	2021-22	2022-23	2022-23	2022-23	2022-23	2022-23
INTERNATIONAL								
Undergraduate (except as below) (began 2022S or later)	30	\$ 1,413.19	\$ 42,395.70	\$ 1,469.71	\$ 44,091.30	\$ 56.52	\$ 1,695.60	4.0%
Undergraduate (except as below) (began between 2021S and 2021W)	30	\$ 1,413.19	\$ 42,395.70	\$ 1,441.45	\$ 43,243.50	\$ 28.26	\$ 847.80	2.0%
Undergraduate (except as below) (began between 2020S and 2020W)	30	\$ 1,386.01	\$ 41,580.30	\$ 1,413.73	\$ 42,411.90	\$ 27.72	\$ 831.60	2.0%
Undergraduate (except as below) (began between 2019S and 2019W)	30	\$ 1,372.68	\$ 41,180.40	\$ 1,400.13	\$ 42,003.90	\$ 27.45	\$ 823.50	2.0%
Undergraduate (except as below) (began between 2018S and 2018W)	30	\$ 1,359.48	\$ 40,784.40	\$ 1,386.66	\$ 41,599.80	\$ 27.18	\$ 815.40	2.0%
Undergraduate (except as below) (began between 2017S and 2017W)	30	\$ 1,297.09	\$ 38,912.70	\$ 1,323.03	\$ 39,690.90	\$ 25.94	\$ 778.20	2.0%
Undergraduate (except as below) (began 2016W or earlier)**	30	\$ 1,161.74	\$ 34,852.20	\$ 1,279.64	\$ 38,389.20	\$ 117.90	\$ 3,537.00	10.1%
APPLIED SCIENCE								
Applied Science (began 2022S or later)	30	\$ 1,428.98	\$ 42,869.40	\$ 1,486.13	\$ 44,583.90	\$ 57.15	\$ 1,714.50	4.0%
Applied Science (began between 2021S and 2021W)	30	\$ 1,428.98	\$ 42,869.40	\$ 1,457.55	\$ 43,726.50	\$ 28.57	\$ 857.10	2.0%
Applied Science (began between 2020S and 2020W)	30	\$ 1,401.50	\$ 42,045.00	\$ 1,429.53	\$ 42,885.90	\$ 28.03	\$ 840.90	2.0%
Applied Science (began between 2019S and 2019W)	30	\$ 1,388.02	\$ 41,640.60	\$ 1,415.78	\$ 42,473.40	\$ 27.76	\$ 832.80	2.0%
Applied Science (began between 2018S and 2018W)	30	\$ 1,374.68	\$ 41,240.40	\$ 1,402.17	\$ 42,065.10	\$ 27.49	\$ 824.70	2.0%
Applied Science (began between 2017S and 2017W)	30	\$ 1,297.09	\$ 38,912.70	\$ 1,323.03	\$ 39,690.90	\$ 25.94	\$ 778.20	2.0%
Applied Science (began 2016W or earlier)**	30	\$ 1,161.74	\$ 34,852.20	\$ 1,279.64	\$ 38,389.20	\$ 117.90	\$ 3,537.00	10.1%
Nursing, and Environmental Design (began 2022S or later)	30	\$ 1,374.48	\$ 41,234.40	\$ 1,429.45	\$ 42,883.50	\$ 54.97	\$ 1,649.10	4.0%
Nursing, and Environmental Design (began between 2021S and 2021W)	30	\$ 1,374.48	\$ 41,234.40	\$ 1,401.96	\$ 42,058.80	\$ 27.48	\$ 824.40	2.0%
Nursing, and Environmental Design (began between 2020S and 2020W)	30	\$ 1,348.05	\$ 40,441.50	\$ 1,375.01	\$ 41,250.30	\$ 26.96	\$ 808.80	2.0%
Nursing, and Environmental Design (began between 2019S and 2019W)	30	\$ 1,335.08	\$ 40,052.40	\$ 1,361.78	\$ 40,853.40	\$ 26.70	\$ 801.00	2.0%
Nursing, and Environmental Design (began between 2018S and 2018W)	30	\$ 1,322.24	\$ 39,667.20	\$ 1,348.68	\$ 40,460.40	\$ 26.44	\$ 793.20	2.0%
Nursing, and Environmental Design (began between 2017S and 2017W)	30	\$ 1,297.09	\$ 38,912.70	\$ 1,323.03	\$ 39,690.90	\$ 25.94	\$ 778.20	2.0%
Nursing, and Environmental Design (began 2016W or earlier)**	30	\$ 1,161.74	\$ 34,852.20	\$ 1,279.64	\$ 38,389.20	\$ 117.90	\$ 3,537.00	10.1%
ARTS								
Arts, Fine Arts, and Social Work (began 2022S or later)	30	\$ 1,371.88	\$ 41,156.40	\$ 1,426.75	\$ 42,802.50	\$ 54.87	\$ 1,646.10	4.0%
Arts, Fine Arts, and Social Work (began between 2021S and 2021W)	30	\$ 1,371.88	\$ 41,156.40	\$ 1,399.31	\$ 41,979.30	\$ 27.43	\$ 822.90	2.0%
Arts, Fine Arts, and Social Work (began between 2020S and 2020W)	30	\$ 1,345.50	\$ 40,365.00	\$ 1,372.41	\$ 41,172.30	\$ 26.91	\$ 807.30	2.0%
Arts, Fine Arts, and Social Work (began between 2019S and 2019W)	30	\$ 1,332.56	\$ 39,976.80	\$ 1,359.21	\$ 40,776.30	\$ 26.65	\$ 799.50	2.0%
Arts, Fine Arts, and Social Work (began between 2018S and 2018W)	30	\$ 1,319.74	\$ 39,592.20	\$ 1,346.13	\$ 40,383.90	\$ 26.39	\$ 791.70	2.0%
Arts, Fine Arts, and Social Work (began between 2017S and 2017W)	30	\$ 1,294.65	\$ 38,839.50	\$ 1,320.54	\$ 39,616.20	\$ 25.89	\$ 776.70	2.0%
Arts, Fine Arts, and Social Work (began 2016W or earlier)**	30	\$ 1,161.74	\$ 34,852.20	\$ 1,279.64	\$ 38,389.20	\$ 117.90	\$ 3,537.00	10.1%
Design in Architecture, Landscape Architecture and Urbanism (began 2022S or later)	30	\$ 1,395.26	\$ 41,857.80	\$ 1,451.07	\$ 43,532.10	\$ 55.81	\$ 1,674.30	4.0%
Design in Architecture, Landscape Architecture and Urbanism (began between 2021S and 2021W)	30	\$ 1,395.26	\$ 41,857.80	\$ 1,423.16	\$ 42,694.80	\$ 27.90	\$ 837.00	2.0%
Design in Architecture, Landscape Architecture and Urbanism (began between 2020S and 2020W)	30	\$ 1,368.43	\$ 41,052.90	\$ 1,395.79	\$ 41,873.70	\$ 27.36	\$ 820.80	2.0%
Design in Architecture, Landscape Architecture and Urbanism (began 2019W or earlier)	30	\$ 1,355.27	\$ 40,658.10	\$ 1,382.37	\$ 41,471.10	\$ 27.10	\$ 813.00	2.0%
International Economics (began 2022S or later)	30	\$ 1,659.58	\$ 49,787.40	\$ 1,725.96	\$ 51,778.80	\$ 66.38	\$ 1,991.40	4.0%
International Economics (began between 2021S and 2021W)	30	\$ 1,659.58	\$ 49,787.40	\$ 1,692.77	\$ 50,783.10	\$ 33.19	\$ 995.70	2.0%
International Economics (began between 2020S and 2020W)	30	\$ 1,627.66	\$ 48,829.80	\$ 1,660.21	\$ 49,806.30	\$ 32.55	\$ 976.50	2.0%
International Economics (began between 2019S and 2019W)	30	\$ 1,612.01	\$ 48,360.30	\$ 1,644.25	\$ 49,327.50	\$ 32.24	\$ 967.20	2.0%
International Economics (began between 2018S and 2018W)	30	\$ 1,596.51	\$ 47,895.30	\$ 1,628.44	\$ 48,853.20	\$ 31.93	\$ 957.90	2.0%
International Economics (began between 2017S and 2017W)	30	\$ 1,552.13	\$ 46,563.90	\$ 1,583.17	\$ 47,495.10	\$ 31.04	\$ 931.20	2.0%
International Economics (began 2016W or earlier)	30	\$ 1,392.79	\$ 41,783.70	\$ 1,420.64	\$ 42,619.20	\$ 27.85	\$ 835.50	2.0%
Media Studies (began 2022S or later)	30	\$ 1,371.88	\$ 41,156.40	\$ 1,426.75	\$ 42,802.50	\$ 54.87	\$ 1,646.10	4.0%
Media Studies (began between 2021S and 2021W)	30	\$ 1,371.88	\$ 41,156.40	\$ 1,399.31	\$ 41,979.30	\$ 27.43	\$ 822.90	2.0%
Media Studies (began between 2020S and 2020W)	30	\$ 1,345.50	\$ 40,365.00	\$ 1,372.41	\$ 41,172.30	\$ 26.91	\$ 807.30	2.0%
Media Studies (began between 2019S and 2019W)	30	\$ 1,332.56	\$ 39,976.80	\$ 1,359.21	\$ 40,776.30	\$ 26.65	\$ 799.50	2.0%
Media Studies (began between 2018S and 2018W)	30	\$ 1,319.74	\$ 39,592.20	\$ 1,346.13	\$ 40,383.90	\$ 26.39	\$ 791.70	2.0%
Media Studies (began between 2017S and 2017W)	30	\$ 1,294.65	\$ 38,839.50	\$ 1,320.54	\$ 39,616.20	\$ 25.89	\$ 776.70	2.0%
Media Studies (began 2016W or earlier)	30	\$ 1,161.74	\$ 34,852.20	\$ 1,184.97	\$ 35,549.10	\$ 23.23	\$ 696.90	2.0%
Music (began 2022S or later)	30	\$ 1,145.86	\$ 34,375.80	\$ 1,191.69	\$ 35,750.70	\$ 45.83	\$ 1,374.90	4.0%
Music (began between 2021S and 2021W)	30	\$ 1,145.86	\$ 34,375.80	\$ 1,168.77	\$ 35,063.10	\$ 22.91	\$ 687.30	2.0%
Music (began between 2020S and 2020W)	30	\$ 1,123.82	\$ 33,714.60	\$ 1,146.29	\$ 34,388.70	\$ 22.47	\$ 674.10	2.0%
Music (began between 2019S and 2019W)	30	\$ 1,113.02	\$ 33,390.60	\$ 1,135.28	\$ 34,058.40	\$ 22.26	\$ 667.80	2.0%
Music (began between 2018S and 2018W)	30	\$ 1,102.32	\$ 33,069.60	\$ 1,124.36	\$ 33,730.80	\$ 22.04	\$ 661.20	2.0%
Music (began between 2017S and 2017W)	30	\$ 1,081.32	\$ 32,439.60	\$ 1,102.94	\$ 33,088.20	\$ 21.62	\$ 648.60	2.0%
Music (began 2016W or earlier)	30	\$ 1,060.71	\$ 31,821.30	\$ 1,081.92	\$ 32,457.60	\$ 21.21	\$ 636.30	2.0%
COMMERCE								
Commerce (began 2022S or later)	30	\$ 1,775.15	\$ 53,254.50	\$ 1,846.15	\$ 55,384.50	\$ 71.00	\$ 2,130.00	4.0%
Commerce (began between 2021S and 2021W)	30	\$ 1,775.15	\$ 53,254.50	\$ 1,810.65	\$ 54,319.50	\$ 35.50	\$ 1,065.00	2.0%
Commerce (began between 2020S and 2020W)	30	\$ 1,741.01	\$ 52,230.30	\$ 1,775.83	\$ 53,274.90	\$ 34.82	\$ 1,044.60	2.0%
Commerce (began between 2019S and 2019W)	30	\$ 1,724.27	\$ 51,728.10	\$ 1,758.75	\$ 52,762.50	\$ 34.48	\$ 1,034.40	2.0%
Commerce (began between 2018S and 2018W)	30	\$ 1,707.70	\$ 51,231.00	\$ 1,741.85	\$ 52,255.50	\$ 34.15	\$ 1,024.50	2.0%
Commerce (began between 2017S and 2017W)	30	\$ 1,675.18	\$ 50,255.40	\$ 1,708.68	\$ 51,260.40	\$ 33.50	\$ 1,005.00	2.0%
Commerce (began 2016W or earlier)	30	\$ 1,397.51	\$ 41,925.30	\$ 1,425.46	\$ 42,763.80	\$ 27.95	\$ 838.50	2.0%
EDUCATION								
Education (began 2022S or later)	30	\$ 917.84	\$ 27,535.20	\$ 954.55	\$ 28,636.50	\$ 36.71	\$ 1,101.30	4.0%
Education (began between 2021S and 2021W)	30	\$ 917.84	\$ 27,535.20	\$ 936.19	\$ 28,085.70	\$ 18.35	\$ 550.50	2.0%
Education (began between 2020S and 2020W)	30	\$ 900.19	\$ 27,005.70	\$ 918.19	\$ 27,545.70	\$ 18.00	\$ 540.00	2.0%
Education (began between 2019S and 2019W)	30	\$ 891.53	\$ 26,745.90	\$ 909.36	\$ 27,280.80	\$ 17.83	\$ 534.90	2.0%
Education (began 2018W or earlier)	30	\$ 882.96	\$ 26,488.80	\$ 900.61	\$ 27,018.30	\$ 17.65	\$ 529.50	2.0%
** International undergraduate students in their seventh and subsequent years of study are assessed tuition leagacy rates, as approved by the Board in February 2020.								

SCHEDULE A
UBC VANCOUVER, Effective May 1, 2022
PROPOSED TUITION FEES FOR 2022-23

UNDERGRADUATE AND POST-BACCALAUREATE	Normal Load Credits	Base Per Credit 2021-22	Typical Fee For Normal Load 2021-22	Proposed Per Credit 2022-23	Typical Fee For Normal Load 2022-23	\$ Increase Per Credit 2022-23	\$ Increase For Normal Load 2022-23	Percent Increase 2022-23
INTERNATIONAL								
DENTISTRY								
Doctor of Dental Medicine (began 2022S or later)			\$ 74,924.59		\$ 77,921.57		\$ 2,996.98	4.0%
Doctor of Dental Medicine (began between 2021S and 2021W)			\$ 74,924.59		\$ 76,423.08		\$ 1,498.49	2.0%
Doctor of Dental Medicine (began between 2020S and 2020W)			\$ 73,483.73		\$ 74,953.40		\$ 1,469.67	2.0%
Doctor of Dental Medicine (began 2019W or earlier)			\$ 72,777.16		\$ 74,232.70		\$ 1,455.54	2.0%
LAW								
Juris Doctor (began 2022S or later)	32	\$ 1,214.20	\$ 38,854.40	\$ 1,262.76	\$ 40,408.32	\$ 48.56	\$ 1,553.92	4.0%
Juris Doctor (began between 2021S and 2021W)	32	\$ 1,214.20	\$ 38,854.40	\$ 1,238.48	\$ 39,631.36	\$ 24.28	\$ 776.96	2.0%
Juris Doctor (began between 2020S and 2020W)	32	\$ 1,190.85	\$ 38,107.20	\$ 1,214.66	\$ 38,869.12	\$ 23.81	\$ 761.92	2.0%
Juris Doctor (began between 2019S and 2019W)	32	\$ 1,179.39	\$ 37,740.48	\$ 1,202.97	\$ 38,495.04	\$ 23.58	\$ 754.56	2.0%
Juris Doctor (began between 2017S and 2018W)	32	\$ 1,168.06	\$ 37,377.92	\$ 1,191.42	\$ 38,125.44	\$ 23.36	\$ 747.52	2.0%
Juris Doctor (began 2016W or earlier)	32	\$ 1,046.22	\$ 33,479.04	\$ 1,067.14	\$ 34,148.48	\$ 20.92	\$ 669.44	2.0%
Certificate Programs								
Undergraduate Certificate Dechinta Community and Land-Based Research (began 2022S or later)		\$ 1,371.88		\$ 1,426.75		\$ 54.87		4.0%
Undergraduate Certificate Dechinta Community and Land-Based Research (began between 2021S and 2021W)		\$ 1,371.88		\$ 1,399.31		\$ 27.43		2.0%
Undergraduate Certificate Dechinta Community and Land-Based Research (began 2020W or earlier)		\$ 1,345.50		\$ 1,372.41		\$ 26.91		2.0%
Undergraduate Certificate in Adult Learning and Education (began 2022S or later)		\$ 1,413.19		\$ 1,469.71		\$ 56.52		4.0%
Undergraduate Certificate in Adult Learning and Education (began between 2021S and 2021W)		\$ 1,413.19		\$ 1,441.45		\$ 28.26		2.0%
Undergraduate Certificate in Adult Learning and Education (began 2020W or earlier)		\$ 1,386.01		\$ 1,413.73		\$ 27.72		2.0%
Undergraduate Certificate in Textiles Studies (began 2022S or later)		\$ 917.84		\$ 954.55		\$ 36.71		4.0%
Undergraduate Certificate in Textiles Studies (began between 2021S and 2021W)		\$ 917.84		\$ 936.19		\$ 18.35		2.0%
Undergraduate Certificate in Textiles Studies (began 2020W or earlier)		\$ 900.19		\$ 918.19		\$ 18.00		2.0%
Certificate in Early Years Education (began 2022S or later)		\$ 917.84		\$ 954.55		\$ 36.71		4.0%
Certificate in Early Years Education (began between 2021S and 2021W)		\$ 917.84		\$ 936.19		\$ 18.35		2.0%
Certificate in Early Years Education (began 2020W or earlier)		\$ 900.19		\$ 918.19		\$ 18.00		2.0%
Certificate in Health and Wellness (began 2022S or later)		\$ 917.84		\$ 954.55		\$ 36.71		4.0%
Certificate in Health and Wellness (began between 2021S and 2021W)		\$ 917.84		\$ 936.19		\$ 18.35		2.0%
Certificate in Health and Wellness (began 2020W or earlier)		\$ 900.19		\$ 918.19		\$ 18.00		2.0%
Certificate in Infant Development and Supported Childcare (began 2022S or later)		\$ 917.84		\$ 954.55		\$ 36.71		4.0%
Certificate in Infant Development and Supported Childcare (began between 2021S and 2021W)		\$ 917.84		\$ 936.19		\$ 18.35		2.0%
Certificate in Infant Development and Supported Childcare (began 2020W or earlier)		\$ 900.19		\$ 918.19		\$ 18.00		2.0%
Certificate in Teaching About Visual and Material Culture (began 2022S or later)		\$ 917.84		\$ 954.55		\$ 36.71		4.0%
Certificate in Teaching About Visual and Material Culture (began between 2021S and 2021W)		\$ 917.84		\$ 936.19		\$ 18.35		2.0%
Certificate in Teaching About Visual and Material Culture (began 2020W or earlier)		\$ 900.19		\$ 918.19		\$ 18.00		2.0%
Certificate in Teacher Librarianship (began 2022S or later)		\$ 917.84		\$ 954.55		\$ 36.71		4.0%
Certificate in Teacher Librarianship (began between 2021S and 2021W)		\$ 917.84		\$ 936.19		\$ 18.35		2.0%
Certificate in Teacher Librarianship (began 2020W or earlier)		\$ 900.19		\$ 918.19		\$ 18.00		2.0%
Certificate in Teaching English as a Second Language (began 2022S or later)		\$ 917.84		\$ 954.55		\$ 36.71		4.0%
Certificate in Teaching English as a Second Language (began between 2021S and 2021W)		\$ 917.84		\$ 936.19		\$ 18.35		2.0%
Certificate in Teaching English as a Second Language (began 2020W or earlier)		\$ 900.19		\$ 918.19		\$ 18.00		2.0%
Veterans Transition Certificate in International Development and Human Security (began 2022S or later)		\$ 917.84		\$ 954.55		\$ 36.71		4.0%
Veterans Transition Certificate in International Development and Human Security (began 2021W or earlier)		\$ 917.84		\$ 936.19		\$ 18.35		2.0%
Graduate Certificate in Adult Learning and Education (began 2022S or later)		\$ 640.04		\$ 665.64		\$ 25.60		4.0%
Graduate Certificate in Adult Learning and Education (began between 2021S and 2021W)		\$ 640.04		\$ 652.84		\$ 12.80		2.0%
Graduate Certificate in Adult Learning and Education (began 2020W or earlier)		\$ 627.73		\$ 640.28		\$ 12.55		2.0%
Graduate Certificate in Aquaculture (began 2022S or later)		\$ 975.00		\$ 1,014.00		\$ 39.00		4.0%
Graduate Certificate in Aquaculture (began between 2021S and 2021W)		\$ 975.00		\$ 994.50		\$ 19.50		2.0%
Graduate Certificate in Aquaculture (began 2020W or earlier)		\$ 956.25		\$ 975.37		\$ 19.12		2.0%
Graduate Certificate in Educational Technology (began 2022S or later)		\$ 868.90		\$ 903.65		\$ 34.75		4.0%
Graduate Certificate in Educational Technology (began 2021W or earlier)		\$ 868.90		\$ 886.27		\$ 17.37		2.0%
Graduate Certificate in Forest Management and Conservation (began 2022S or later)		\$ 866.67		\$ 901.33		\$ 34.66		4.0%
Graduate Certificate in Forest Management and Conservation (began 2021W or earlier)		\$ 866.67		\$ 884.00		\$ 17.33		2.0%
Graduate Certificate in Genomic Counselling and Variant Interpretation (began 2022S or later)		\$ 346.67		\$ 360.53		\$ 13.86		4.0%
Graduate Certificate in Genomic Counselling and Variant Interpretation (began between 2021S and 2021W)		\$ 346.67		\$ 353.60		\$ 6.93		2.0%
Graduate Certificate in Genomic Counselling and Variant Interpretation (began 2020W or earlier)		\$ 340.00		\$ 346.80		\$ 6.80		2.0%
Graduate Certificate in Global Mine Waste Management (began 2022S or later)		\$ 1,806.27		\$ 1,878.52		\$ 72.25		4.0%
Graduate Certificate in Global Mine Waste Management (began between 2021S and 2021W)		\$ 1,806.27		\$ 1,842.39		\$ 36.12		2.0%
Graduate Certificate in Global Mine Waste Management (began 2020W or earlier)		\$ 1,771.53		\$ 1,806.96		\$ 35.43		2.0%
Graduate Certificate in Global Surgical Care (began 2022S or later)		\$ 1,016.14		\$ 1,056.78		\$ 40.64		4.0%
Graduate Certificate in Global Surgical Care (began between 2021S and 2021W)		\$ 1,016.14		\$ 1,036.46		\$ 20.32		2.0%
Graduate Certificate in Global Surgical Care (began 2020W or earlier)		\$ 996.60		\$ 1,016.53		\$ 19.93		2.0%
Graduate Certificate in High Performance Coaching and Technical Leadership (began 2022S or later)		\$ 968.16		\$ 1,006.88		\$ 38.72		4.0%
Graduate Certificate in High Performance Coaching and Technical Leadership (began between 2021S and 2021W)		\$ 968.16		\$ 987.52		\$ 19.36		2.0%
Graduate Certificate in High Performance Coaching and Technical Leadership (began 2020W or earlier)		\$ 949.54		\$ 968.53		\$ 18.99		2.0%
Graduate Certificate in Higher Education (began 2022S or later)		\$ 640.04		\$ 665.64		\$ 25.60		4.0%
Graduate Certificate in Higher Education (began between 2021S and 2021W)		\$ 640.04		\$ 652.84		\$ 12.80		2.0%
Graduate Certificate in Higher Education (began 2020W or earlier)		\$ 627.73		\$ 640.28		\$ 12.55		2.0%
Graduate Certificate in Indigenous Public Health (began 2022S or later)		\$ 674.91		\$ 701.90		\$ 26.99		4.0%
Graduate Certificate in Indigenous Public Health (began between 2021S and 2021W)		\$ 674.91		\$ 688.40		\$ 13.49		2.0%
Graduate Certificate in Indigenous Public Health (began 2020W or earlier)		\$ 661.93		\$ 675.16		\$ 13.23		2.0%

SCHEDULE A
UBC VANCOUVER, Effective May 1, 2022
PROPOSED TUITION FEES FOR 2022-23

UNDERGRADUATE AND POST-BACCALAUREATE	Normal Load Credits	Base Per Credit 2021-22	Typical Fee For Normal Load 2021-22	Proposed Per Credit 2022-23	Typical Fee For Normal Load 2022-23	\$ Increase Per Credit 2022-23	\$ Increase For Normal Load 2022-23	Percent Increase 2022-23
INTERNATIONAL								
Certificate Programs								
Graduate Certificate in Orientation and Mobility (began 2022S or later)		\$ 796.06		\$ 827.90		\$ 31.84		4.0%
Graduate Certificate in Orientation and Mobility (began between 2021S and 2021W)		\$ 796.06		\$ 811.98		\$ 15.92		2.0%
Graduate Certificate in Orientation and Mobility (began 2020W or earlier)		\$ 780.75		\$ 796.36		\$ 15.61		2.0%
Graduate Certificate in Orthopaedic Musculoskeletal Physical Therapy (began 2022S or later)		\$ 589.14		\$ 612.70		\$ 23.56		4.0%
Graduate Certificate in Orthopaedic Musculoskeletal Physical Therapy (began between 2021S and 2021W)		\$ 589.14		\$ 600.92		\$ 11.78		2.0%
Graduate Certificate in Orthopaedic Musculoskeletal Physical Therapy (began 2020W or earlier)		\$ 577.81		\$ 589.36		\$ 11.55		2.0%
Graduate Certificate in Rehabilitation Sciences (began 2022S or later)		\$ 470.46		\$ 489.27		\$ 18.81		4.0%
Graduate Certificate in Rehabilitation Sciences (began between 2021S and 2021W)		\$ 470.46		\$ 479.86		\$ 9.40		2.0%
Graduate Certificate in Rehabilitation Sciences (began 2020W or earlier)		\$ 461.41		\$ 470.63		\$ 9.22		2.0%
Other								
Unclassified, Qualifying, Visiting, Access Studies, Auditors (per credit)		\$ 1,428.98		\$ 1,486.13		\$ 57.15		4.0%

UNDERGRADUATE AND POST-BACCALAUREATE	Minimum Number of Instalments	Program Fee	Fee Per Instalment	Program Fee	Fee Per Instalment	\$ Increase in Program Fee	Percent Increase
		2021-22	2021-22	2022-23	2022-23	2022-23	2022-23
DOMESTIC							
Doctor of Pharmacy Flexible Program (Program Fee)**	6	\$ 42,023.83	\$ 7,003.97	\$ 42,864.30	\$ 7,144.05	\$ 840.47	2.0%
INTERNATIONAL							
Vantage One Program - Arts**	3	\$ 54,001.06	\$ 18,000.35	\$ 56,161.10	\$ 18,720.37	\$ 2,160.04	4.0%
Vantage One Program - Applied Science, Science, Management**	3	\$ 56,455.65	\$ 18,818.55	\$ 58,713.87	\$ 19,571.29	\$ 2,258.22	4.0%
** Increase applies to began 2022S or later students only. Please note the Vantage One Program - Management Option is suspended for 2022/23.							

SCHEDULE A
UBC VANCOUVER, Effective May 1, 2022
PROPOSED TUITION FEES FOR 2022-23

DOMESTIC GRADUATE PER INSTALMENT	Minimum Number of Instalments	Per Instalment Fee 2021-22	Per Instalment Fee 2022-23	\$ Increase per Instalment 2022-23	Percent Increase 2022-23
Graduate Programs with Standard Rates					
All Domestic Master's Programs Full Time (except below)	3	\$ 1,732.53	\$ 1,767.18	\$ 34.65	2.0%
All Domestic Doctoral Programs Full Time (except below)	6	\$ 1,732.53	\$ 1,767.18	\$ 34.65	2.0%
All Domestic Master's Programs Part Time (except below)	9	\$ 990.18	\$ 1,009.98	\$ 19.80	2.0%
All Domestic Doctoral Programs Part Time (except below)	9	\$ 1,274.66	\$ 1,300.15	\$ 25.49	2.0%
All Domestic Graduate Continuing fee	N/A	\$ 791.53	\$ 807.36	\$ 15.83	2.0%
All Domestic Graduate Extension fee	N/A	\$ 1,111.72	\$ 1,133.95	\$ 22.23	2.0%
Graduate Programs with Specialized Rates					
Master of Architecture	5	\$ 1,943.37	\$ 1,982.23	\$ 38.86	2.0%
Master of Archival Studies, Master of Library and Information Studies, Dual MAS/MLIS (Full Time)	3	\$ 1,771.80	\$ 1,807.23	\$ 35.43	2.0%
Master of Archival Studies, Master of Library and Information Studies, Dual MAS/MLIS (Part Time)	9	\$ 1,019.96	\$ 1,040.35	\$ 20.39	2.0%
Master of Arts in Faculty of Education except Kinesiology (Full Time)***	3	\$ 2,476.94	\$ 2,526.47	\$ 49.53	2.0%
Master of Arts in Faculty of Education except Kinesiology (Part Time)***	9	\$ 1,489.00	\$ 1,518.78	\$ 29.78	2.0%
Master of Business Administration (Full Time - 16 months)*	4	\$ 12,601.56	\$ 12,853.59	\$ 252.03	2.0%
Professional Masters of Business Administration*	6	\$ 8,401.04	\$ 8,569.06	\$ 168.02	2.0%
Master of Business Administration and Master of Business Analytics Dual Degree Program Option*	6	\$ 15,256.44	\$ 15,561.56	\$ 305.13	2.0%
Master of Business Analytics*	3	\$ 13,710.79	\$ 13,985.00	\$ 274.21	2.0%
Master of Community and Regional Planning	6	\$ 3,592.88	\$ 3,664.73	\$ 71.85	2.0%
Master of Data Science*	3	\$ 11,040.80	\$ 11,261.61	\$ 220.81	2.0%
Master of Data Science in Computational Linguistics*	3	\$ 11,040.80	\$ 11,261.61	\$ 220.81	2.0%
Master of Education (Full Time)***	3	\$ 2,476.94	\$ 2,526.47	\$ 49.53	2.0%
Master of Education (Part Time)***	9	\$ 1,489.00	\$ 1,518.78	\$ 29.78	2.0%
Master of Education (Off Campus, Part Time over 3 instalments)	3	\$ 5,250.89	\$ 5,355.90	\$ 105.01	2.0%
Master of Education (Off Campus, Part Time over 6 instalments)	6	\$ 2,625.44	\$ 2,677.94	\$ 52.50	2.0%
Master of Education (Off Campus, Part Time over 7 instalments)	7	\$ 2,250.38	\$ 2,295.38	\$ 45.00	2.0%
Master of Education (Off Campus, Part Time over 8 instalments)	8	\$ 1,969.07	\$ 2,008.45	\$ 39.38	2.0%
Master of Education (Off Campus, Part Time over 9 instalments)***	9	\$ 1,750.28	\$ 1,785.28	\$ 35.00	2.0%
Master of Education in Adult Learning and Global Change	6	\$ 2,917.15	\$ 2,975.49	\$ 58.34	2.0%
Master of Education in Counselling Psychology (On Campus)	3	\$ 2,476.94	\$ 2,526.47	\$ 49.53	2.0%
Master of Education in Counselling Psychology (Off Campus)	9	\$ 3,025.20	\$ 3,085.70	\$ 60.50	2.0%
Master of Engineering (Full Time)	3	\$ 2,105.84	\$ 2,147.95	\$ 42.11	2.0%
Master of Engineering (Part Time)	9	\$ 1,240.98	\$ 1,265.79	\$ 24.81	2.0%
Master of Engineering in Clean Energy Engineering (Full Time)	3	\$ 6,315.84	\$ 6,442.15	\$ 126.31	2.0%
Master of Engineering in Naval Architecture and Marine Engineering (Full Time)	3	\$ 9,572.37	\$ 9,763.81	\$ 191.44	2.0%
Master of Engineering Leadership*	3	\$ 10,135.45	\$ 10,338.15	\$ 202.70	2.0%
Master of Engineering Leadership (Part Time)*	6	\$ 5,067.72	\$ 5,169.07	\$ 101.35	2.0%
Master of Food and Resource Economics	3	\$ 7,557.43	\$ 7,708.57	\$ 151.14	2.0%
Master of Food Science	3	\$ 4,398.25	\$ 4,486.21	\$ 87.96	2.0%
Master of Geomatics for Environmental Management	3	\$ 6,133.78	\$ 6,256.45	\$ 122.67	2.0%
Master of Global Surgical Care	6	\$ 4,870.93	\$ 4,968.34	\$ 97.41	2.0%
Master of Health Administration	6	\$ 5,134.30	\$ 5,236.98	\$ 102.68	2.0%
Master of Health Leadership and Policy*	3	\$ 10,135.45	\$ 10,338.15	\$ 202.70	2.0%
Master of Health Leadership and Policy (Part Time)*	6	\$ 5,067.72	\$ 5,169.07	\$ 101.35	2.0%
Master of High Performance Coaching and Technical Leadership (with transferable Graduate Certificate)	6	\$ 2,698.85	\$ 2,752.82	\$ 53.97	2.0%
Master of International Forestry	3	\$ 6,473.40	\$ 6,602.86	\$ 129.46	2.0%
Master of Journalism	5	\$ 2,537.17	\$ 2,587.91	\$ 50.74	2.0%
Master of Kinesiology (Full Time)	3	\$ 1,963.98	\$ 2,003.25	\$ 39.27	2.0%
Master of Kinesiology (Part Time)	9	\$ 1,148.09	\$ 1,171.05	\$ 22.96	2.0%
Master of Land and Water Systems	3	\$ 6,981.90	\$ 7,121.53	\$ 139.63	2.0%
Master of Landscape Architecture	5	\$ 1,872.47	\$ 1,909.91	\$ 37.44	2.0%
Master of Management*	3	\$ 10,268.59	\$ 10,473.96	\$ 205.37	2.0%
Master of Museum Education	7	\$ 2,356.03	\$ 2,403.15	\$ 47.12	2.0%
Master of Nursing - Nurse Practitioner	5	\$ 1,732.53	\$ 1,767.18	\$ 34.65	2.0%
Master of Nutrition and Dietetics	7	\$ 4,167.76	\$ 4,251.11	\$ 83.35	2.0%
Master of Occupational Therapy	6	\$ 2,567.09	\$ 2,618.43	\$ 51.34	2.0%
Master of Pharmacy Leadership*	4	N/A	\$ 7,625.00	N/A	N/A
Master of Physical Therapy	7	\$ 2,200.36	\$ 2,244.36	\$ 44.00	2.0%
Master of Public Policy and Global Affairs	5	\$ 9,684.98	\$ 9,878.67	\$ 193.69	2.0%
Master of Public Policy and Global Affairs (Accelerated option)	4	\$ 12,106.22	\$ 12,348.34	\$ 242.12	2.0%
Master of Science, Genetic Counselling	5	\$ 8,401.44	\$ 8,569.46	\$ 168.02	2.0%
Master of Sustainable Forest Management	3	\$ 6,473.40	\$ 6,602.86	\$ 129.46	2.0%
Master of Urban Design	3	\$ 6,509.20	\$ 6,639.38	\$ 130.18	2.0%
Master of Urban Forestry Leadership	4	\$ 5,100.00	\$ 5,202.00	\$ 102.00	2.0%
* Increase applies to began 2022S or later students only.					
*** Students with transferable Graduate Certificate pays a reduced number of minimum instalments.					

SCHEDULE A
UBC VANCOUVER, Effective May 1, 2022
PROPOSED TUITION FEES FOR 2022-23

DOMESTIC GRADUATE PER INSTALMENT	Minimum Number of Instalments	Per Instalment Fee 2021-22	Per Instalment Fee 2022-23	\$ Increase per Instalment 2022-23	Percent Increase 2022-23
Graduate Programs with Specialized Rates					
Dual Master of Business Administration and Juris Doctor	11	\$ 8,019.17	\$ 8,179.48	\$ 160.31	2.0%
Dual Master of Business Administration and Juris Doctor (transfer from first year in Juris Doctor)	8	\$ 9,382.67	\$ 9,570.26	\$ 187.59	2.0%
Dual Master of Architecture and Master of Landscape Architecture	9	\$ 2,815.40	\$ 2,871.70	\$ 56.30	2.0%
Combined Master of Public Health and Master of Science in Nursing	6	\$ 3,465.08	\$ 3,534.38	\$ 69.30	2.0%
Combined Master of Public Health with Diploma in Dental Public Health	7	\$ 6,406.58	\$ 6,534.71	\$ 128.13	2.0%
Combined Master of Science in Craniofacial Science and Diploma in Periodontics	9	\$ 6,406.68	\$ 6,534.81	\$ 128.13	2.0%
Combined Master of Science in Craniofacial Science and Diploma in Endodontics	9	\$ 6,406.68	\$ 6,534.81	\$ 128.13	2.0%
Combined Master of Science in Craniofacial Science and Diploma in Orthodontics	9	\$ 6,406.68	\$ 6,534.81	\$ 128.13	2.0%
Combined Master of Science in Craniofacial Science and Diploma in Pediatric Dentistry	9	\$ 6,406.68	\$ 6,534.81	\$ 128.13	2.0%
Combined Master of Science in Craniofacial Science and Diploma in Prosthodontics	9	\$ 6,406.68	\$ 6,534.81	\$ 128.13	2.0%
Doctoral Degree Programs					
Doctor of Education in Educational Leadership**	10	\$ 3,963.22	\$ 4,042.48	\$ 79.26	2.0%
Combined Doctor of Philosophy and Doctor of Medicine	18	\$ 1,801.54	\$ 1,837.57	\$ 36.03	2.0%
Combined Doctor of Philosophy in Craniofacial Science and Diploma in Endodontics	9	\$ 6,406.68	\$ 6,534.81	\$ 128.13	2.0%
Combined Doctor of Philosophy in Craniofacial Science and Diploma in Orthodontics	9	\$ 6,406.68	\$ 6,534.81	\$ 128.13	2.0%
Combined Doctor of Philosophy in Craniofacial Science and Diploma in Pediatric Dentistry	9	\$ 6,406.68	\$ 6,534.81	\$ 128.13	2.0%
Combined Doctor of Philosophy in Craniofacial Science and Diploma in Periodontics	9	\$ 6,406.68	\$ 6,534.81	\$ 128.13	2.0%
Combined Doctor of Philosophy in Craniofacial Science and Diploma in Prosthodontics	9	\$ 6,406.68	\$ 6,534.81	\$ 128.13	2.0%
Combined Master of Physical Therapy and Doctor of Philosophy in Rehabilitation Sciences (Instalments 1-7)	15	\$ 2,200.36	\$ 2,244.36	\$ 44.00	2.0%
Combined Master of Physical Therapy and Doctor of Philosophy in Rehabilitation Sciences (Instalments 8-15)	15	\$ 1,732.53	\$ 1,767.18	\$ 34.65	2.0%
**Instalments 1 and 10 for the Doctor of Education in Educational Leadership program are assessed at half rate.					

DOMESTIC GRADUATE PER CREDIT	Base Per Credit 2021-22	Proposed Per Credit 2022-23	\$ Increase Per Credit 2022-23	Percent Increase 2022-23
Master of Educational Technology	\$ 571.98	\$ 583.41	\$ 11.43	2.0%
Master of Fine Arts in Creative Writing (Distance Education)	\$ 640.60	\$ 653.41	\$ 12.81	2.0%
Master of Laws in Common Law	\$ 923.99	\$ 942.46	\$ 18.47	2.0%
Master of Laws in Taxation	\$ 957.23	\$ 976.37	\$ 19.14	2.0%
Master of Rehabilitation Science (Online)	\$ 443.84	\$ 452.71	\$ 8.87	2.0%
Other				
Unclassified, Qualifying, Visiting, Access Studies, Auditors (Graduate-level non-Law courses)	\$ 441.07	\$ 449.89	\$ 8.82	2.0%
Unclassified, Qualifying, Visiting, Access Studies, Auditors (Graduate-level Master of Laws in Common Law courses)	\$ 923.99	\$ 942.46	\$ 18.47	2.0%

DOMESTIC GRADUATE PROGRAM FEES	Program Fee 2021-22	Proposed Program Fee 2022-23	\$ Increase in Program Fee 2022-23	Percent Increase 2022-23
International Masters of Business Administration*	\$ 50,406.24	\$ 51,414.36	\$ 1,008.12	2.0%
Master of Management (Bachelor Dual Degree Option)	\$ 30,805.77	\$ 31,421.88	\$ 616.11	2.0%
* Increase applies to began 2021S or later students only.				

SCHEDULE A
UBC VANCOUVER, Effective May 1, 2022
PROPOSED TUITION FEES FOR 2022-23

INTERNATIONAL GRADUATE PER INSTALMENT	Minimum Number of Instalments	Per Instalment Fee 2021-22	Per Instalment Fee 2022-23	\$ Increase per Instalment 2022-23	Percent Increase 2022-23
<i>No international standard graduate fee will be less than its associated domestic fee.</i>					
Graduate Programs with Standard Rates					
All International Master's Students Full Time (except below; until degree completion)*	3	\$ 3,043.77	\$ 3,104.64	\$ 60.87	2.0%
All International Doctoral Students Full Time (except below; until degree completion)*	6	\$ 3,043.77	\$ 3,104.64	\$ 60.87	2.0%
All International Master's Programs Part Time (except below)	9	\$ 1,750.16	\$ 1,785.16	\$ 35.00	2.0%
All International Doctoral Programs Part Time (except below)	9	\$ 2,556.86	\$ 2,607.99	\$ 51.13	2.0%
Graduate Programs with Specialized Rates					
Master of Architecture (began 2022S or later)	5	\$ 15,116.03	\$ 15,720.67	\$ 604.64	4.0%
Master of Architecture (began between 2021S and 2021W)	5	\$ 15,116.03	\$ 15,418.35	\$ 302.32	2.0%
Master of Architecture (began between 2020S and 2020W)	5	\$ 14,825.34	\$ 15,121.84	\$ 296.50	2.0%
Master of Architecture (began 2019W or earlier)	5	\$ 14,682.78	\$ 14,976.43	\$ 293.65	2.0%
Master of Archival Studies, Master of Library and Information Studies, Dual MAS/MLIS (began 2022S or later)*	3	\$ 3,388.61	\$ 3,524.15	\$ 135.54	4.0%
Master of Archival Studies, Master of Library and Information Studies, Dual MAS/MLIS (began between 2021S and 2021W)*	3	\$ 3,388.61	\$ 3,456.38	\$ 67.77	2.0%
Master of Archival Studies, Master of Library and Information Studies, Dual MAS/MLIS (began between 2020S and 2020W)*	3	\$ 3,323.44	\$ 3,389.90	\$ 66.46	2.0%
Master of Archival Studies, Master of Library and Information Studies, Dual MAS/MLIS (began 2019W or earlier)*	3	\$ 3,291.48	\$ 3,357.30	\$ 65.82	2.0%
Master of Arts in Economics (began 2022S or later)	3	\$ 8,623.95	\$ 8,968.90	\$ 344.95	4.0%
Master of Arts in Economics (began between 2021S and 2021W)	3	\$ 8,623.95	\$ 8,796.42	\$ 172.47	2.0%
Master of Arts in Economics (began between 2020S and 2020W)	3	\$ 8,458.10	\$ 8,627.26	\$ 169.16	2.0%
Master of Arts in Economics (began 2019W or earlier)	3	\$ 8,376.77	\$ 8,544.30	\$ 167.53	2.0%
Master of Arts in Faculty of Education except Kinesiology (Full Time) (began 2022S or later)*	3	\$ 4,716.34	\$ 4,904.99	\$ 188.65	4.0%
Master of Arts in Faculty of Education except Kinesiology (Full Time) (began between 2021S and 2021W)*	3	\$ 4,716.34	\$ 4,810.66	\$ 94.32	2.0%
Master of Arts in Faculty of Education except Kinesiology (Full Time) (began between 2020S and 2020W)*	3	\$ 4,625.64	\$ 4,718.15	\$ 92.51	2.0%
Master of Arts in Faculty of Education except Kinesiology (Full Time) (began 2019W or earlier)*	3	\$ 4,581.16	\$ 4,672.78	\$ 91.62	2.0%
Master of Business Administration (Full Time - 16 months)**	4	\$ 21,648.02	\$ 22,513.94	\$ 865.92	4.0%
Professional Masters of Business Administration**	6	\$ 14,432.00	\$ 15,009.28	\$ 577.28	4.0%
Master of Business Administration and Master of Business Analytics Dual Degree Program Option**	6	\$ 24,087.09	\$ 25,050.57	\$ 963.48	4.0%
Master of Business Analytics**	3	\$ 19,310.15	\$ 20,082.55	\$ 772.40	4.0%
Master of Community and Regional Planning (began 2022S or later)	6	\$ 7,599.52	\$ 7,903.50	\$ 303.98	4.0%
Master of Community and Regional Planning (began between 2021S and 2021W)	6	\$ 7,599.52	\$ 7,751.51	\$ 151.99	2.0%
Master of Community and Regional Planning (began between 2020S and 2020W)	6	\$ 7,453.38	\$ 7,602.44	\$ 149.06	2.0%
Master of Community and Regional Planning (began between 2019S and 2019W)	6	\$ 7,381.71	\$ 7,529.34	\$ 147.63	2.0%
Master of Community and Regional Planning (began 2018W or earlier)	6	\$ 7,310.73	\$ 7,456.94	\$ 146.21	2.0%
Master of Data Science**	3	\$ 15,911.56	\$ 16,548.02	\$ 636.46	4.0%
Master of Data Science in Computational Linguistics**	3	\$ 15,911.56	\$ 16,548.02	\$ 636.46	4.0%
Master of Education (Full Time) (began 2022S or later)****	3	\$ 4,716.34	\$ 4,904.99	\$ 188.65	4.0%
Master of Education (Full Time) (began between 2021S and 2021W)****	3	\$ 4,716.34	\$ 4,810.66	\$ 94.32	2.0%
Master of Education (Full Time) (began between 2020S and 2020W)****	3	\$ 4,625.64	\$ 4,718.15	\$ 92.51	2.0%
Master of Education (Full Time) (began 2019W or earlier)****	3	\$ 4,581.16	\$ 4,672.78	\$ 91.62	2.0%
Master of Education (Off Campus, Part Time over 3 instalments) (began 2022S or later)	3	\$ 5,565.86	\$ 5,788.49	\$ 222.63	4.0%
Master of Education (Off Campus, Part Time over 3 instalments) (began between 2021S and 2021W)	3	\$ 5,565.86	\$ 5,677.17	\$ 111.31	2.0%
Master of Education (Off Campus, Part Time over 3 instalments) (began between 2020S and 2020W)	3	\$ 5,458.82	\$ 5,567.99	\$ 109.17	2.0%
Master of Education (Off Campus, Part Time over 3 instalments) (began 2019W or earlier)	3	\$ 5,406.33	\$ 5,514.45	\$ 108.12	2.0%
Master of Education (Off Campus, Part Time over 6 instalments) (began 2022S or later)	6	\$ 2,782.92	\$ 2,894.23	\$ 111.31	4.0%
Master of Education (Off Campus, Part Time over 6 instalments) (began between 2021S and 2021W)	6	\$ 2,782.92	\$ 2,838.57	\$ 55.65	2.0%
Master of Education (Off Campus, Part Time over 6 instalments) (began between 2020S and 2020W)	6	\$ 2,729.40	\$ 2,783.98	\$ 54.58	2.0%
Master of Education (Off Campus, Part Time over 6 instalments) (began between 2019S and 2019W)	6	\$ 2,703.16	\$ 2,757.22	\$ 54.06	2.0%
Master of Education (Off Campus, Part Time over 6 instalments) (began 2018W or earlier)	6	\$ 2,677.17	\$ 2,730.71	\$ 53.54	2.0%
Master of Education (Off Campus, Part Time over 7 instalments) (began 2022S or later)	7	\$ 2,385.36	\$ 2,480.77	\$ 95.41	4.0%
Master of Education (Off Campus, Part Time over 7 instalments) (began between 2021S and 2021W)	7	\$ 2,385.36	\$ 2,433.06	\$ 47.70	2.0%
Master of Education (Off Campus, Part Time over 7 instalments) (began between 2020S and 2020W)	7	\$ 2,339.49	\$ 2,386.27	\$ 46.78	2.0%
Master of Education (Off Campus, Part Time over 7 instalments) (began between 2019S and 2019W)	7	\$ 2,317.00	\$ 2,363.34	\$ 46.34	2.0%
Master of Education (Off Campus, Part Time over 7 instalments) (began 2018W or earlier)	7	\$ 2,294.71	\$ 2,340.60	\$ 45.89	2.0%
Master of Education (Off Campus, Part Time over 8 instalments) (began 2022S or later)	8	\$ 2,087.18	\$ 2,170.66	\$ 83.48	4.0%
Master of Education (Off Campus, Part Time over 8 instalments) (began between 2021S and 2021W)	8	\$ 2,087.18	\$ 2,128.92	\$ 41.74	2.0%
Master of Education (Off Campus, Part Time over 8 instalments) (began between 2020S and 2020W)	8	\$ 2,047.04	\$ 2,087.98	\$ 40.94	2.0%
Master of Education (Off Campus, Part Time over 8 instalments) (began between 2019S and 2019W)	8	\$ 2,027.37	\$ 2,067.91	\$ 40.54	2.0%
Master of Education (Off Campus, Part Time over 8 instalments) (began 2018W or earlier)	8	\$ 2,007.88	\$ 2,048.03	\$ 40.15	2.0%
Master of Education (Off Campus, Part Time over 9 instalments) (began 2022S or later)****	9	\$ 1,855.28	\$ 1,929.49	\$ 74.21	4.0%
Master of Education (Off Campus, Part Time over 9 instalments) (began between 2021S and 2021W)****	9	\$ 1,855.28	\$ 1,892.38	\$ 37.10	2.0%
Master of Education (Off Campus, Part Time over 9 instalments) (began between 2020S and 2020W)****	9	\$ 1,819.60	\$ 1,855.99	\$ 36.39	2.0%
Master of Education (Off Campus, Part Time over 9 instalments) (began between 2019S and 2019W)****	9	\$ 1,802.10	\$ 1,838.14	\$ 36.04	2.0%
Master of Education (Off Campus, Part Time over 9 instalments) (began 2018W or earlier)****	9	\$ 1,784.77	\$ 1,820.46	\$ 35.69	2.0%
<i>* International Graduate Students in Programs with Standard Rates, MLIS, Dual MAS/MLIS, and MA & MED in Education Students receive an International Tuition Award.</i>					
<i>** Increase applies to new incoming students only.</i>					
<i>**** Students with transferable Graduate Certificate pays a reduced number of minimum instalments.</i>					

SCHEDULE A
UBC VANCOUVER, Effective May 1, 2022
PROPOSED TUITION FEES FOR 2022-23

INTERNATIONAL GRADUATE PER INSTALMENT	Minimum Number of Instalments	Per Instalment Fee 2021-22	Per Instalment Fee 2022-23	\$ Increase per Instalment 2022-23	Percent Increase 2022-23
<i>No international standard graduate fee will be less than its associated domestic fee.</i>					
Graduate Programs with Specialized Rates					
Master of Education in Adult Learning and Global Change (began 2022S or later)	6	\$ 4,431.53	\$ 4,608.79	\$ 177.26	4.0%
Master of Education in Adult Learning and Global Change (began between 2021S and 2021W)	6	\$ 4,431.53	\$ 4,520.16	\$ 88.63	2.0%
Master of Education in Adult Learning and Global Change (began between 2020S and 2020W)	6	\$ 4,346.31	\$ 4,433.23	\$ 86.92	2.0%
Master of Education in Adult Learning and Global Change (began between 2019S and 2019W)	6	\$ 4,304.52	\$ 4,390.61	\$ 86.09	2.0%
Master of Education in Adult Learning and Global Change (began 2018W or earlier)	6	\$ 4,263.13	\$ 4,348.39	\$ 85.26	2.0%
Master of Engineering (Full Time) (began 2022S or later)	3	\$ 7,299.65	\$ 7,591.63	\$ 291.98	4.0%
Master of Engineering (Full Time) (began between 2021S and 2021W)	3	\$ 7,299.65	\$ 7,445.64	\$ 145.99	2.0%
Master of Engineering (Full Time) (began between 2020S and 2020W)	3	\$ 7,159.27	\$ 7,302.45	\$ 143.18	2.0%
Master of Engineering (Full Time) (began 2019W or earlier)	3	\$ 7,090.43	\$ 7,232.23	\$ 141.80	2.0%
Master of Engineering in Clean Energy Engineering (Full Time) (began 2022S or later)	3	\$ 11,503.04	\$ 11,963.16	\$ 460.12	4.0%
Master of Engineering in Clean Energy Engineering (Full Time) (began between 2021S and 2021W)	3	\$ 11,503.04	\$ 11,733.10	\$ 230.06	2.0%
Master of Engineering in Clean Energy Engineering (Full Time) (began between 2020S and 2020W)	3	\$ 11,281.83	\$ 11,507.46	\$ 225.63	2.0%
Master of Engineering in Clean Energy Engineering (Full Time) (began 2019W or earlier)	3	\$ 11,173.35	\$ 11,396.81	\$ 223.46	2.0%
Master of Engineering in Naval Architecture and Marine Engineering (Full Time) (began 2022S or later)	3	\$ 16,716.70	\$ 17,385.36	\$ 668.66	4.0%
Master of Engineering in Naval Architecture and Marine Engineering (Full Time) (began between 2021S and 2021W)	3	\$ 16,716.70	\$ 17,051.03	\$ 334.33	2.0%
Master of Engineering in Naval Architecture and Marine Engineering (Full Time) (began between 2020S and 2020W)	3	\$ 16,395.22	\$ 16,723.12	\$ 327.90	2.0%
Master of Engineering in Naval Architecture and Marine Engineering (Full Time) (began 2019W or earlier)	3	\$ 16,237.57	\$ 16,562.32	\$ 324.75	2.0%
Master of Engineering Leadership**	3	\$ 18,847.25	\$ 19,601.14	\$ 753.89	4.0%
Master of Engineering Leadership (Part Time)**	6	\$ 9,423.62	\$ 9,800.56	\$ 376.94	4.0%
Master of Food and Resource Economics (began 2022S or later)	3	\$ 15,511.65	\$ 16,132.11	\$ 620.46	4.0%
Master of Food and Resource Economics (began between 2021S and 2021W)	3	\$ 15,511.65	\$ 15,821.88	\$ 310.23	2.0%
Master of Food and Resource Economics (began between 2020S and 2020W)	3	\$ 15,213.35	\$ 15,517.61	\$ 304.26	2.0%
Master of Food and Resource Economics (began 2019W or earlier)	3	\$ 15,067.07	\$ 15,368.41	\$ 301.34	2.0%
Master of Food Science (began 2022S or later)	3	\$ 13,626.04	\$ 14,171.08	\$ 545.04	4.0%
Master of Food Science (began between 2021S and 2021W)	3	\$ 13,626.04	\$ 13,898.56	\$ 272.52	2.0%
Master of Food Science (began between 2020S and 2020W)	3	\$ 13,364.00	\$ 13,631.28	\$ 267.28	2.0%
Master of Food Science (began 2019W or earlier)	3	\$ 13,235.50	\$ 13,500.21	\$ 264.71	2.0%
Master of Geomatics for Environmental Management (began 2022S or later)	3	\$ 12,358.49	\$ 12,852.82	\$ 494.33	4.0%
Master of Geomatics for Environmental Management (began between 2021S and 2021W)	3	\$ 12,358.49	\$ 12,605.65	\$ 247.16	2.0%
Master of Geomatics for Environmental Management (began between 2020S and 2020W)	3	\$ 12,120.83	\$ 12,363.24	\$ 242.41	2.0%
Master of Geomatics for Environmental Management (began 2019W or earlier)	3	\$ 12,004.28	\$ 12,244.36	\$ 240.08	2.0%
Master of Global Surgical Care (began 2022S or later)	6	\$ 8,689.57	\$ 9,037.15	\$ 347.58	4.0%
Master of Global Surgical Care (began between 2021S and 2021W)	6	\$ 8,689.57	\$ 8,863.36	\$ 173.79	2.0%
Master of Global Surgical Care (began between 2020S and 2020W)	6	\$ 8,522.46	\$ 8,692.90	\$ 170.44	2.0%
Master of Global Surgical Care (began between 2019S and 2019W)	6	\$ 8,440.52	\$ 8,609.33	\$ 168.81	2.0%
Master of Global Surgical Care (began 2018W or earlier)	6	\$ 8,359.35	\$ 8,526.53	\$ 167.18	2.0%
Master of Health Administration (began 2022S or later)	6	\$ 8,950.15	\$ 9,308.15	\$ 358.00	4.0%
Master of Health Administration (began between 2021S and 2021W)	6	\$ 8,950.15	\$ 9,129.15	\$ 179.00	2.0%
Master of Health Administration (began between 2020S and 2020W)	6	\$ 8,778.03	\$ 8,953.59	\$ 175.56	2.0%
Master of Health Administration (began between 2019S and 2019W)	6	\$ 8,693.63	\$ 8,867.50	\$ 173.87	2.0%
Master of Health Administration (began 2018W or earlier)	6	\$ 8,610.05	\$ 8,782.25	\$ 172.20	2.0%
Master of Health Leadership and Policy**	3	\$ 18,847.25	\$ 19,601.14	\$ 753.89	4.0%
Master of Health Leadership and Policy (Part Time)**	6	\$ 9,423.62	\$ 9,800.56	\$ 376.94	4.0%
Master of Health Science (began 2022S or later)	3	\$ 7,479.99	\$ 7,779.18	\$ 299.19	4.0%
Master of Health Science (began between 2021S and 2021W)	3	\$ 7,479.99	\$ 7,629.58	\$ 149.59	2.0%
Master of Health Science (began between 2020S and 2020W)	3	\$ 7,336.14	\$ 7,482.86	\$ 146.72	2.0%
Master of Health Science (began 2019W or earlier)	3	\$ 7,265.61	\$ 7,410.92	\$ 145.31	2.0%
Master of High Performance Coaching and Technical Leadership (with transferable Graduate Certificate) (began 2022S or later)	6	\$ 4,906.05	\$ 5,102.29	\$ 196.24	4.0%
Master of High Performance Coaching and Technical Leadership (with transferable Graduate Certificate) (began between 2021S and 2021W)	6	\$ 4,906.05	\$ 5,004.17	\$ 98.12	2.0%
Master of High Performance Coaching and Technical Leadership (with transferable Graduate Certificate) (began between 2020S and 2020W)	6	\$ 4,811.70	\$ 4,907.93	\$ 96.23	2.0%
Master of High Performance Coaching and Technical Leadership (with transferable Graduate Certificate) (began between 2019S and 2019W)	6	\$ 4,765.44	\$ 4,860.74	\$ 95.30	2.0%
Master of High Performance Coaching and Technical Leadership (with transferable Graduate Certificate) (began 2018W or earlier)	6	\$ 4,719.62	\$ 4,814.01	\$ 94.39	2.0%
Master of International Forestry (began 2022S or later)	3	\$ 11,951.45	\$ 12,429.50	\$ 478.05	4.0%
Master of International Forestry (began between 2021S and 2021W)	3	\$ 11,951.45	\$ 12,190.47	\$ 239.02	2.0%
Master of International Forestry (began between 2020S and 2020W)	3	\$ 11,721.61	\$ 11,956.04	\$ 234.43	2.0%
Master of International Forestry (began 2019W or earlier)	3	\$ 11,608.90	\$ 11,841.07	\$ 232.17	2.0%
** Increase applies to new incoming students only.					

SCHEDULE A

UBC VANCOUVER, Effective May 1, 2022

PROPOSED TUITION FEES FOR 2022-23

INTERNATIONAL GRADUATE PER INSTALMENT	Minimum Number of Instalments	Per Instalment Fee 2021-22	Per Instalment Fee 2022-23	\$ Increase per Instalment 2022-23	Percent Increase 2022-23
<i>No international standard graduate fee will be less than its associated domestic fee.</i>					
Graduate Programs with Specialized Rates					
Master of Journalism (began 2022S or later)	5	\$ 9,427.69	\$ 9,804.79	\$ 377.10	4.0%
Master of Journalism (began between 2021S and 2021W)	5	\$ 9,427.69	\$ 9,616.24	\$ 188.55	2.0%
Master of Journalism (began between 2020S and 2020W)	5	\$ 9,246.39	\$ 9,431.31	\$ 184.92	2.0%
Master of Journalism (began 2019W or earlier)	5	\$ 9,157.48	\$ 9,340.62	\$ 183.14	2.0%
Master of Kinesiology (Full Time) (began 2022S or later)	3	\$ 7,629.64	\$ 7,934.82	\$ 305.18	4.0%
Master of Kinesiology (Full Time) (began between 2021S and 2021W)	3	\$ 7,629.64	\$ 7,782.23	\$ 152.59	2.0%
Master of Kinesiology (Full Time) (began between 2020S and 2020W)	3	\$ 7,482.92	\$ 7,632.57	\$ 149.65	2.0%
Master of Kinesiology (Full Time) (began 2019W or earlier)	3	\$ 7,410.97	\$ 7,559.18	\$ 148.21	2.0%
Master of Land and Water Systems (began 2022S or later)	3	\$ 12,825.45	\$ 13,338.46	\$ 513.01	4.0%
Master of Land and Water Systems (began between 2021S and 2021W)	3	\$ 12,825.45	\$ 13,081.95	\$ 256.50	2.0%
Master of Land and Water Systems (began between 2020S and 2020W)	3	\$ 12,578.81	\$ 12,830.38	\$ 251.57	2.0%
Master of Land and Water Systems (began 2019W or earlier)	3	\$ 12,457.86	\$ 12,707.01	\$ 249.15	2.0%
Master of Landscape Architecture (began 2022S or later)	5	\$ 15,116.03	\$ 15,720.67	\$ 604.64	4.0%
Master of Landscape Architecture (began between 2021S and 2021W)	5	\$ 15,116.03	\$ 15,418.35	\$ 302.32	2.0%
Master of Landscape Architecture (began between 2020S and 2020W)	5	\$ 14,825.34	\$ 15,121.84	\$ 296.50	2.0%
Master of Landscape Architecture (began 2019W or earlier)	5	\$ 14,682.78	\$ 14,976.43	\$ 293.65	2.0%
Master of Management**	3	\$ 16,222.98	\$ 16,871.89	\$ 648.91	4.0%
Master of Museum Education (began 2022S or later)	7	\$ 4,104.45	\$ 4,268.62	\$ 164.17	4.0%
Master of Museum Education (began between 2021S and 2021W)	7	\$ 4,104.45	\$ 4,186.53	\$ 82.08	2.0%
Master of Museum Education (began between 2020S and 2020W)	7	\$ 4,025.52	\$ 4,106.03	\$ 80.51	2.0%
Master of Museum Education (began between 2019S and 2019W)	7	\$ 3,986.81	\$ 4,066.54	\$ 79.73	2.0%
Master of Museum Education (began 2018W or earlier)	7	\$ 3,948.47	\$ 4,027.43	\$ 78.96	2.0%
Master of Music (began 2022S or later)	3	\$ 6,463.82	\$ 6,722.37	\$ 258.55	4.0%
Master of Music (began between 2021S and 2021W)	3	\$ 6,463.82	\$ 6,593.09	\$ 129.27	2.0%
Master of Music (began between 2020S and 2020W)	3	\$ 6,339.52	\$ 6,466.31	\$ 126.79	2.0%
Master of Music (began 2019W or earlier)	3	\$ 6,278.56	\$ 6,404.13	\$ 125.57	2.0%
Master of Nursing - Nurse Practitioner (began 2022S or later)	5	\$ 17,305.60	\$ 17,997.82	\$ 692.22	4.0%
Master of Nursing - Nurse Practitioner (began between 2021S and 2021W)	5	\$ 17,305.60	\$ 17,651.71	\$ 346.11	2.0%
Master of Nursing - Nurse Practitioner (began between 2020S and 2020W)	5	\$ 16,972.80	\$ 17,312.25	\$ 339.45	2.0%
Master of Nursing - Nurse Practitioner (began 2019W or earlier)	5	\$ 16,809.60	\$ 17,145.79	\$ 336.19	2.0%
Master of Nutrition and Dietetics (began 2022S or later)	7	\$ 9,953.48	\$ 10,351.61	\$ 398.13	4.0%
Master of Occupational Therapy (began 2022S or later)	6	\$ 15,522.40	\$ 16,143.29	\$ 620.89	4.0%
Master of Occupational Therapy (began between 2021S and 2021W)	6	\$ 15,522.40	\$ 15,832.84	\$ 310.44	2.0%
Master of Occupational Therapy (began between 2020S and 2020W)	6	\$ 15,223.89	\$ 15,528.36	\$ 304.47	2.0%
Master of Occupational Therapy (began between 2019S and 2019W)	6	\$ 15,077.51	\$ 15,379.06	\$ 301.55	2.0%
Master of Occupational Therapy (began 2018W or earlier)	6	\$ 14,932.54	\$ 15,231.19	\$ 298.65	2.0%
Master of Pharmacy Leadership (began 2022S or later)**	4	N/A	\$ 13,250.00	N/A	N/A
Master of Physical Therapy (began 2022S or later)	7	\$ 13,638.48	\$ 14,184.01	\$ 545.53	4.0%
Master of Physical Therapy (began between 2021S and 2021W)	7	\$ 13,638.48	\$ 13,911.24	\$ 272.76	2.0%
Master of Physical Therapy (began between 2020S and 2020W)	7	\$ 13,376.20	\$ 13,643.72	\$ 267.52	2.0%
Master of Physical Therapy (began between 2019S and 2019W)	7	\$ 13,247.58	\$ 13,512.53	\$ 264.95	2.0%
Master of Physical Therapy (began 2018W or earlier)	7	\$ 13,120.19	\$ 13,382.59	\$ 262.40	2.0%
Master of Public Health (began 2022S or later)	3	\$ 5,966.83	\$ 6,205.50	\$ 238.67	4.0%
Master of Public Health (began between 2021S and 2021W)	3	\$ 5,966.83	\$ 6,086.16	\$ 119.33	2.0%
Master of Public Health (began between 2020S and 2020W)	3	\$ 5,852.08	\$ 5,969.12	\$ 117.04	2.0%
Master of Public Health (began 2019W or earlier)	3	\$ 5,795.82	\$ 5,911.73	\$ 115.91	2.0%
Master of Public Policy and Global Affairs (began 2022S or later)	5	\$ 16,470.85	\$ 17,129.68	\$ 658.83	4.0%
Master of Public Policy and Global Affairs (began between 2021S and 2021W)	5	\$ 16,470.85	\$ 16,800.26	\$ 329.41	2.0%
Master of Public Policy and Global Affairs (began between 2020S and 2020W)	5	\$ 16,154.10	\$ 16,477.18	\$ 323.08	2.0%
Master of Public Policy and Global Affairs (began 2019W or earlier)	5	\$ 15,998.78	\$ 16,318.75	\$ 319.97	2.0%
Master of Public Policy and Global Affairs (Accelerated option) (began 2022S or later)	4	\$ 20,588.57	\$ 21,412.11	\$ 823.54	4.0%
Master of Public Policy and Global Affairs (Accelerated option) (began between 2021S and 2021W)	4	\$ 20,588.57	\$ 21,000.34	\$ 411.77	2.0%
Master of Public Policy and Global Affairs (Accelerated option) (began 2020W or earlier)	4	\$ 20,192.64	\$ 20,596.49	\$ 403.85	2.0%
Master of Science, Genetic Counselling (began 2022S or later)	5	\$ 9,169.90	\$ 9,536.69	\$ 366.79	4.0%
Master of Science, Genetic Counselling (began between 2021S and 2021W)	5	\$ 9,169.90	\$ 9,353.29	\$ 183.39	2.0%
Master of Science, Genetic Counselling (began between 2020S and 2020W)	5	\$ 8,993.56	\$ 9,173.43	\$ 179.87	2.0%
Master of Science, Genetic Counselling (began 2019W or earlier)	5	\$ 8,907.08	\$ 9,085.22	\$ 178.14	2.0%
Master of Science, Occupational and Environmental Hygiene (began 2022S or later)	3	\$ 4,474.98	\$ 4,653.97	\$ 178.99	4.0%
Master of Science, Occupational and Environmental Hygiene (began between 2021S and 2021W)	3	\$ 4,474.98	\$ 4,564.47	\$ 89.49	2.0%
Master of Science, Occupational and Environmental Hygiene (began between 2020S and 2020W)	3	\$ 4,388.92	\$ 4,476.69	\$ 87.77	2.0%
Master of Science, Occupational and Environmental Hygiene (began 2019W or earlier)	3	\$ 4,346.73	\$ 4,433.66	\$ 86.93	2.0%
Master of Social Work (began 2022S or later)	3	\$ 9,014.46	\$ 9,375.03	\$ 360.57	4.0%
Master of Social Work (began between 2021S and 2021W)	3	\$ 9,014.46	\$ 9,194.74	\$ 180.28	2.0%
Master of Social Work (began between 2020S and 2020W)	3	\$ 8,841.10	\$ 9,017.92	\$ 176.82	2.0%
Master of Social Work (began 2019W or earlier)	3	\$ 8,756.09	\$ 8,931.21	\$ 175.12	2.0%
** Increase applies to new incoming students only.					

SCHEDULE A
UBC VANCOUVER, Effective May 1, 2022
PROPOSED TUITION FEES FOR 2022-23

INTERNATIONAL GRADUATE PER INSTALMENT	Minimum Number of Instalments	Per Instalment Fee 2021-22	Per Instalment Fee 2022-23	\$ Increase per Instalment 2022-23	Percent Increase 2022-23
<i>No international standard graduate fee will be less than its associated domestic fee.</i>					
Graduate Programs with Specialized Rates					
Master of Sustainable Forest Management (began 2022S or later)	3	\$ 11,951.45	\$ 12,429.50	\$ 478.05	4.0%
Master of Sustainable Forest Management (began between 2021S and 2021W)	3	\$ 11,951.45	\$ 12,190.47	\$ 239.02	2.0%
Master of Sustainable Forest Management (began between 2020S and 2020W)	3	\$ 11,721.61	\$ 11,956.04	\$ 234.43	2.0%
Master of Sustainable Forest Management (began 2019W or earlier)	3	\$ 11,608.90	\$ 11,841.07	\$ 232.17	2.0%
Master of Urban Design (began 2022S or later)	3	\$ 12,328.55	\$ 12,821.69	\$ 493.14	4.0%
Master of Urban Design (began between 2021S and 2021W)	3	\$ 12,328.55	\$ 12,575.12	\$ 246.57	2.0%
Master of Urban Design (began between 2020S and 2020W)	3	\$ 12,091.46	\$ 12,333.28	\$ 241.82	2.0%
Master of Urban Design (began 2019W or earlier)	3	\$ 11,975.20	\$ 12,214.70	\$ 239.50	2.0%
Master of Urban Forestry Leadership (began 2022S or later)	4	\$ 8,925.00	\$ 9,282.00	\$ 357.00	4.0%
Master of Urban Forestry Leadership (began 2021W or earlier)	4	\$ 8,925.00	\$ 9,103.50	\$ 178.50	2.0%
Dual Master of Business Administration and Juris Doctor (began 2022S or later)	11	\$ 18,027.13	\$ 18,748.15	\$ 721.02	4.0%
Dual Master of Business Administration and Juris Doctor (began between 2021S and 2021W)	11	\$ 18,027.13	\$ 18,387.67	\$ 360.54	2.0%
Dual Master of Business Administration and Juris Doctor (began between 2020S and 2020W)	11	\$ 17,681.08	\$ 18,034.70	\$ 353.62	2.0%
Dual Master of Business Administration and Juris Doctor (began between 2019S and 2019W)	11	\$ 17,511.08	\$ 17,861.30	\$ 350.22	2.0%
Dual Master of Business Administration and Juris Doctor (began between 2018S and 2018W)	11	\$ 17,342.70	\$ 17,689.55	\$ 346.85	2.0%
Dual Master of Business Administration and Juris Doctor (began 2017W or earlier)	11	\$ 16,992.08	\$ 17,331.92	\$ 339.84	2.0%
Dual Master of Business Administration and Juris Doctor (transfer from first year in Juris Doctor) (began 2022S or later)	8	\$ 19,930.50	\$ 20,727.66	\$ 797.16	4.0%
Dual Master of Business Administration and Juris Doctor (transfer from first year in Juris Doctor) (began between 2021S and 2021W)	8	\$ 19,930.50	\$ 20,329.12	\$ 398.62	2.0%
Dual Master of Business Administration and Juris Doctor (transfer from first year in Juris Doctor) (began between 2020S and 2020W)	8	\$ 19,548.08	\$ 19,939.07	\$ 390.99	2.0%
Dual Master of Business Administration and Juris Doctor (transfer from first year in Juris Doctor) (began between 2019S and 2019W)	8	\$ 19,360.17	\$ 19,747.40	\$ 387.23	2.0%
Dual Master of Business Administration and Juris Doctor (transfer from first year in Juris Doctor) (began 2018W or earlier)	8	\$ 19,128.65	\$ 19,511.25	\$ 382.60	2.0%
Dual Master of Architecture and Master of Landscape Architecture (began 2022S or later)	9	\$ 22,673.96	\$ 23,580.91	\$ 906.95	4.0%
Dual Master of Architecture and Master of Landscape Architecture (began between 2021S and 2021W)	9	\$ 22,673.96	\$ 23,127.43	\$ 453.47	2.0%
Dual Master of Architecture and Master of Landscape Architecture (began between 2020S and 2020W)	9	\$ 22,237.92	\$ 22,682.67	\$ 444.75	2.0%
Dual Master of Architecture and Master of Landscape Architecture (began between 2019S and 2019W)	9	\$ 22,024.10	\$ 22,464.58	\$ 440.48	2.0%
Dual Master of Architecture and Master of Landscape Architecture (began between 2018S and 2018W)	9	\$ 21,812.33	\$ 22,248.57	\$ 436.24	2.0%
Dual Master of Architecture and Master of Landscape Architecture (began 2017W or earlier)	9	\$ 16,373.83	\$ 16,701.30	\$ 327.47	2.0%
Combined Master of Public Health and Master of Science in Nursing (began 2022S or later)	6	\$ 9,193.30	\$ 9,561.03	\$ 367.73	4.0%
Combined Master of Public Health and Master of Science in Nursing (began between 2021S and 2021W)	6	\$ 9,193.30	\$ 9,377.16	\$ 183.86	2.0%
Combined Master of Public Health and Master of Science in Nursing (began between 2020S and 2020W)	6	\$ 9,016.51	\$ 9,196.84	\$ 180.33	2.0%
Combined Master of Public Health and Master of Science in Nursing (began between 2019S and 2019W)	6	\$ 8,929.82	\$ 9,108.41	\$ 178.59	2.0%
Combined Master of Public Health and Master of Science in Nursing (began 2018W or earlier)	6	\$ 8,843.96	\$ 9,020.83	\$ 176.87	2.0%
Combined Master of Public Health with Diploma in Dental Public Health (began 2022S or later)	7	\$ 18,888.06	\$ 19,643.58	\$ 755.52	4.0%
Combined Master of Public Health with Diploma in Dental Public Health (began between 2021S and 2021W)	7	\$ 18,888.06	\$ 19,265.82	\$ 377.76	2.0%
Combined Master of Public Health with Diploma in Dental Public Health (began between 2020S and 2020W)	7	\$ 18,524.83	\$ 18,895.32	\$ 370.49	2.0%
Combined Master of Public Health with Diploma in Dental Public Health (began between 2019S and 2019W)	7	\$ 18,346.70	\$ 18,713.63	\$ 366.93	2.0%
Combined Master of Public Health with Diploma in Dental Public Health (began 2018W or earlier)	7	\$ 18,170.30	\$ 18,533.70	\$ 363.40	2.0%
Combined Master of Science in Craniofacial Science and Diploma in Periodontics (began 2022S or later)	9	\$ 16,147.60	\$ 16,793.50	\$ 645.90	4.0%
Combined Master of Science in Craniofacial Science and Diploma in Periodontics (began between 2021S and 2021W)	9	\$ 16,147.60	\$ 16,470.55	\$ 322.95	2.0%
Combined Master of Science in Craniofacial Science and Diploma in Periodontics (began between 2020S and 2020W)	9	\$ 15,837.07	\$ 16,153.81	\$ 316.74	2.0%
Combined Master of Science in Craniofacial Science and Diploma in Periodontics (began between 2019S and 2019W)	9	\$ 15,684.79	\$ 15,998.48	\$ 313.69	2.0%
Combined Master of Science in Craniofacial Science and Diploma in Periodontics (began 2018W or earlier)	9	\$ 15,533.97	\$ 15,844.64	\$ 310.67	2.0%
Combined Master of Science in Craniofacial Science and Diploma in Endodontics (began 2022S or later)	9	\$ 16,147.60	\$ 16,793.50	\$ 645.90	4.0%
Combined Master of Science in Craniofacial Science and Diploma in Endodontics (began between 2021S and 2021W)	9	\$ 16,147.60	\$ 16,470.55	\$ 322.95	2.0%
Combined Master of Science in Craniofacial Science and Diploma in Endodontics (began between 2020S and 2020W)	9	\$ 15,837.07	\$ 16,153.81	\$ 316.74	2.0%
Combined Master of Science in Craniofacial Science and Diploma in Endodontics (began between 2019S and 2019W)	9	\$ 15,684.79	\$ 15,998.48	\$ 313.69	2.0%
Combined Master of Science in Craniofacial Science and Diploma in Endodontics (began 2018W or earlier)	9	\$ 15,533.97	\$ 15,844.64	\$ 310.67	2.0%
Combined Master of Science in Craniofacial Science and Diploma in Orthodontics (began 2022S or later)	9	\$ 16,147.60	\$ 16,793.50	\$ 645.90	4.0%
Combined Master of Science in Craniofacial Science and Diploma in Orthodontics (began between 2021S and 2021W)	9	\$ 16,147.60	\$ 16,470.55	\$ 322.95	2.0%
Combined Master of Science in Craniofacial Science and Diploma in Orthodontics (began between 2020S and 2020W)	9	\$ 15,837.07	\$ 16,153.81	\$ 316.74	2.0%
Combined Master of Science in Craniofacial Science and Diploma in Orthodontics (began between 2019S and 2019W)	9	\$ 15,684.79	\$ 15,998.48	\$ 313.69	2.0%
Combined Master of Science in Craniofacial Science and Diploma in Orthodontics (began 2018W or earlier)	9	\$ 15,533.97	\$ 15,844.64	\$ 310.67	2.0%
** Increase applies to new incoming students only.					

SCHEDULE A
UBC VANCOUVER, Effective May 1, 2022
PROPOSED TUITION FEES FOR 2022-23

INTERNATIONAL GRADUATE PER INSTALMENT	Minimum Number of Instalments	Per Instalment Fee 2021-22	Per Instalment Fee 2022-23	\$ Increase per Instalment 2022-23	Percent Increase 2022-23
<i>No international standard graduate fee will be less than its associated domestic fee.</i>					
Graduate Programs with Specialized Rates					
Combined Master of Science in Craniofacial Science and Diploma in Pediatric Dentistry (began 2022S or later)	9	\$ 16,147.60	\$ 16,793.50	\$ 645.90	4.0%
Combined Master of Science in Craniofacial Science and Diploma in Pediatric Dentistry (began between 2021S and 2021W)	9	\$ 16,147.60	\$ 16,470.55	\$ 322.95	2.0%
Combined Master of Science in Craniofacial Science and Diploma in Pediatric Dentistry (began between 2020S and 2020W)	9	\$ 15,837.07	\$ 16,153.81	\$ 316.74	2.0%
Combined Master of Science in Craniofacial Science and Diploma in Pediatric Dentistry (began between 2019S and 2019W)	9	\$ 15,684.79	\$ 15,998.48	\$ 313.69	2.0%
Combined Master of Science in Craniofacial Science and Diploma in Pediatric Dentistry (began 2018W or earlier)	9	\$ 15,533.97	\$ 15,844.64	\$ 310.67	2.0%
Combined Master of Science in Craniofacial Science and Diploma in Prosthodontics (began 2022S or later)	9	\$ 16,147.60	\$ 16,793.50	\$ 645.90	4.0%
Combined Master of Science in Craniofacial Science and Diploma in Prosthodontics (began between 2021S and 2021W)	9	\$ 16,147.60	\$ 16,470.55	\$ 322.95	2.0%
Combined Master of Science in Craniofacial Science and Diploma in Prosthodontics (began between 2020S and 2020W)	9	\$ 15,837.07	\$ 16,153.81	\$ 316.74	2.0%
Combined Master of Science in Craniofacial Science and Diploma in Prosthodontics (began between 2019S and 2019W)	9	\$ 15,684.79	\$ 15,998.48	\$ 313.69	2.0%
Combined Master of Science in Craniofacial Science and Diploma in Prosthodontics (began 2018W or earlier)	9	\$ 15,533.97	\$ 15,844.64	\$ 310.67	2.0%
Doctoral Degree Programs					
Doctor of Education in Educational Leadership (began 2022S or later) ***	10	\$ 6,020.60	\$ 6,261.42	\$ 240.82	4.0%
Doctor of Education in Educational Leadership (began between 2021S and 2021W) ***	10	\$ 6,020.60	\$ 6,141.01	\$ 120.41	2.0%
Doctor of Education in Educational Leadership (began between 2020S and 2020W)***	10	\$ 5,904.82	\$ 6,022.91	\$ 118.09	2.0%
Doctor of Education in Educational Leadership (began between 2019S and 2019W) ***	10	\$ 5,848.04	\$ 5,965.00	\$ 116.96	2.0%
Doctor of Education in Educational Leadership (began between 2018S and 2018W) ***	10	\$ 5,791.80	\$ 5,907.63	\$ 115.83	2.0%
Doctor of Education in Educational Leadership (began between 2017S and 2017W) ***	10	\$ 5,187.44	\$ 5,291.18	\$ 103.74	2.0%
Doctor of Education in Educational Leadership (began 2016W or earlier)***	10	\$ 4,646.15	\$ 4,739.07	\$ 92.92	2.0%
Combined Doctor of Philosophy in Craniofacial Science and Diploma in Endodontics (began 2022S or later)	9	\$ 16,147.60	\$ 16,793.50	\$ 645.90	4.0%
Combined Doctor of Philosophy in Craniofacial Science and Diploma in Endodontics (began between 2021S and 2021W)	9	\$ 16,147.60	\$ 16,470.55	\$ 322.95	2.0%
Combined Doctor of Philosophy in Craniofacial Science and Diploma in Endodontics (began between 2020S and 2020W)	9	\$ 15,837.07	\$ 16,153.81	\$ 316.74	2.0%
Combined Doctor of Philosophy in Craniofacial Science and Diploma in Endodontics (began between 2019S and 2019W)	9	\$ 15,684.79	\$ 15,998.48	\$ 313.69	2.0%
Combined Doctor of Philosophy in Craniofacial Science and Diploma in Endodontics (began 2018W or earlier)	9	\$ 15,533.97	\$ 15,844.64	\$ 310.67	2.0%
Combined Doctor of Philosophy in Craniofacial Science and Diploma in Orthodontics (began 2022S or later)	9	\$ 16,147.60	\$ 16,793.50	\$ 645.90	4.0%
Combined Doctor of Philosophy in Craniofacial Science and Diploma in Orthodontics (began between 2021S and 2021W)	9	\$ 16,147.60	\$ 16,470.55	\$ 322.95	2.0%
Combined Doctor of Philosophy in Craniofacial Science and Diploma in Orthodontics (began between 2020S and 2020W)	9	\$ 15,837.07	\$ 16,153.81	\$ 316.74	2.0%
Combined Doctor of Philosophy in Craniofacial Science and Diploma in Orthodontics (began between 2019S and 2019W)	9	\$ 15,684.79	\$ 15,998.48	\$ 313.69	2.0%
Combined Doctor of Philosophy in Craniofacial Science and Diploma in Orthodontics (began 2018W or earlier)	9	\$ 15,533.97	\$ 15,844.64	\$ 310.67	2.0%
Combined Doctor of Philosophy in Craniofacial Science and Diploma in Pediatric Dentistry (began 2022S or later)	9	\$ 16,147.60	\$ 16,793.50	\$ 645.90	4.0%
Combined Doctor of Philosophy in Craniofacial Science and Diploma in Pediatric Dentistry (began between 2021S and 2021W)	9	\$ 16,147.60	\$ 16,470.55	\$ 322.95	2.0%
Combined Doctor of Philosophy in Craniofacial Science and Diploma in Pediatric Dentistry (began between 2020S and 2020W)	9	\$ 15,837.07	\$ 16,153.81	\$ 316.74	2.0%
Combined Doctor of Philosophy in Craniofacial Science and Diploma in Pediatric Dentistry (began between 2019S and 2019W)	9	\$ 15,684.79	\$ 15,998.48	\$ 313.69	2.0%
Combined Doctor of Philosophy in Craniofacial Science and Diploma in Pediatric Dentistry (began 2018W or earlier)	9	\$ 15,533.97	\$ 15,844.64	\$ 310.67	2.0%
Combined Doctor of Philosophy in Craniofacial Science and Diploma in Periodontics Dentistry (began 2022S or later)	9	\$ 16,147.60	\$ 16,793.50	\$ 645.90	4.0%
Combined Doctor of Philosophy in Craniofacial Science and Diploma in Periodontics Dentistry (began between 2021S and 2021W)	9	\$ 16,147.60	\$ 16,470.55	\$ 322.95	2.0%
Combined Doctor of Philosophy in Craniofacial Science and Diploma in Periodontics Dentistry (began between 2020S and 2020W)	9	\$ 15,837.07	\$ 16,153.81	\$ 316.74	2.0%
Combined Doctor of Philosophy in Craniofacial Science and Diploma in Periodontics Dentistry (began between 2019S and 2019W)	9	\$ 15,684.79	\$ 15,998.48	\$ 313.69	2.0%
Combined Doctor of Philosophy in Craniofacial Science and Diploma in Periodontics Dentistry (began 2018W or earlier)	9	\$ 15,533.97	\$ 15,844.64	\$ 310.67	2.0%
*** Instalments 1 and 10 for the Doctor of Education in Educational Leadership program are assessed at half rate.					

SCHEDULE A
UBC VANCOUVER, Effective May 1, 2022
PROPOSED TUITION FEES FOR 2022-23

INTERNATIONAL GRADUATE PER INSTALMENT	Minimum Number of Instalments	Per Instalment Fee 2021-22	Per Instalment Fee 2022-23	\$ Increase per Instalment 2022-23	Percent Increase 2022-23
<i>No international standard graduate fee will be less than its associated domestic fee.</i>					
Doctoral Degree Programs					
Combined Doctor of Philosophy in Craniofacial Science and Diploma in Prosthodontics (began 2022S or later)	9	\$ 16,147.60	\$ 16,793.50	\$ 645.90	4.0%
Combined Doctor of Philosophy in Craniofacial Science and Diploma in Prosthodontics (began between 2021S and 2021W)	9	\$ 16,147.60	\$ 16,470.55	\$ 322.95	2.0%
Combined Doctor of Philosophy in Craniofacial Science and Diploma in Prosthodontics (began between 2020S and 2020W)	9	\$ 15,837.07	\$ 16,153.81	\$ 316.74	2.0%
Combined Doctor of Philosophy in Craniofacial Science and Diploma in Prosthodontics (began between 2019S and 2019W)	9	\$ 15,684.79	\$ 15,998.48	\$ 313.69	2.0%
Combined Doctor of Philosophy in Craniofacial Science and Diploma in Prosthodontics (began 2018W or earlier)	9	\$ 15,533.97	\$ 15,844.64	\$ 310.67	2.0%
Combined Master of Physical Therapy and Doctor of Philosophy in Rehabilitation Sciences (Instalments 1-7) (began 2022S or later)	15	\$ 13,638.48	\$ 14,184.01	\$ 545.53	4.0%
Combined Master of Physical Therapy and Doctor of Philosophy in Rehabilitation Sciences (Instalments 8-15) (began 2022S or later)	15	\$ 3,043.77	\$ 3,104.64	\$ 60.87	2.0%
Combined Master of Physical Therapy and Doctor of Philosophy in Rehabilitation Sciences (Instalments 1-7) (began between 2021S and 2021W)	15	\$ 13,638.48	\$ 13,911.24	\$ 272.76	2.0%
Combined Master of Physical Therapy and Doctor of Philosophy in Rehabilitation Sciences (Instalments 8-15) (began between 2021S and 2021W)	15	\$ 3,043.77	\$ 3,104.64	\$ 60.87	2.0%
Combined Master of Physical Therapy and Doctor of Philosophy in Rehabilitation Sciences (Instalments 1-7) (began between 2020S and 2020W)	15	\$ 13,376.20	\$ 13,643.72	\$ 267.52	2.0%
Combined Master of Physical Therapy and Doctor of Philosophy in Rehabilitation Sciences (Instalments 8-15) (began between 2020S and 2020W)	15	\$ 3,043.77	\$ 3,104.64	\$ 60.87	2.0%
Combined Master of Physical Therapy and Doctor of Philosophy in Rehabilitation Sciences (Instalments 1-7) (began between 2019S and 2019W)	15	\$ 13,247.58	\$ 13,512.53	\$ 264.95	2.0%
Combined Master of Physical Therapy and Doctor of Philosophy in Rehabilitation Sciences (Instalments 8-15) (began between 2019S and 2019W)	15	\$ 3,043.77	\$ 3,104.64	\$ 60.87	2.0%
Combined Master of Physical Therapy and Doctor of Philosophy in Rehabilitation Sciences (Instalments 1-7) (began 2018W or earlier)	15	\$ 13,120.19	\$ 13,382.59	\$ 262.40	2.0%
Combined Master of Physical Therapy and Doctor of Philosophy in Rehabilitation Sciences (Instalments 8-15) (began 2018W or earlier)	15	\$ 3,043.77	\$ 3,104.64	\$ 60.87	2.0%

INTERNATIONAL GRADUATE PER CREDIT	Base Per Credit 2021-22	Proposed Per Credit 2022-23	\$ Increase Per Credit 2022-23	Percent Increase 2022-23
Master of Educational Technology (began 2022S or later)	\$ 868.90	\$ 903.65	\$ 34.75	4.0%
Master of Educational Technology (began between 2021S and 2021W)	\$ 868.90	\$ 886.27	\$ 17.37	2.0%
Master of Educational Technology (began between 2020S and 2020W)	\$ 852.19	\$ 869.23	\$ 17.04	2.0%
Master of Educational Technology (began between 2019S and 2019W)	\$ 844.00	\$ 860.88	\$ 16.88	2.0%
Master of Educational Technology (began between 2018S and 2018W)	\$ 835.89	\$ 852.60	\$ 16.71	2.0%
Master of Educational Technology (began 2017W or earlier)	\$ 748.66	\$ 763.63	\$ 14.97	2.0%
Master of Fine Arts in Creative Writing (Distance Education) (began 2022S or later)	\$ 1,153.40	\$ 1,199.53	\$ 46.13	4.0%
Master of Fine Arts in Creative Writing (Distance Education) (began between 2021S and 2021W)	\$ 1,153.40	\$ 1,176.46	\$ 23.06	2.0%
Master of Fine Arts in Creative Writing (Distance Education) (began between 2020S and 2020W)	\$ 1,131.22	\$ 1,153.84	\$ 22.62	2.0%
Master of Fine Arts in Creative Writing (Distance Education) (began between 2019S and 2019W)	\$ 1,120.34	\$ 1,142.74	\$ 22.40	2.0%
Master of Fine Arts in Creative Writing (Distance Education) (began 2018W or earlier)	\$ 1,109.57	\$ 1,131.76	\$ 22.19	2.0%
Master of Laws in Common Law (began 2022S or later)	\$ 1,199.45	\$ 1,247.42	\$ 47.97	4.0%
Master of Laws in Common Law (began between 2021S and 2021W)	\$ 1,199.45	\$ 1,223.43	\$ 23.98	2.0%
Master of Laws in Common Law (began between 2020S and 2020W)	\$ 1,176.38	\$ 1,199.90	\$ 23.52	2.0%
Master of Laws in Common Law (began 2019W or earlier)	\$ 1,165.07	\$ 1,188.37	\$ 23.30	2.0%
Master of Laws in Taxation (began 2022S or later)	\$ 1,363.27	\$ 1,417.80	\$ 54.53	4.0%
Master of Laws in Taxation (began between 2021S and 2021W)	\$ 1,363.27	\$ 1,390.53	\$ 27.26	2.0%
Master of Laws in Taxation (began between 2020S and 2020W)	\$ 1,337.05	\$ 1,363.79	\$ 26.74	2.0%
Master of Laws in Taxation (began 2019W or earlier)	\$ 1,324.20	\$ 1,350.68	\$ 26.48	2.0%
Master of Rehabilitation Science (Online) (began 2022S or later)	\$ 484.44	\$ 503.81	\$ 19.37	4.0%
Master of Rehabilitation Science (Online) (began between 2021S and 2021W)	\$ 484.44	\$ 494.12	\$ 9.68	2.0%
Master of Rehabilitation Science (Online) (began between 2020S and 2020W)	\$ 475.12	\$ 484.62	\$ 9.50	2.0%
Master of Rehabilitation Science (Online) (began between 2019S and 2019W)	\$ 470.55	\$ 479.96	\$ 9.41	2.0%
Master of Rehabilitation Science (Online) (began 2018W or earlier)	\$ 466.03	\$ 475.35	\$ 9.32	2.0%
Other				
Unclassified (Graduate-level Master of Laws in Common Law courses)	\$ 1,199.45	\$ 1,247.42	\$ 47.97	4.0%

INTERNATIONAL GRADUATE PROGRAM FEES	Program Fee 2021-22	Proposed Program Fee 2022-23	\$ Increase in Program Fee 2022-23	Percent Increase 2022-23
International Masters of Business Administration*	\$ 86,592.08	\$ 90,055.76	\$ 3,463.68	4.0%
Master of Management (Bachelor Dual Degree Option)	\$ 48,668.94	\$ 50,615.67	\$ 1,946.73	4.0%
<i>* Increase applies to new incoming students only.</i>				

SCHEDULE A
UBC OKANAGAN, Effective May 1, 2022
PROPOSED TUITION FEES FOR 2022-23

UNDERGRADUATE AND POST-BACCALAUREATE	Normal Load Credits	Base Per Credit 2021-22	Typical Fee For Normal Load 2021-22	Proposed Per Credit 2022-23	Typical Fee For Normal Load 2022-23	\$ Increase Per Credit 2022-23	\$ Increase For Normal Load 2022-23	Percent Increase 2022-23
DOMESTIC								
Undergraduate (except as below)	30	\$ 187.23	\$ 5,616.90	\$ 190.97	\$ 5,729.10	\$ 3.74	\$ 112.20	2.0%
Engineering (years 2 to 5)	37	\$ 199.86	\$ 7,394.82	\$ 203.85	\$ 7,542.45	\$ 3.99	\$ 147.63	2.0%
Media Studies	30	\$ 249.17	\$ 7,475.10	\$ 254.15	\$ 7,624.50	\$ 4.98	\$ 149.40	2.0%
Post-baccalaureate Programs								
Education - Elementary (2-year program)	67	\$ 208.49	\$ 13,968.83	\$ 212.65	\$ 14,247.55	\$ 4.16	\$ 278.72	2.0%
Education - Secondary (12-month program)	60	\$ 208.49	\$ 12,509.40	\$ 212.65	\$ 12,759.00	\$ 4.16	\$ 249.60	2.0%
Diploma and Certificate Programs								
Diploma and Certificates in Education		\$ 208.49		\$ 212.65		\$ 4.16		2.0%
Other								
Unclassified, Qualifying, Visiting, Access Studies, Auditors (per credit fee)		\$ 187.23		\$ 190.97		\$ 3.74		2.0%
INTERNATIONAL								
Undergraduate (began 2022S or later)	30	\$ 1,413.19	\$ 42,395.70	\$ 1,469.71	\$ 44,091.30	\$ 56.52	\$ 1,695.60	4.0%
Undergraduate (began between 2021S and 2021W)	30	\$ 1,413.19	\$ 42,395.70	\$ 1,441.45	\$ 43,243.50	\$ 28.26	\$ 847.80	2.0%
Undergraduate (began between 2020S and 2020W)	30	\$ 1,386.01	\$ 41,580.30	\$ 1,413.73	\$ 42,411.90	\$ 27.72	\$ 831.60	2.0%
Undergraduate (began between 2019S and 2019W)	30	\$ 1,372.68	\$ 41,180.40	\$ 1,400.13	\$ 42,003.90	\$ 27.45	\$ 823.50	2.0%
Undergraduate (began between 2018S and 2018W)	30	\$ 1,359.48	\$ 40,784.40	\$ 1,386.66	\$ 41,599.80	\$ 27.18	\$ 815.40	2.0%
Undergraduate (began between 2017S and 2017W)	30	\$ 1,297.09	\$ 38,912.70	\$ 1,323.03	\$ 39,690.90	\$ 25.94	\$ 778.20	2.0%
Undergraduate (began 2016W or earlier)*	30	\$ 1,161.74	\$ 34,852.20	\$ 1,279.64	\$ 38,389.20	\$ 117.90	\$ 3,537.00	10.1%
APPLIED SCIENCE								
Applied Science (began 2022S or later)	30	\$ 1,428.98	\$ 42,869.40	\$ 1,486.13	\$ 44,583.90	\$ 57.15	\$ 1,714.50	4.0%
Applied Science (began between 2021S and 2021W)	30	\$ 1,428.98	\$ 42,869.40	\$ 1,457.55	\$ 43,726.50	\$ 28.57	\$ 857.10	2.0%
Applied Science (began between 2020S and 2020W)	30	\$ 1,401.50	\$ 42,045.00	\$ 1,429.53	\$ 42,885.90	\$ 28.03	\$ 840.90	2.0%
Applied Science (began between 2019S and 2019W)	30	\$ 1,388.02	\$ 41,640.60	\$ 1,415.78	\$ 42,473.40	\$ 27.76	\$ 832.80	2.0%
Applied Science (began between 2018S and 2018W)	30	\$ 1,374.68	\$ 41,240.40	\$ 1,402.17	\$ 42,065.10	\$ 27.49	\$ 824.70	2.0%
Applied Science (began between 2017S and 2017W)	30	\$ 1,297.09	\$ 38,912.70	\$ 1,323.03	\$ 39,690.90	\$ 25.94	\$ 778.20	2.0%
Applied Science (began 2016W or earlier)*	30	\$ 1,161.74	\$ 34,852.20	\$ 1,279.64	\$ 38,389.20	\$ 117.90	\$ 3,537.00	10.1%
ARTS								
Arts, and Fine Arts (began 2022S or later)	30	\$ 1,371.88	\$ 41,156.40	\$ 1,426.75	\$ 42,802.50	\$ 54.87	\$ 1,646.10	4.0%
Arts, and Fine Arts (began between 2021S and 2021W)	30	\$ 1,371.88	\$ 41,156.40	\$ 1,399.31	\$ 41,979.30	\$ 27.43	\$ 822.90	2.0%
Arts, and Fine Arts (began between 2020S and 2020W)	30	\$ 1,345.50	\$ 40,365.00	\$ 1,372.41	\$ 41,172.30	\$ 26.91	\$ 807.30	2.0%
Arts, and Fine Arts (began between 2019S and 2019W)	30	\$ 1,332.56	\$ 39,976.80	\$ 1,359.21	\$ 40,776.30	\$ 26.65	\$ 799.50	2.0%
Arts, and Fine Arts (began between 2018S and 2018W)	30	\$ 1,319.74	\$ 39,592.20	\$ 1,346.13	\$ 40,383.90	\$ 26.39	\$ 791.70	2.0%
Arts, and Fine Arts (began between 2017S and 2017W)	30	\$ 1,294.65	\$ 38,839.50	\$ 1,320.54	\$ 39,616.20	\$ 25.89	\$ 776.70	2.0%
Arts, and Fine Arts (began 2016W or earlier)*	30	\$ 1,161.74	\$ 34,852.20	\$ 1,279.64	\$ 38,389.20	\$ 117.90	\$ 3,537.00	10.1%
Media Studies (began 2022S or later)	30	\$ 1,371.88	\$ 41,156.40	\$ 1,426.75	\$ 42,802.50	\$ 54.87	\$ 1,646.10	4.0%
Media Studies (began between 2021S and 2021W)	30	\$ 1,371.88	\$ 41,156.40	\$ 1,399.31	\$ 41,979.30	\$ 27.43	\$ 822.90	2.0%
Media Studies (began between 2020S and 2020W)	30	\$ 1,345.50	\$ 40,365.00	\$ 1,372.41	\$ 41,172.30	\$ 26.91	\$ 807.30	2.0%
Media Studies (began between 2019S and 2019W)	30	\$ 1,332.56	\$ 39,976.80	\$ 1,359.21	\$ 40,776.30	\$ 26.65	\$ 799.50	2.0%
Media Studies (began between 2018S and 2018W)	30	\$ 1,319.74	\$ 39,592.20	\$ 1,346.13	\$ 40,383.90	\$ 26.39	\$ 791.70	2.0%
Media Studies (began 2017W or earlier)	30	\$ 1,269.27	\$ 38,078.10	\$ 1,294.65	\$ 38,839.50	\$ 25.38	\$ 761.40	2.0%
Nsyilxcn Language Fluency (began 2022S or later)	30	\$ 1,371.88	\$ 41,156.40	\$ 1,426.75	\$ 42,802.50	\$ 54.87	\$ 1,646.10	4.0%
Nsyilxcn Language Fluency (began between 2021S and 2021W)	30	\$ 1,371.88	\$ 41,156.40	\$ 1,399.31	\$ 41,979.30	\$ 27.43	\$ 822.90	2.0%
Nsyilxcn Language Fluency (began 2020W or earlier)	30	\$ 1,345.50	\$ 40,365.00	\$ 1,372.41	\$ 41,172.30	\$ 26.91	\$ 807.30	2.0%
EDUCATION								
Education (began 2022S or later)	30	\$ 917.84	\$ 27,535.20	\$ 954.55	\$ 28,636.50	\$ 36.71	\$ 1,101.30	4.0%
Education (began between 2021S and 2021W)	30	\$ 917.84	\$ 27,535.20	\$ 936.19	\$ 28,085.70	\$ 18.35	\$ 550.50	2.0%
Education (began between 2020S and 2020W)	30	\$ 900.19	\$ 27,005.70	\$ 918.19	\$ 27,545.70	\$ 18.00	\$ 540.00	2.0%
Education (began between 2019S and 2019W)	30	\$ 891.53	\$ 26,745.90	\$ 909.36	\$ 27,280.80	\$ 17.83	\$ 534.90	2.0%
Education (began 2018W or earlier)	30	\$ 882.96	\$ 26,488.80	\$ 900.61	\$ 27,018.30	\$ 17.65	\$ 529.50	2.0%
MANAGEMENT								
Management (began 2022S or later)	30	\$ 1,378.71	\$ 41,361.30	\$ 1,433.85	\$ 43,015.50	\$ 55.14	\$ 1,654.20	4.0%
Management (began between 2021S and 2021W)	30	\$ 1,378.71	\$ 41,361.30	\$ 1,406.28	\$ 42,188.40	\$ 27.57	\$ 827.10	2.0%
Management (began between 2020S and 2020W)	30	\$ 1,352.20	\$ 40,566.00	\$ 1,379.24	\$ 41,377.20	\$ 27.04	\$ 811.20	2.0%
Management (began between 2019S and 2019W)	30	\$ 1,339.20	\$ 40,176.00	\$ 1,365.98	\$ 40,979.40	\$ 26.78	\$ 803.40	2.0%
Management (began between 2018S and 2018W)	30	\$ 1,326.33	\$ 39,789.90	\$ 1,352.85	\$ 40,585.50	\$ 26.52	\$ 795.60	2.0%
Management (began between 2017S and 2017W)	30	\$ 1,297.09	\$ 38,912.70	\$ 1,323.03	\$ 39,690.90	\$ 25.94	\$ 778.20	2.0%
Management (began 2016W or earlier)*	30	\$ 1,161.74	\$ 34,852.20	\$ 1,279.64	\$ 38,389.20	\$ 117.90	\$ 3,537.00	10.1%
NURSING								
Nursing (began 2022S or later)	30	\$ 1,374.48	\$ 41,234.40	\$ 1,429.45	\$ 42,883.50	\$ 54.97	\$ 1,649.10	4.0%
Nursing (began between 2021S and 2021W)	30	\$ 1,374.48	\$ 41,234.40	\$ 1,401.96	\$ 42,058.80	\$ 27.48	\$ 824.40	2.0%
Nursing (began 2020W or earlier)	30	\$ 1,348.05	\$ 40,441.50	\$ 1,375.01	\$ 41,250.30	\$ 26.96	\$ 808.80	2.0%
Other								
Unclassified, Qualifying, Visiting, Access Studies, Auditors (per credit)		\$ 1,428.98		\$ 1,486.13		\$ 57.15		4.0%

* International undergraduate students in their seventh and subsequent years of study are assessed tuition legacy rates, as approved by the Board in February 2020.

SCHEDULE A
UBC OKANAGAN, Effective May 1, 2022
PROPOSED TUITION FEES FOR 2022-23

DOMESTIC GRADUATE PER INSTALMENT	Minimum Number of Instalments	Per Instalment Fee 2021-22	Per Instalment Fee 2022-23	\$ Increase per Instalment 2022-23	Percent Increase 2022-23
Graduate Programs with Standard Rates					
All Domestic Master's Programs Full Time (except below)	3	\$ 1,732.53	\$ 1,767.18	\$ 34.65	2.0%
All Domestic Doctoral Programs Full Time (except below)	6	\$ 1,732.53	\$ 1,767.18	\$ 34.65	2.0%
All Domestic Master's Programs Part Time (except below)	9	\$ 990.18	\$ 1,009.98	\$ 19.80	2.0%
All Domestic Graduate Continuing fee	N/A	\$ 791.53	\$ 807.36	\$ 15.83	2.0%
All Domestic Graduate Extension fee	N/A	\$ 1,111.72	\$ 1,133.95	\$ 22.23	2.0%
Graduate Programs with Specialized Rates					
Master of Arts in Faculty of Education (Full Time)	3	\$ 2,476.94	\$ 2,526.47	\$ 49.53	2.0%
Master of Arts in Faculty of Education (Part Time)	9	\$ 1,489.00	\$ 1,518.78	\$ 29.78	2.0%
Master of Data Science*	3	\$ 11,040.80	\$ 11,261.61	\$ 220.81	2.0%
Master of Design	4	N/A	\$ 7,000.00	N/A	N/A
Master of Education (Full Time)	3	\$ 2,476.94	\$ 2,526.47	\$ 49.53	2.0%
Master of Education (Part Time)	9	\$ 1,489.00	\$ 1,518.78	\$ 29.78	2.0%
Master of Engineering (Full Time)	3	\$ 2,105.84	\$ 2,147.95	\$ 42.11	2.0%
Master of Engineering (Part Time)	9	\$ 1,240.98	\$ 1,265.79	\$ 24.81	2.0%
Master of Engineering Leadership*	3	\$ 10,135.45	\$ 10,338.15	\$ 202.70	2.0%
Master of Management*	7	\$ 4,314.56	\$ 4,400.85	\$ 86.29	2.0%
<i>* Increase applies to new incoming students only.</i>					
DOMESTIC GRADUATE PER CREDIT		Base Per Credit 2021-22	Proposed Per Credit 2022-23	\$ Increase Per Credit 2022-23	Percent Increase 2022-23
Other					
Unclassified, Qualifying, Visiting, Access Studies, Auditors (Graduate-level courses)		\$ 441.07	\$ 449.89	\$ 8.82	2.0%
DOMESTIC GRADUATE PROGRAM FEES		Program Fee 2021-22	Proposed Program Fee 2022-23	\$ Increase in Program Fee 2022-23	Percent Increase 2022-23
Master of Management (Bachelor Dual Degree Option)		N/A	\$ 30,805.95	N/A	N/A

SCHEDULE A
UBC OKANAGAN, Effective May 1, 2022
PROPOSED TUITION FEES FOR 2022-23

INTERNATIONAL GRADUATE PER INSTALMENT	Minimum Number of Instalments	Per Instalment Fee 2021-22	Per Instalment Fee 2022-23	\$ Increase per Instalment 2022-23	Percent Increase 2022-23
<i>Note: No international standard graduate fee will be less than its associated domestic fee.</i>					
Graduate Programs with Standard Rates					
All International Master's Students Full Time (except below; until degree completion)**	3	\$ 3,043.77	\$ 3,104.64	\$ 60.87	2.0%
All International Doctoral Students Full Time (except below; until degree completion)**	6	\$ 3,043.77	\$ 3,104.64	\$ 60.87	2.0%
All International Master's Programs Part Time	9	\$ 1,750.16	\$ 1,785.16	\$ 35.00	2.0%
Graduate Programs with Specialized Rates					
Master of Arts in Faculty of Education (Full Time) (began 2022S or later)	3	\$ 3,226.35	\$ 3,355.40	\$ 129.05	4.0%
Master of Arts in Faculty of Education (Full Time) (began between 2021S and 2021W)	3	\$ 3,226.35	\$ 3,290.87	\$ 64.52	2.0%
Master of Arts in Faculty of Education (Full Time) (began between 2020S and 2020W)	3	\$ 3,164.30	\$ 3,227.58	\$ 63.28	2.0%
Master of Arts in Faculty of Education (Full Time) (began 2019W or earlier)	3	\$ 3,133.87	\$ 3,196.54	\$ 62.67	2.0%
Master of Arts in Faculty of Education (Part Time) (began 2022S or later)	9	\$ 1,818.77	\$ 1,891.52	\$ 72.75	4.0%
Master of Arts in Faculty of Education (Part Time) (began between 2021S and 2021W)	9	\$ 1,818.77	\$ 1,855.14	\$ 36.37	2.0%
Master of Arts in Faculty of Education (Part Time) (began between 2020S and 2020W)	9	\$ 1,783.79	\$ 1,819.46	\$ 35.67	2.0%
Master of Arts in Faculty of Education (Part Time) (began between 2019S and 2019W)	9	\$ 1,766.64	\$ 1,801.97	\$ 35.33	2.0%
Master of Arts in Faculty of Education (Part Time) (began 2018W or earlier)	9	\$ 1,749.66	\$ 1,784.65	\$ 34.99	2.0%
Master of Data Science*	3	\$ 15,911.56	\$ 16,548.02	\$ 636.46	4.0%
Master of Design	4	N/A	\$ 11,250.00	N/A	N/A
Master of Education (Full Time) (began 2022S or later)	3	\$ 4,716.34	\$ 4,904.99	\$ 188.65	4.0%
Master of Education (Full Time) (began between 2021S and 2021W)	3	\$ 4,716.34	\$ 4,810.66	\$ 94.32	2.0%
Master of Education (Full Time) (began between 2020S and 2020W)	3	\$ 4,625.64	\$ 4,718.15	\$ 92.51	2.0%
Master of Education (Full Time) ((began 2019W or earlier)	3	\$ 4,581.16	\$ 4,672.78	\$ 91.62	2.0%
Master of Education (Part Time) (began 2022S or later)	9	\$ 1,818.77	\$ 1,891.52	\$ 72.75	4.0%
Master of Education (Part Time) (began between 2021S and 2021W)	9	\$ 1,818.77	\$ 1,855.14	\$ 36.37	2.0%
Master of Education (Part Time) (began between 2020S and 2020W)	9	\$ 1,783.79	\$ 1,819.46	\$ 35.67	2.0%
Master of Education (Part Time) (began between 2019S and 2019W)	9	\$ 1,766.64	\$ 1,801.97	\$ 35.33	2.0%
Master of Education (Part Time) (began 2018W or earlier)	9	\$ 1,749.66	\$ 1,784.65	\$ 34.99	2.0%
Master of Engineering (Full Time) (began 2022S or later)	3	\$ 7,299.65	\$ 7,591.63	\$ 291.98	4.0%
Master of Engineering (Full Time) (began between 2021S and 2021W)	3	\$ 7,299.65	\$ 7,445.64	\$ 145.99	2.0%
Master of Engineering (Full Time) (began between 2020S and 2020W)	3	\$ 7,159.27	\$ 7,302.45	\$ 143.18	2.0%
Master of Engineering (Full Time) (began 2019W or earlier)	3	\$ 7,090.43	\$ 7,232.23	\$ 141.80	2.0%
Master of Engineering Leadership*	3	\$ 18,847.25	\$ 19,601.14	\$ 753.89	4.0%
Master of Management*	7	\$ 6,684.68	\$ 6,952.06	\$ 267.38	4.0%
Master of Social Work (began 2022S or later)	3	\$ 9,014.46	\$ 9,375.03	\$ 360.57	4.0%
Master of Social Work (began between 2021S and 2021W)	3	\$ 9,014.46	\$ 9,194.74	\$ 180.28	2.0%
Master of Social Work (began between 2020S and 2020W)	3	\$ 8,841.10	\$ 9,017.92	\$ 176.82	2.0%
Master of Social Work (began 2019W or earlier)	3	\$ 8,756.09	\$ 8,931.21	\$ 175.12	2.0%
<i>* Increase applies to new incoming students only.</i>					
<i>** International Graduate Students in Programs with Standard Rates receive an International Tuition Award.</i>					

INTERNATIONAL GRADUATE PROGRAM FEES	Program Fee 2021-22	Proposed Program Fee 2022-23	\$ Increase in Program Fee 2022-23	Percent Increase 2022-23
Master of Management (Bachelor Dual Degree Option)	N/A	\$ 48,664.42	N/A	N/A

2022-2023 General Increase Tuition Consultation Final Report

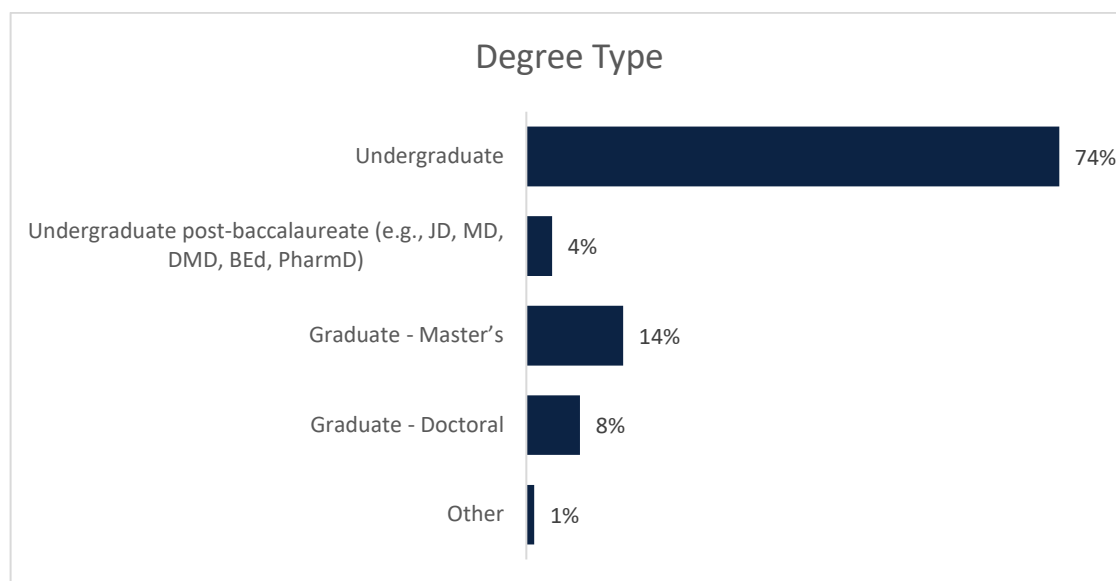
Contents

Summary of respondents	2
Survey Questions	4
Q.1 What is/are your primary funding sources for tuition and living costs?	4
Q.2 To what extent have you experienced financial stress due to any of the following reasons?	5
Q.3 Please rank the following areas that you feel deserves the most attention (a rank of 1 indicates your highest priority, 7 your lowest priority).	7
Q.4 Please rate your level of agreement with the proposed tuition increase, based on the rationale provided. 9	
Q.4a Please tell us why you don't support the proposed tuition increase. Select all that apply or write in additional reasons in the space provided.	10
Q.4b Please tell us why you support the proposed tuition increase. Select all that apply or write in additional reasons in the space provided.....	12
Q.4c Please tell us why you are unsure about the proposed tuition increase.....	13
Appendix 1: Summary of respondents from 2021/2022, 2020/2021, 2019/20, and 2018/19	15
Appendix 2: Verbatim Individual Student Comments	17

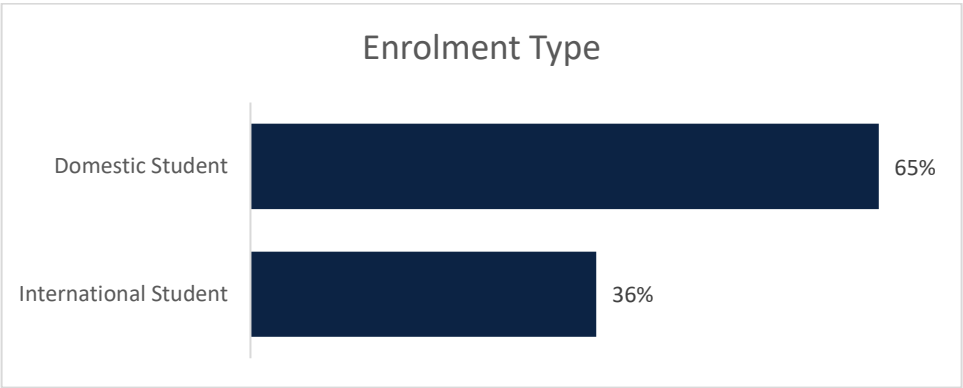
In total, 4,798 student submissions were received regarding the tuition proposal. Of these submissions, 131 were duplicates – leaving 4,667 valid individual responses. This report is based on the individual responses only. The consultation consisted of seven multiple-choice questions (4 main questions and 3 follow-up questions). A summary of results is provided below.

Summary of respondents

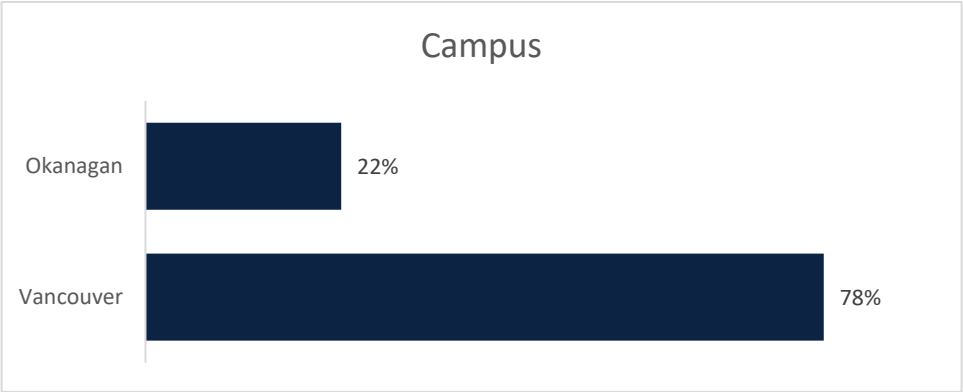
Respondents were asked for their degree type, if they are domestic or international students, and whether they attend the Vancouver or Okanagan campus.



Undergraduate	3397	74%
Undergraduate post-baccalaureate (e.g., JD, MD, DMD, Bed, PharmD)	163	4%
Graduate – Master's	614	14%
Graduate – Doctoral	341	8%
Other	50	1%
Total	4565	100%



Domestic	2940	65%
International	1615	36%
Total	4555	100%

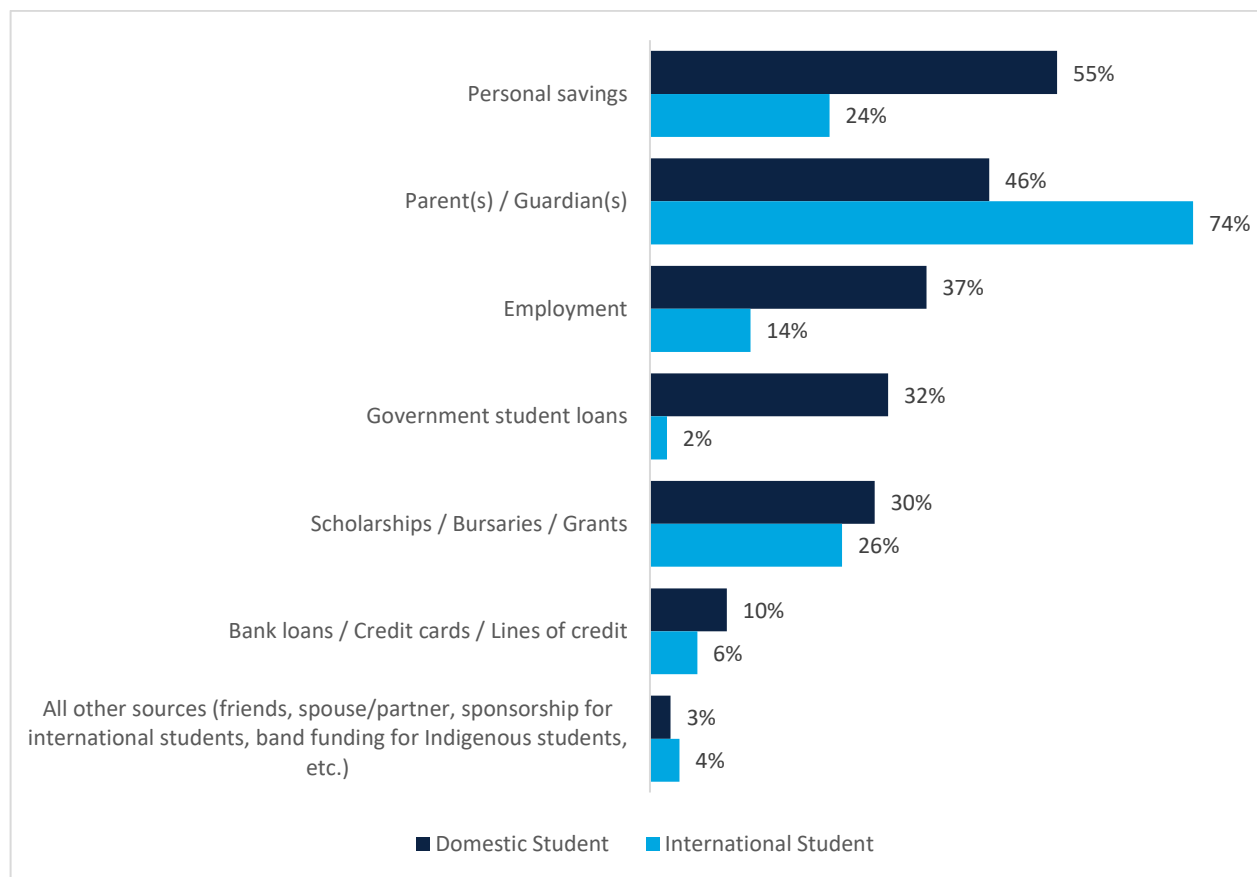


Okanagan	1018	22%
Vancouver	3534	78%
Total	4552	100%

Survey Questions

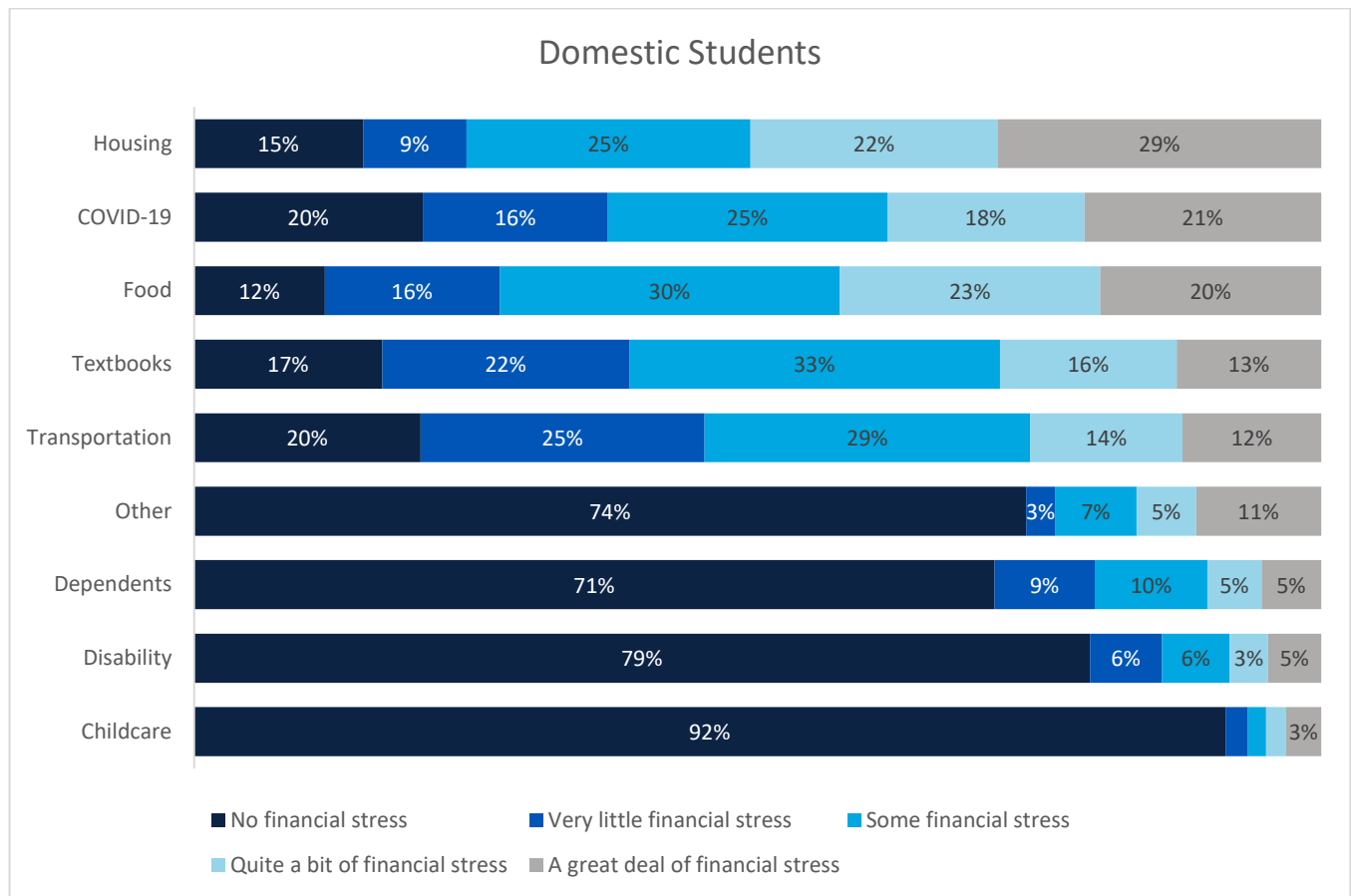
Q.1 What is/are your primary funding sources for tuition and living costs?

Respondents could select more than one choice



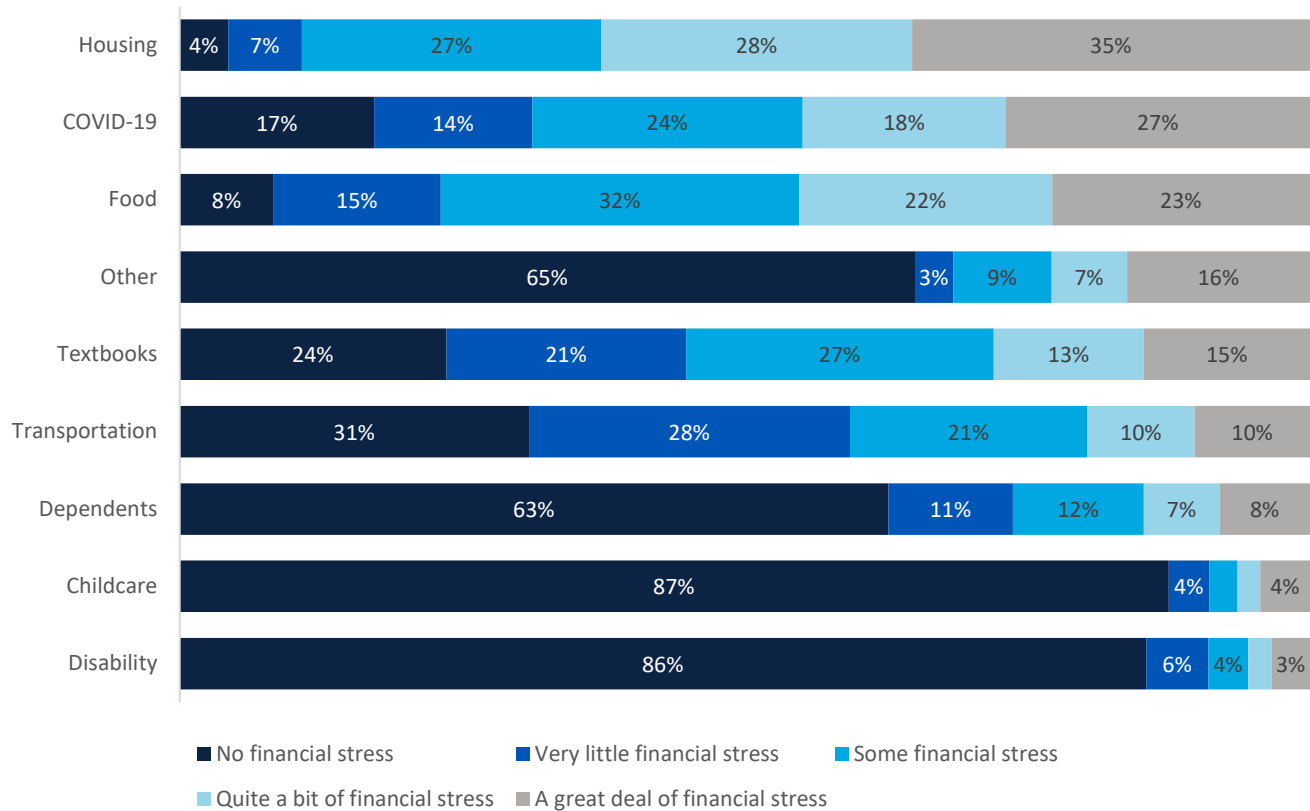
	Domestic Student		International Student	
Personal savings	1605	55%	385	24%
Parent(s) / Guardian(s)	1338	46%	1167	74%
Employment	1090	37%	216	14%
Government student loans	937	32%	36	2%
Scholarships / Bursaries / Grants	886	30%	413	26%
Bank loans / Credit cards / Lines of credit	302	10%	102	6%
All other sources (friends, spouse/partner, sponsorship for international students, band funding for Indigenous students, etc.)	81	3%	64	4%
Total	2913		1587	

Q.2 To what extent have you experienced financial stress due to any of the following reasons?



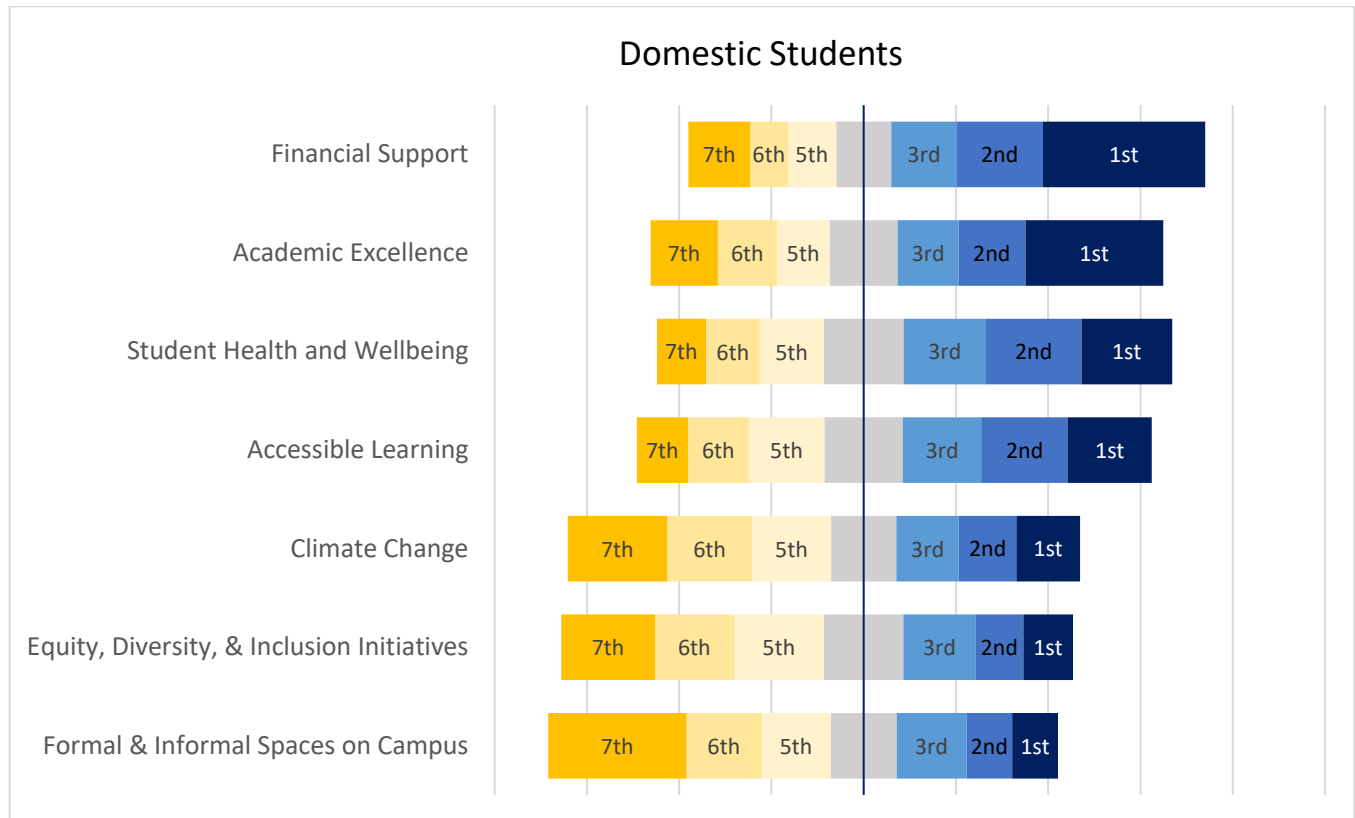
Domestic students	No financial stress		Very little financial stress		Some financial stress		Quite a bit of financial stress		A great deal of financial stress		Total
Housing	434	15%	268	9%	731	25%	637	22%	832	29%	2902
COVID-19	582	20%	468	16%	710	25%	501	18%	600	21%	2861
Food	334	12%	447	16%	873	30%	669	23%	568	20%	2891
Textbooks	483	17%	635	22%	953	33%	455	16%	370	13%	2896
Transportation	580	20%	725	25%	834	29%	388	14%	355	12%	2882
Other	1727	74%	60	3%	168	7%	123	5%	259	11%	2337
Dependents	1999	71%	249	9%	280	10%	134	5%	149	5%	2811
Disability	2242	79%	182	6%	170	6%	97	3%	132	5%	2823
Childcare	2563	92%	55	2%	44	2%	51	2%	86	3%	2799

International Students



International students	No financial stress		Very little financial stress		Some financial stress		Quite a bit of financial stress		A great deal of financial stress		Total
Housing	69	4%	104	7%	422	27%	439	28%	561	35%	1595
COVID-19	269	17%	219	14%	374	24%	281	18%	420	27%	1563
Food	131	8%	235	15%	502	32%	356	22%	362	23%	1586
Other	850	65%	44	3%	113	9%	88	7%	211	16%	1306
Textbooks	370	24%	332	21%	426	27%	208	13%	230	15%	1566
Transportation	480	31%	442	28%	327	21%	148	10%	158	10%	1555
Dependents	958	63%	168	11%	178	12%	102	7%	122	8%	1528
Childcare	1309	87%	54	4%	38	3%	30	2%	66	4%	1497
Disability	1285	86%	82	6%	53	4%	31	2%	51	3%	1502

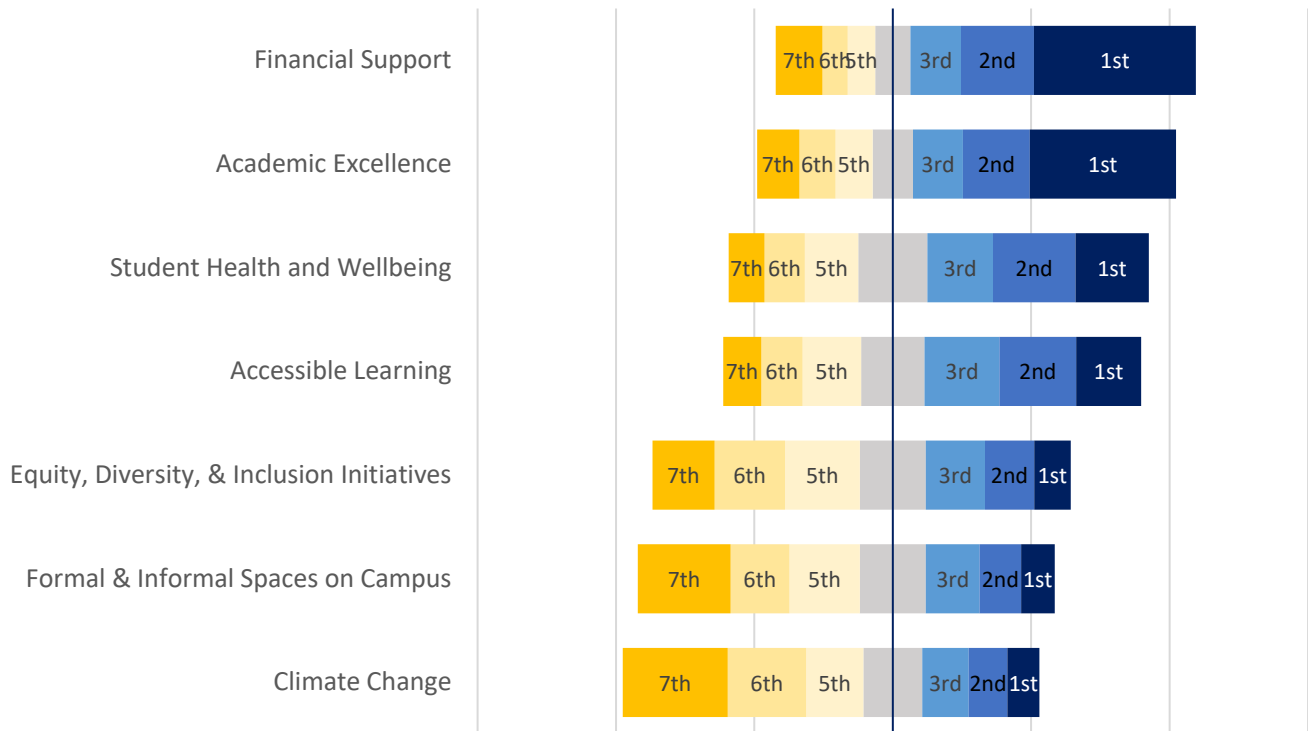
Q.3 Please rank the following areas that you feel deserves the most attention (a rank of 1 indicates your highest priority, 7 your lowest priority).



Ranked Priority	1 st	2 nd	3 rd	4 th	5 th	6 th	7 th	Total
Financial Support	31%	17%	13%	11%	9%	7%	12%	2800
Academic Excellence	27%	13%	12%	13%	10%	12%	13%	2778
Student Health and Wellbeing	18%	19%	16%	16%	12%	10%	10%	2792
Accessible Learning	16%	17%	15%	15%	15%	12%	10%	2790
Climate Change	12%	11%	12%	13%	15%	17%	19%	2776
Equity, Diversity, & Inclusion Initiatives	10%	9%	14%	16%	18%	15%	18%	2772
Formal & Informal Spaces on Campus	9%	9%	14%	13%	14%	15%	27%	2762

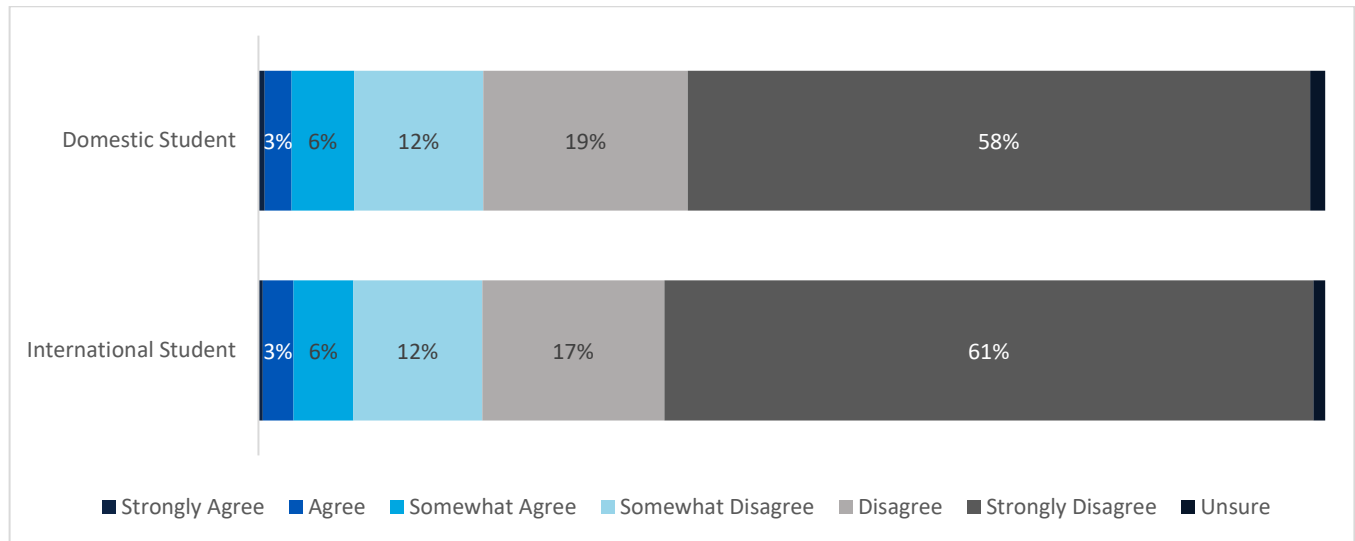
Note: Percentages are out of the total number of rankings provided for that item. Many respondents only ranked their most/least important item(s), or a subset of items.

International Students



Note: Percentages are out of the total number of rankings provided for that item. Many respondents only ranked their most/least important item(s), or a subset of items.

Q.4 Please rate your level of agreement with the proposed tuition increase, based on the rationale provided.

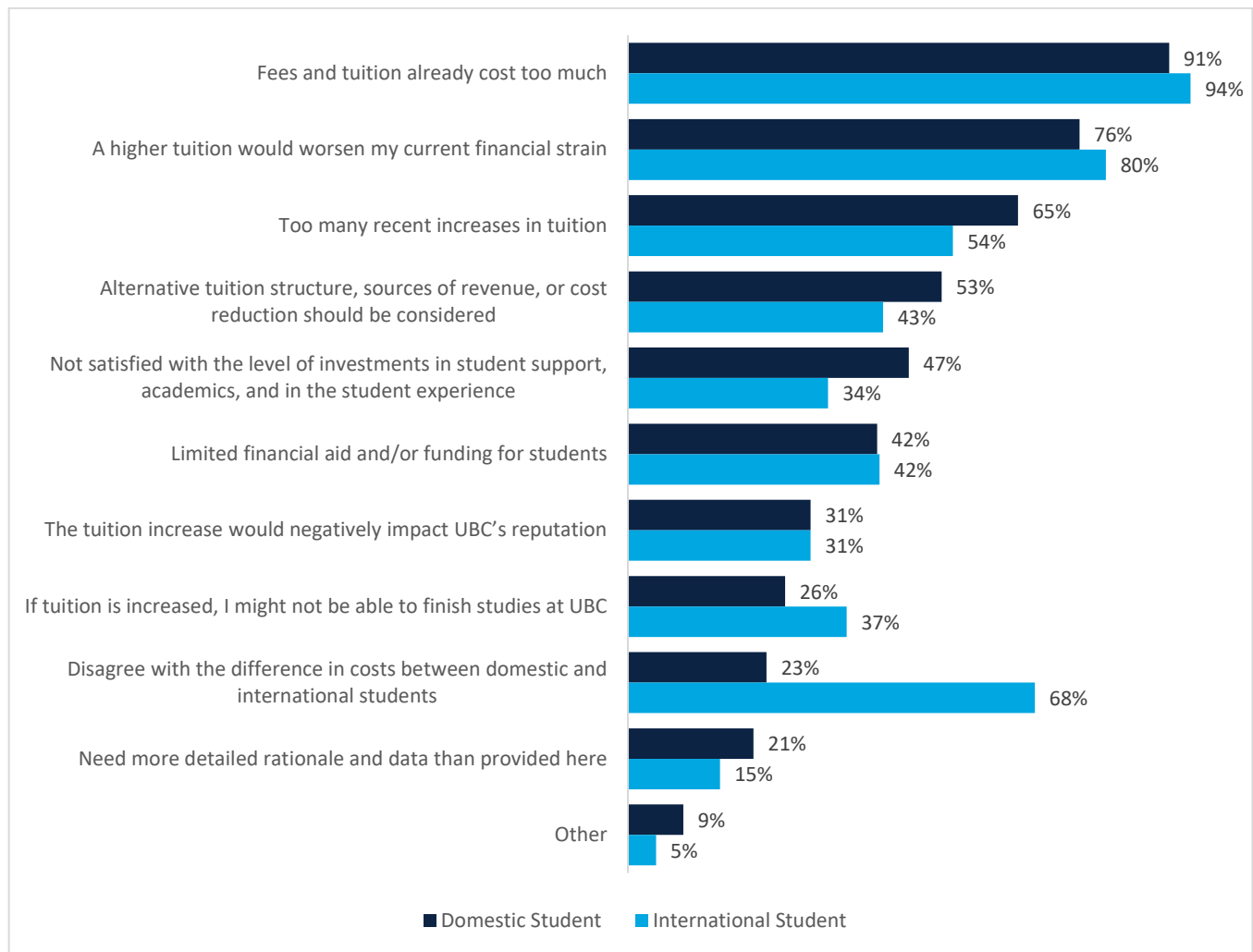


	Domestic Student		International Student	
Strongly Agree	17	1%	6	0%
Agree	72	3%	46	3%
Somewhat Agree	172	6%	89	6%
Somewhat Disagree	353	12%	194	12%
Disagree	561	19%	274	17%
Strongly Disagree	1711	58%	977	61%
Unsure	42	1%	17	1%
Total	2928		1603	

90% of all respondents selected “Strongly Disagree”, “Disagree”, or “Somewhat Disagree”. 9% of all respondents selected “Somewhat Agree”, “Agree”, or “Strongly Agree”. 1% selected “Unsure”.

Q.4a Please tell us why you don't support the proposed tuition increase. Select all that apply or write in additional reasons in the space provided.

This question was asked to students that selected "Strongly Disagree", "Disagree", or "Somewhat Disagree" on Q.4. Respondents could select more than one choice.



	Domestic Student		International Student	
Fees and tuition already cost too much	2365	91%	1353	94%
A higher tuition would worsen my current financial strain	1972	76%	1150	80%
Too many recent increases in tuition	1703	65%	782	54%
Alternative tuition structure, sources of revenue, or cost reduction should be considered	1371	53%	613	43%
Not satisfied with the level of investments in student support, academics, and in the student experience	1225	47%	481	34%

Limited financial aid and/or funding for students	1088	42%	605	42%
The tuition increase would negatively impact UBC's reputation	799	31%	440	31%
If tuition is increased, I might not be able to finish studies at UBC	686	26%	526	37%
Disagree with the difference in costs between domestic and international students	606	23%	979	68%
Need more detailed rationale and data than provided here	548	21%	222	15%
Other	243	9%	68	5%
Total	2609		1437	

“Other” responses:

Themes from last year's consultation were used as a baseline for the open-ended “other” theme analysis. In addition, “concerns with online learning/access to resources” and “prioritize student health/mental health” were added as new themes. Themes are not mutually exclusive; indeed, most comments could be categorized into two or more themes (e.g. a comment about the difference between domestic and international tuition could also contain a comment about student diversity at UBC).

A total of 325 comments were analyzed. Each individual comment was read and categorized into one or more of the themes. Themes containing over 5 comments are included in the summary table below. Twenty themes were identified among all student comments.

This year two main themes were Concerns with online learning/access to resources/reduced learning experience and Not getting value for money, e.g. no evidence of improvement.

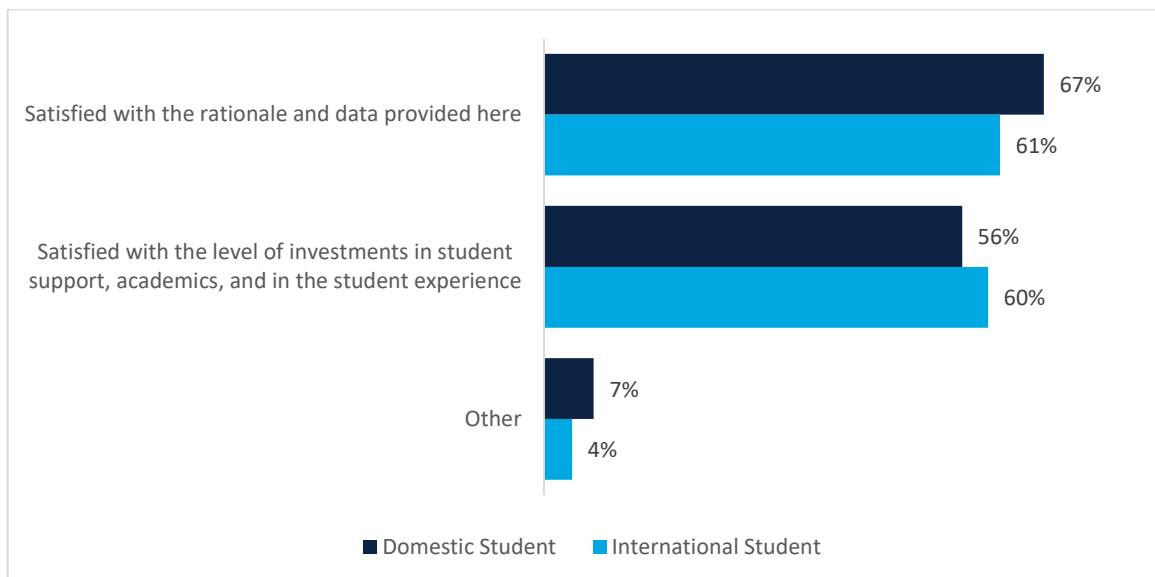
The full set of verbatim comments can be found in Appendix 2.

Theme	# of comments within theme	% within total comments
Concerns with online learning/access to resources/reduced learning experience	98	30%
Not getting value for money, e.g. no evidence of improvement	37	11%
Fees and tuition already cost too much	27	8%
Cost of living and inflationary pressure on students	25	8%
General concerns about COVID-19	23	7%
Questionable rationale and data + Rationale for spending should be different	22	7%
Difference in cost between domestic and international students	21	6%
Critical of administrative spending	19	6%
Lackluster financial aid for students	18	6%
Financial strain, e.g. student\family\peer strain, student budgets	16	5%
Critical of institutional reputation, policies, and processes	16	5%
Access and equity in education	15	5%
Criticism of construction and infrastructure spending	12	4%

Too many recent increases in tuition	12	4%
Alternative tuition structure proposed	9	3%
No rationale	9	3%
Fees, e.g. AMS, services and mandatory	8	2%
Criticism of the consultation process	8	2%
Inadequate or more information needed about budget	7	2%
Prioritize student health/mental health	7	2%
Total	325	100%

Q.4b Please tell us why you support the proposed tuition increase. Select all that apply or write in additional reasons in the space provided.

This question was asked to students that selected “Somewhat Agree”, “Agree”, or “Strongly Agree” on Q.4. Respondents could select more than one choice.



	Domestic Student		International Student	
Satisfied with the rationale and data provided here	171	67%	81	61%
Satisfied with the level of investments in student support, academics, and in the student experience	143	56%	79	60%
Other	17	7%	5	4%
Total	254		132	

“Other” responses:

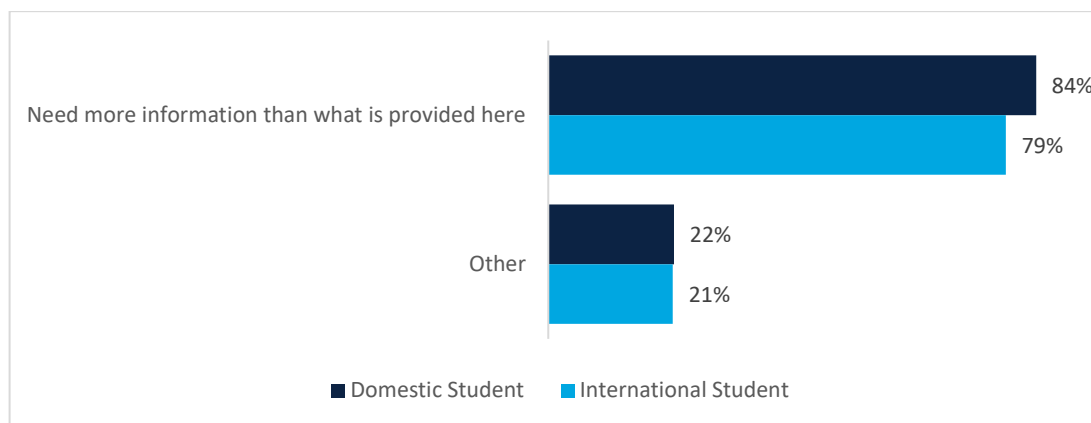
A total of 20 comments were analyzed. The only common theme among the comments was Inflation.

The full set of verbatim comments can be found in Appendix 2.

Theme	# of comments within theme	% within total comments
Inflation	7	35%
Total	19	100%

Q.4c Please tell us why you are unsure about the proposed tuition increase.

This question was asked to students that selected “Unsure” on Q.4.



	Domestic Student		International Student	
Need more information than what is provided here	31	84%	11	79%
Other	8	22%	3	21%
Total	37		14	

“Other” responses:

A total of 11 comments were analyzed. There were no common themes found among the responses.

The full set of verbatim comments can be found in Appendix 2.

APPENDICES

Appendix 1:	Summary of respondents from 2021/2022, 2020/2021, 2019/20, and 2018/19	Page 15 & 16
Appendix 2:	Verbatim Individual Student Comments	Page 17 to 33

Appendix 1: Summary of respondents from 2021/2022, 2020/2021, 2019/20, and 2018/19

2021/2022 General Tuition Increase Consultation Summary (conducted 2021)

Total number of survey respondents: 5883

Degree Type	Number of submissions	Percentage of submissions
Undergraduate	4517	77%
Undergraduate post-baccalaureate (e.g., JD, MD, DMD, Bed, PharmD)	259	4%
Graduate – Master's	657	11%
Graduate – Doctoral	364	6%
Other	81	1%

Enrolment Type	Number of submissions	Percentage of submissions
Domestic	4072	69%
International	1806	31%

	Number of submissions	Percentage of submissions
Against Increase	5316	91%
Support Increase/Not opposed	506	9%
Unsure	37	1%

2020/2021 General Tuition Increase Consultation Summary (conducted 2020)

Total number of survey respondents: 5305

Degree Type	Number of submissions	Percentage of submissions
Undergraduate	4262	80%
Graduate	1043	20%

Enrolment type	Number of submissions	Percentage of submissions
International	2048	39%
Domestic	3257	61%

	Number of submissions	Percentage of submissions
Against Increase	4741	89%
Support Increase/Not opposed	481	9%
Unsure	60	1%

2019/2020 General Tuition Increase Consultation Summary (conducted 2019)

Total number of comments: 1357

Degree Type	Number of responses	Percentage of responses
Undergraduate	862	70%
Graduate	328	27%
Unclassified	23	2%
Other	19	1%

Enrolment type	Number of responses	Percentage of responses
International	522	44%
Domestic	655	56%

	Number of responses	Percentage of responses
Against Increase	1149	85%
Support Increase/Not opposed	165	12%
Neither	43	3%

2018/2019 General Tuition Increase Consultation Summary (conducted 2018)

Total number of comments: 1799

Degree Type	Number of responses	Percentage of responses
Undergrad	1346	75%
Grad	375	21%
Unclassified	40	2%
Other	16	0.9%

Enrolment Type	Number of responses	Percentage of responses
Domestic	1176	65%
International	601	33%

	Number of responses	Percentage of responses
Against Increase	1657	92%
Support Increase/Not opposed	100	6%
Neither	42	2%

Appendix 2: Verbatim Individual Student Comments

Q.4a Please tell us why you don't support the proposed tuition increase. Select all that apply or write in additional reasons in the space provided.

What is the wage increase/bonus for high-up admins?
Until minimum funding stipends see the same annual increase, I will always disagree with annual tuition increases.
I am already financially strained and have two other jobs in addition to my guaranteed TAsip to live in Vancouver
You are making higher education inaccessible to people of low socio-economic status. Did you consider this?
It is absolutely vile that every time there is a spike in COVID cases, the response is to further increase tuition. Shame on you
MEng students don't have much funding or scholarship options. Not satisfied with the infrastructural facilities in classrooms
How is it possible that [UBC Executive] makes over \$400,000 a year, and yet students are being asked to pay more.
Why are we paying more for further possible online classes?
online students don't benefit from the increase in tuition cost. Online students should already be paying less!
NSERC PGSD has not increased from \$21,000 since 2010, yet tuition constantly increases 2% a year.
tuition should not be increased during Covid year since we didn't experience the services, spaces, good quality of learning, etc
International Students have already paid 10 times more. Plus international students need to cover other fees like MSP
Seeing new buildings is frustrating when considering the expenses could be reallocated to upkeep older ones, student fees, etc.
You do not give me enough room to rant about this... UBC does not pay grad students enough for living in Vancouver
Why ask for input from students if it is never acted on? It is just disrespectful to the students at this point.
UBC is on stolen indigenous land. it does not need to be, now that all classes are online
Stop increasing wages at the top and redistribute funds towards those in need
UBC should not look towards their students in times of crisis to fill their pockets. Provide an extensive feedback space.
Cut high salaries of figurehead/administrative officials
Inflation in Canadian economy, TA payments and Scholarships not commensurate with increase, meaning -\$ for living expenses.

the level of education we are being provided online (when we could be in person) is not satisfactory and we are paying more than
It is illogical to keep increasing tuition costs while so many students are clearly struggling with the current tuition.
In practice, the majority of classes are offered online. My own experience at UBC has been exclusively online = Lower standard
Our experience as students has been gravely decreased due to covid19. Most professors cannot manage online teaching. Not worth \$
overpaid & ineffective admin, wealthy intl students should pay more so low income domestic students can afford it more easily
instead of increasing staff salary and adding more admin positions. Use the existing funds in a more rational manner
If a university is truly for the benefit of the public then I don't think it should function as a multi-million dollar business.
School has mainly been virtual over the last 2 years, yet there continues to be tuition increases. Quality isn't increasing.
I would like to see the money saved from students NOT being on campus (upass, and other costs) be returned back like the ICBC re
Scholarships are not increased!
The capitalistic system requires us to either work at minimum wage for the rest of our lives or pay back loans from our degrees.
The quality of teaching (primarily online) has decreased due to Covid 19. A tuition reduction is a more realistic proposal.
The \$5 million could easily be sourced from executive salaries...no one needs to be paid \$600k a year
less amount of financial support for international students.
Tuition is already very unaffordable and the reasons to increase it are not good enough.
Tuition this high is ridiculous to charge students who are learning from home. I pay for my own wifi, use my own building
Raising tuition during this ongoing pandemic at this point is unethical, considering that we are completing our studies ONLINE.
Financial burden on international students is becoming unbearable.
I don't feel that the quality of education I am receiving is worth current tuition rates, let alone an increase.
Already paying for housing which the shift back to online means 1 month wasted (tuition increase is just insult on top of it)
Disrespectful to the financial strain many people are already facing due to COVID-19
Raising tuition following years of lower-quality education due to online learning is unfair to students both financially and aca

You want to keep tuition increases as low as possible? How about decreasing the ridiculously bloated pay your administrators get
The difference in costs between domestic and international students makes ubc unequal
this feedback structure is disgustingly misleading and innapropriate. asking students to rank those concepts is gross
it's ridiculous that we're already paying full tuition when classes are online. i'm getting 50% of the experience for full price
it's unfair to contribute to other students financial aid but not receive anything myself from the institution despite hardship
Disagree that 24% + of the tuition fee increases should be going toward "central administration" - not efficient use of money.
Online learning DOES NOT equate to the quality of earning given in person. LABS MUST BE IN PERSON.
The COVID pandemic has caused many job losses and a decreased in savings. Pls only increase the fees for international students.
I think it is predatory to raise tuition during a pandemic.
My graduate stipend has not kept pace with increased tuition and living expenses
UBC talks about being diverse/accesible/connecting to community yet continues to be classist
If annual tuition increases are normalized then so should be annual cost of living adjustments for graduate stipends.
if classes are being delivered online there should not be an increase in tuition since the campus experience is not there.
Constantly increasing tuition is a Ponzi scheme level of economical management that is doomed to fail at one point or another....
Students that don't need the UPASS shouldn't need to pay for it.
Students are still expected to pay for resources out of pocket. Especially in BDes: plotting, laser-cut, materials are expensiv
it makes no sense to raise tuition in the middle of a pandemic while we are learning online and from home!
No financial aid or funding for international students - especially ones in between their degrees
I feel it would worsen the financial strain for others, especially international students during this already challenging time
School is not even in person
What could you possibly need more money for? My experience hasn't improved linearly over my time here, so why am I paying more?
To increase tuition while each year providing less to the students is inexcusable and cannot be justified.

Firstly, what the heck is the point of putting a shadow tree then increase our tuition? How about actually not wasting money.
Being in the PMBA on weekends only and being moved online I don't benefit from current fees and don't agree with an increase.
Limited access to on campus facilities due to online learning has resulted in a lower quality education
Do an audit of all UBC staff and fire all the useless ones. This could be democratic.
We need to push back on these small increments unless necessary
Why?
Rent in Kelowna is also extremely expensive adding more financial strain
With much of my classes having moved online and many resources inaccessible, I find it hard for the UBCO to justify a price hike.
Professors still do not know how to efficiently/effectively teach online, and my tuition is raising is absurd
Less supports for international graduate students, don't see the improvement in graduate student spaces, more student, less space
increasing UBC's tuition does not increase the quality of education, only perception of reputation that is unacceptable.
Our classes aren't delivered in person as it is and we are being charged too much for something we aren't receiving properly
UBCO needs to take into account how COVID has added enough stress to students and has taken away normal uni experiences
I am currently paying tuition for services I am not allowed to access. Both semesters this year have been online.
I disagree as the 2022 winter semester is online students shouldn't have to pay full tuition fees in the first place
Online courses greatly diminish our academic experience and it is not worth the tuition increase
Covid-19 and online learning
Tuition costs should have been reduced throughout the COVID-19 closure of the campus as students were unable to utilize
(Already very tight) Financial budgeting would not likely be able to accommodate further tuition increases
The tuition rate is far too high for online learning.
My first two years have been online. It is unfair to increase tuitions for students who haven't even experienced class in person.
With online/ hybrid learning there are already lots of resources student tuition is paying for that are inaccessible.

Experiences on campus, not supportive, have to finish studies at home/online due to lack of security
The poor quality of classes the past few semesters doesn't justify the cost of tuition.
Seems as though most funding is going to UBCV and not UBCo
Tuition goes up, UBC is a business and wants to make money. Just say that instead of the bullshit "how this sports students".
You guys are joking about the increase right? During Covid times? This is a joke right? Please?
You cannot justify an increase when there are essentially no extra curriculars and all class is online. Straight extortion.
Classes aren't even at school so why should we pay more to still be sitting at home
Courses are online but we're still having to pay full tuition and fees for a campus we cant visit
There were no decreases during the online semester, where did that money go?
You've charged student the same amount while having all classes online/virtual. If anything we should see a decrease.
we need a focus on student health and better health care and benefits. chiro/massage needs to be covered more. Acupuncture etc
This is disgraceful and unnecessary. Might as well make all your students homeless and in debt forever
The university is wasting money in areas that should not be their concern and aren't improving due to the money spent on them.
The accessibility offered for student experience (on campus) have been non-existing, due to Covid. But no decrease in tuitions?
I have recognized little difference in allocation of finances to improve UBC with increased tuition, Poorly trained professors,
We keep going back online so we don't do much at the school
Living in Kelowna is financially draining enough for students and these tuition increases add insult to injury.
Federal and Provincial graduate funding has not tracked with inflation, yet tuition continues to rise. This is not affordable.
Online Learning is too expensive.
The quality of education I receive is not very high. Additionally, school does not properly consider student health during covid
We should be paying less for classes that are online anyway since the university resources aren't being used from home.
Bad mental health support options for students that never get better funding in these increases
Tuition is not all students pay for! You must account for our living costs on and off campus!

too many administrators with too little actual management: debloating should come before squeezing more out of the student body
I think UBC isn't justified in increasing tuition given the students are being robbed of their classroom learning experience.
2 years of a poor and incomplete online education with less meaningful inflated grade averages, just to pay more.
Fiscal entropy. There is a ZERO (0) % chance that the average student gets more value out than they put into the bureaucracy.
The University is currently offering less to students (not even offering in-person learning) and asking for more tuition. Unfair
2020, there was a tuition increase with an inverse drop in quality of education. This university is become a for profit venture
I'm really disappointed how the tuition increase every year
Please cut costs on managerial and aesthetic expenditures before passing on costs to indebted students
Overall satisfied with the current situation after the last tuition increase. Don't feel too strongly about needing another
1) Tuition should be lowered during Covid or if online continues, 2) too much \$ allocated for admin bloat
Disagree with spending for the new campus in surrey
Ah yes, please line [UBC Executive]'s pockets more
UBC is capitalizing on the current geopolitical climate and I am disgusted to see what you are proposing
We're online half of this semester
COVID Pandemic has reduced work-opportunities, so less money is available; people are dealing with more important issues now.
If a Tyrion increase needs to happen and is unavoidable, it should be done based on income level of the students
I do not agree because of the ever-increasing food prices, skyrocketing housing prices of Kelowna, and impacts of COVID-19.
Higher education should be entirely publicly funded
what is the reasoning??
The quality of education has fallen off a cliff in the past few years, I was expecting a decrease if anything.
Price too high for online learning.
It is completely absurd the volume of money of this increase and all other payments by students that go to the administration.

Tuition increase does not make sense in the context of online learning and ongoing COVID-19 surges/response triggering hardship.
The BFA already makes us pay for other things that is not included in tuition. I'm paying for each class and an additional \$400
Money being invested in the wrong places. Building development when we are online makes zero sense.
There should be no tuition increases during a global pandemic without a feasible, long-term plan for student affordability.
It's unfair to impose a sudden increase of tuition which is out of original stated when we register the course.
the move to online learning significantly decreases the quality of education and administrative support (very lacking)
Increasing tuition for everyone does not make it more accessible by "providing financial aid". Lower tuition, lower inequity
Please kindly consider that in reality, virtually no student would agree with further increases in tuition; PLEASE lower it :)
As the university has basically been closed for two years the cost of taking care of the infrastructure should have decreased
I really hope you read this: Why. Why are you thinking of increasing tuitions again? I see you listed a page of reasons, but dur
Why am I paying for student union and gym membership if they are either closed or I cannot use bc I am unvaxxed? Let me opt out!
Increased tuition while delivering lower quality education (due to online instruction, according to students) is unacceptable
It is extremely difficult to find a job in the midst of this pandemic to support my education, so please do not increase the fee
why do you need more resources for online learning?
We are currently completing courses online, and therefore receiving less of an on campus experience.
Strongly disagree with some of the priorities outlined in UBC's strategic plan 'shaping ubc's next century'
Course quality is continuing to drop each semester during the pandemic without any beneficial results from previous increases.
the middle of a pandemic, after 2 years of online school and no changes to tuition increase? really? we are entering a recession
The tuition fee is already too high specially for internations students considering a year program with no requirements of labs.
There should be more investments in Student Health and Wellbeing as Mental Health is crucially important during COVID

COVID-19 has and continues to adversely affect people financially
If classes are online, there should NOT be an increase in tuition because students will not get the real "university experience"
Inflation of cost of living with stagnant Graduate student stipends
This is so ridiculous, these tuition increases are a reflection of this University's greed & lack of consideration for students
proceeds will go to wealthy faculty not poor students
There have been increases to tuition almost every year. Either the finances are not run well, or there is overspending.
Why ask for my opinion on a tuition increase proposal that we both know it's going to happen anyways?
Quality of education is not going up with tuition costs
This extra cost won't be a benefit to everyone.
details are too broad and don't justify increase
I can't finish my study with the higher tuition!!!!!!!!!!!!!!!!!!!!
You dumbasses can't keep raising it for no damn reason. What new services have you provided since the last time huh?
The high number of international students who do not care about tuition increase is really impacting the lives of domestic ones
\$2996 -converted to other currency- for intl students can be the reason for some stdents in developing country to not study here
For the last 2 years students have been teaching themselves while online. To deliver online does not have the same expenditures
Cancellation of GIE, Online classes
Difference in \$ btwn food security (widespread student problem) and student experience (only possibly if you can afford to eat)
How is it justifiable to raise tuition literally every single year
Quality of instruction has decreased since covid. Quality and price should be at least somewhat related.
UBC should be lobbying the province for increased funding for higher education and a reduction in tuition across BC.
There should be more revenue going into serious climate crisis & worldwide issues such as poverty.
Based on the evidence provided I don't believe that this will have any tangible benefit to students especially students in need
Difference between undergrad dental students and undergrad should be different because dental students pay so much already

Education quality & amount of useless tenured professors already doesn't match exorbitant costs
COVID. I'm sure it is MUCH cheaper to run UBC while online. I am paying the same amount and not getting half of the Ubc benefits
People I know who are international students are already under enough stress with high costs, they don't need more stress
Chose to attend UBC over UofT because of their price increases for international students.
Suggesting to raise tuition while several of the funded items are inaccessible to most students due to the pandemic is absurd
Wealthy int'l students should have an increase of more than 4%... why are domestic students subsidizing gentrification?
Due to covid, my university experience has been significantly reduced. It is not ethical to increase tuition for zoom learning.
Increasing tuition while only providing mediocre online learning (even because of the pandemic) is quite frankly, insane.
I makes sense to roll out tuition increase only to new/future students, who haven't started their programs yet.
With the majority of classes being online, I really feel like the Academic Excellence has gone down.
UBC should take into consideration that housing is a heavy expense, increasing tuitions puts even more strain on students.
Intenational students should be paying more. Considering climate change stated as a big priority payout is weak.
Not sure If my scholarship funding would be increased to cover the increase in tuition
Doesn't make sense with all the online learning
The quality of my education (That I paid over \$7000 this year for and restricted me to work a part time job) has been diminished
The quality of education has been greatly decreased since the COVID-19 pandemic. It is unfair to charge students the same online
Offering the exact same programs with very minor changes that are not even relevant and expect unreasonable increase every year
This is a public school. Not a private one. In my country universities are free. You should be ashamed.
we are still getting the same funding package as the last year
All I see is reduced quality of instruction (in person, not online) and course offerings. Why should I pay more if I get less?
I do not believe that the tuition hikes are enough to adequately support low-income students through expanded support.
Remote/online learning doesn't allow students to use the facilities we are paying for.

With COVID, the quality of education has significantly been reduced, so its no longer fair to keep increasing tuition
I've spent the vast majority of my time as a med student on Zoom so I truly can't understand why increasing tuition is necessary
I disagree to increase the tuition fee in the middle of course. I agree to increase the tuition fee for new students.
School has been online..we are not using the Amenities that we are paying for
COIVD has stressed student budget , with everything online and still charging full tuition is crazy!
Not enough International student scholarships. Immense financial burden on me rn cause of high tuition fee. wish it was domestic
I strongly believe that it's unreasonable to increase tuition in a time where the quality of instruction has decreased so much.
Why in the world am I needing to pay more for worse education
We pay so many fees that have nothing to do with our quality of education and are non negotiable or even used by majority of stu
Most of our classes are online right now and we are already losing thousands from our housing
I don't want to pay more for online classes.
Students should not pay more for education, as we have been forced into online school for 2.5 years at this point
Too many construction projects/investments in pretty buildings. They are unsustainable, and unnecessary.
I feel like UBC has many unnecessary expenses they could cut to make this money, although I know fee increase is inevitable
Healthcare for international students is disregarded especially their mental health (it is almost never accessible)
I max my gov loans only on TUITION every year for the medicine program. this is not-equitable to those coming from low SE
Expectation for students to pay, living off of minimum wage that barely covers their rent.
MET program is not a loan eligible program.
Paying more tuition for less services !!
have not felt like I've gotten the level of education I've paid for through online schooling.
Knowing my entire first year and start of term 2 now is online, it's ridiculous how much I'm already paying (international).
As an online student exclusively, these tuition increases are just frustrating when they offer little to no additional benefit.
More investment should be put on COVID-19 support

With school being online, we are not even allowed to use the facilities or any resources. There should NOT be increases in fees
please resume providing snacks at UBC child cares!
Paying full tuition for online classes
No measurable increase in my experience despite repeated increases over my studies. More money \neq better level of education.
The last academic year and one semester of this academic year are online
You raised tuition during a pandemic when students had the highest uncertainty of everyone. Greedy.
I don't agree that students should have to pay even more for their education in an unaffordable city & global pandemic
Online learning is just not the same
Quality of the product has worsened during Covid. The cost impact burden should be on the university, not the individual student
With the past increases in tuition, I still have not felt the impact. Maybe it is a very slow process? I just do not see it
We are paying full tuition this year for UBC's choice of a below average learning experience online.
I dont feel raising tuition during a pandemic and online school is fair at all. We are barely taught as is. What are we paying 4?
I am not feeling that we get even closely the same academic and social engagement due to COVID. Many thing we paid for canceled
the high tuition costs should lower costs of student purchase of food, academic resources, and living supplies provided on campus
Receiving virtual education as opposed to the expected in-person learning does not seem as though it should cost us more
not enough allocated for sustainable practices
No room left for comments which renders this form scripted as a formality, fees have increased 2%/year for 6 years!
Raising tuition in a city where rent is already absolutely unmanageable is criminal.
We have been online, many of us not on campus, yet we are still subject to fees like the athletic and recreation fees
Covid should not have increased operating costs since all student experience costs were not applicable in lockdown
With COVID learning online already doesn't have the same value as in-person
The recent abrupt transfer from online to on campus does not provide much coherent support in terms of on campus food availability

This feels performative and you will continue to increase tuition regardless of the fact that students are already strained \$
GIVE MORE SPACE FOR GENUINE FEEDBACK. What the actual fuck.
tuition is too high already, if raised I will be paying for some facilities I do not need and won't use
It doesn't feel right to continue to charge more during a pandemic but no amount of feedback can interfere with financial g
This reminds me of the time UBC asked for donations for student wellbeing from students and their families. Ironic.
Tuition increases are needed, and must be increased at least 8-13% per annum to support the increasing needs of the university
Scholarship is limited
I just entered 5th year, COVID related delays.UBC has offered ZERO extended funding for pandemic.Not right to increase tuitio
You guys literally just increased it by 2% last year. Just increase it however much you want to and keep it consistent
with Covid-19 students have not been able to use campus resources but we are still being charged.
UBC spends too much already on constructing new facilities
University saving money due to facilities during covid should be applied here
I don't have that much money, my parents don't give me money, I can't afford it.
Covid19 has impacted thousands of families here at UBC and this is most definitely not the right time to increase tuition.
subsidizing research costs at UBC Vancouver by raising tuition on UBCO undergraduates is scummy and exploitative.
We already had to sit there at home and pay full tuition even though we pay for our internet, lights, electronics, etc not fair
I disagree with having to pay more for the money UBC has decided to invest in Covid-19 procedures that are not necessary.
The quarantine bursary probably doesn't need to be that high.
You cant claim that because of covid, tuition needs to increase. you have increased it every other year!!!! stop!!!!
what we get to work as RA and TA have not increased and renting has increased bay by by %40 during last two years.
specific students fees such as gym (etc) for 100% online courses. I don't even live in the Vancouver area
No funding and less than 2% TA/RA requirement for Graduate students of specialized fields
It's all bullshit, we're all just broke and trying to survive
Tuition increases are an additional burden on students without salary or scholarship increases.

Too much for Central administration! The spending on administration is too large; some are unnecessary.
A majority of on campus facilities have not even been operating and classes have been online since 2020
Paying more for a significantly worse experience.
The quality of the course finest not fit the tuition you charged
The average income of the median BC family increased by 1% every year for the past 25 years.
Increased support for underrepresented and marginalized domestic students
I know UBC only puts this out for due diligence but come on you raise it every year give us a break.
This university is already so expensive and inconsiderate of international students (e.g., housing)
With the movement of more online learning, paying for increased cost of physical space at the university does not make sense
The cost of living and tuition fees went significantly high compared to 4 or 5 years ago with the GRA. more Financial aid is req
How can you justify doing this to young people during a pandemic or any other time honestly.
Too much money to "central administration" especially in the 4% plan
Cost of living is exceptionally high in Vancouver and already hard as a student with little money.
why do you even bother with these surveys? the tuition hikes always go forward.
Doing 100% online courses, why the tuition increase when class quality has dropped, what are costs outside of wages?
COVID and climate emergency raised of living costs: food, clothing, housing, everything has raised in prices
These increases and 'plans to better students experience' lose a lot of value when it seems to increase every single year.
I know that students are your main source of revenue, but maybe additional costs could be covered by the government?
In person classes have not been offered, yet there was an increase in tuition last year.
COVID financially impacted most people negatively. To ask for more is ridiculous when we need what we have to live and go here.
As a graduate student it is frustrating that you increase tuition but don't increase grad student pay.
It is not clear how in a remote learning environment that costs to the university have actually increased, if at all.
As a graduate student, tuition comes out of the stipend I'm paid, which is not increased at the same rate
Tuition increase is worsening student health and well being. You cannot use students as ATM machines to finance UBC.
some student services are seriously overfunded. eg. bipoc council & healthcare. they are not important.

tuition increases do more harm to disadvantaged students/POC, I've provided feedback for years and don't feel listened to
[UBC Executive] (paid more than our pm) needs to take a pay cut before I should pay more!
G TUITION. For most of my time at UBC I have attended low-level online school... but keep building towers. Shame.
After having my entire school year be online, I barely even feel a member of this school so it is hard for me support this.
I am paying 1200 for ONE course because of all the extra fees. This is LUNACY.
Current rates of inflation, coupled by rising costs of housing and food, make this an inopportune time for an increase.
There's no reason to increase tuition as fees are already exorbitant.
We have been
statements made are general and provide no context for expenses (i.e., what does "advancing action on climate change entail"?).
Everytime tuitions are raised, universities prevent 1 or 2 First Nations from attending. FREE TUITION it is TIME
UBC seen as trying the profit off Covid-19 pandemic
How does tuition compare to minimum wage?
Make tuition cheaper by offering more classes online, pay teachers more and do less construction!
Unfair and unsustainable upward trend given inflation and wage stagnation, and especially damaging to EDI in the long term
Pandemic reduced costs and showed there will be less need of centralized space but UBC keeps building unstopably, for what?
Online school should not increase prices
COVIDcreates huge financial burden for international students' parents who pay tuition. UBC shouldn't increase tuition that much
Education should not be this expensive. Increasing tuition every year is not fair.
With Covid restrictions being active my course is already mostly online, I have barely used your facilities. Unacceptable.
The increase would increase the financial strain on student who may still not qualify for relief programs.
international and domestic increases in cost should be the same, it makes UBC inaccessible to international students
i feel that during a pandemic students still taking classes online are not recieving the full level of education
Information on potential increases to board of governor salaries not included.
Unjustified; unclear why the current tuition is not enough. Instead of increasing student aid, JUST MAKE IT CHEAPER.

I want to see more effort and money going into Hybrid learning or fully online learning.
a surcharge for using a credit card is a joke, a major joke, you are enrich the already rich, things like this prove it to be so
All scholarships after entering the university are directed towards domestic students and none for international.
I'd like to see a more clear/specific breakdown of why increases are necessary.
academic excellence, equity, accessibility, wellbeing, and financial support are the same and are not represented in this budget
International students will be badly and disproportionately affected
Not happy with my classes being online and still having to pay the same amount of tuition and now it's being raised.
We have had to be online to close to 2 years and we did not get any reduction in tuition. We paid more to be online.
The allocation of cost of living funding from the incremental tuition increase seems low relative to the other two priorities
I want to see more investment in staff - pay lecturers more, more tenure-track positions, fewer sessional lecturers
You speak to equity & inclusion, yet based on international fees only the elite higher income international students can afford

Q.4b Please tell us why you support the proposed tuition increase. Select all that apply or write in additional reasons in the space provided.

Please increase tuition by even more, I love spending money
Inflation happens, and that's acceptable. Fees from people who can afford increases should support those who can't.
Disagree strongly
It appears to be all right. Mass salary increases for Faculty and Admin create high costs on campus. Not the students' fault.
2021 inflation data
I think the international student increase should be much higher than domestic, otherwise I would fully support the increase.
The tuition increase is an appropriate amount considering year over year inflation.
Recent Covid related events, so it makes sense that some things will increase slightly. But no explicit reason was given.
UBC, as an institution, is just going with what all other institutions do. It's just what happens.

My budget priorities also reflect what I find UBC is already doing well in, eg accessibility is crucial but already in progress
Understand increases need to happen. International student increase seem pretty high to me.
I do not support it.
I think it is a raise that I can handle. I always think the money seems to disappear suddenly and mostly go to higher ups but.
Inflation up 5%, tuition only up 2%. Can't complain.
Based on the support I received this year, I believe I can see and understand where the tuition increase year-to-year
Given the current rates of inflation the tuition increase is fair.
I don't have enough information on what is specifically being bought to fairly assess, but some of the UBC amounts seem crazy/
leading language was used
Inflation is running rampant, so a small increase in tuition makes sense
I think it matches the inflation rate. Everything is inflating.

Q.4c Please tell us why you are unsure about the proposed tuition increase. Select all that apply or write in additional reasons in the space provided.

Inflation = UBC needs more funding. It doesn't matter what I think.
unsure
Should not increase
Why does tuition and student fees keep increasing when the school has been online for almost 2 years?
I don't understand any of it. What the increase will change. Ive tried reading and understanding everything above.
information overload to the extreme. Seriously. I have enough on my plate to deal with
If the money is used to provide more online courses or hybrid with option not to return to campus. I agree with the increase.
Please stop asking for feedback, it's insulting.
It's expensive enough
neutral

The information here does not tell me what is increasing and how much - what is increasing for each program?

2022-2023 General Increase Tuition Consultation Final Report – Vancouver Campus


Contents

Summary of respondents	2
Survey Questions	4
Q.1 What is/are your primary funding sources for tuition and living costs?	4
Q.2 To what extent have you experienced financial stress due to any of the following reasons?	5
Q.3 Please rank the following areas that you feel deserves the most attention (a rank of 1 indicates your highest priority, 7 your lowest priority).	7
Q.4 Please rate your level of agreement with the proposed tuition increase, based on the rationale provided. 9	
Q.4a Please tell us why you don't support the proposed tuition increase. Select all that apply or write in additional reasons in the space provided.	10
Q.4b Please tell us why you support the proposed tuition increase. Select all that apply or write in additional reasons in the space provided.....	12
Q.4c Please tell us why you are unsure about the proposed tuition increase.....	13
Appendix 1: Verbatim Individual Student Comments	15

In total, 3,625 student submissions were received regarding the tuition proposal. Of these submissions, 91 were duplicates – leaving 3,534 valid individual responses. This report is based on the individual responses only. The consultation consisted of seven multiple-choice questions (4 main questions and 3 follow-up questions). A summary of results is provided below.

Summary of respondents

Respondents were asked for their degree type and if they are domestic or international students.



Undergraduate	2510	71%
Undergraduate post-baccalaureate (e.g., JD, MD, DMD, Bed, PharmD)	151	4%
Graduate – Master's	530	15%
Graduate – Doctoral	292	8%
Other	46	1%
Total	3529	100%

Enrolment Type - Vancouver

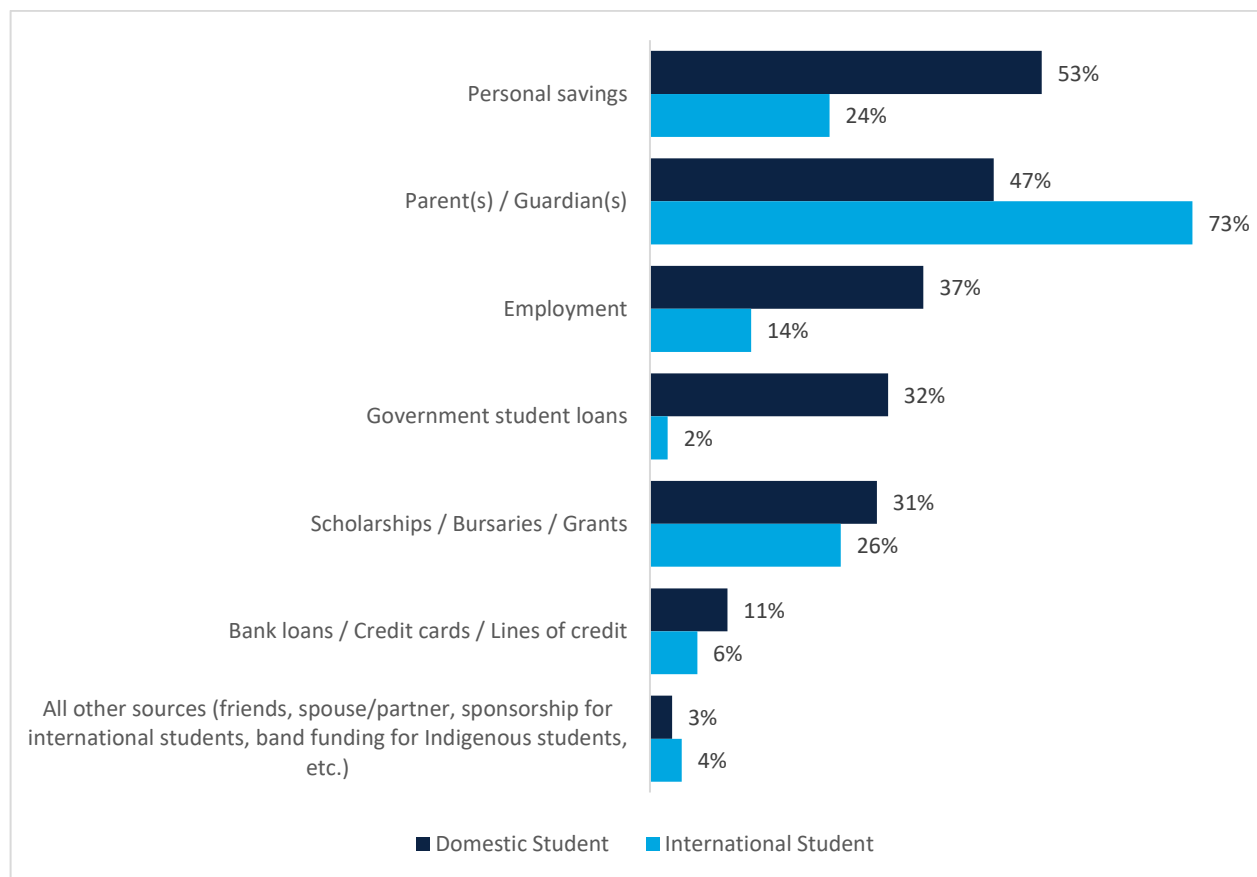


Domestic	2156	61%
International	1373	39%
Total	3529	100%

Survey Questions

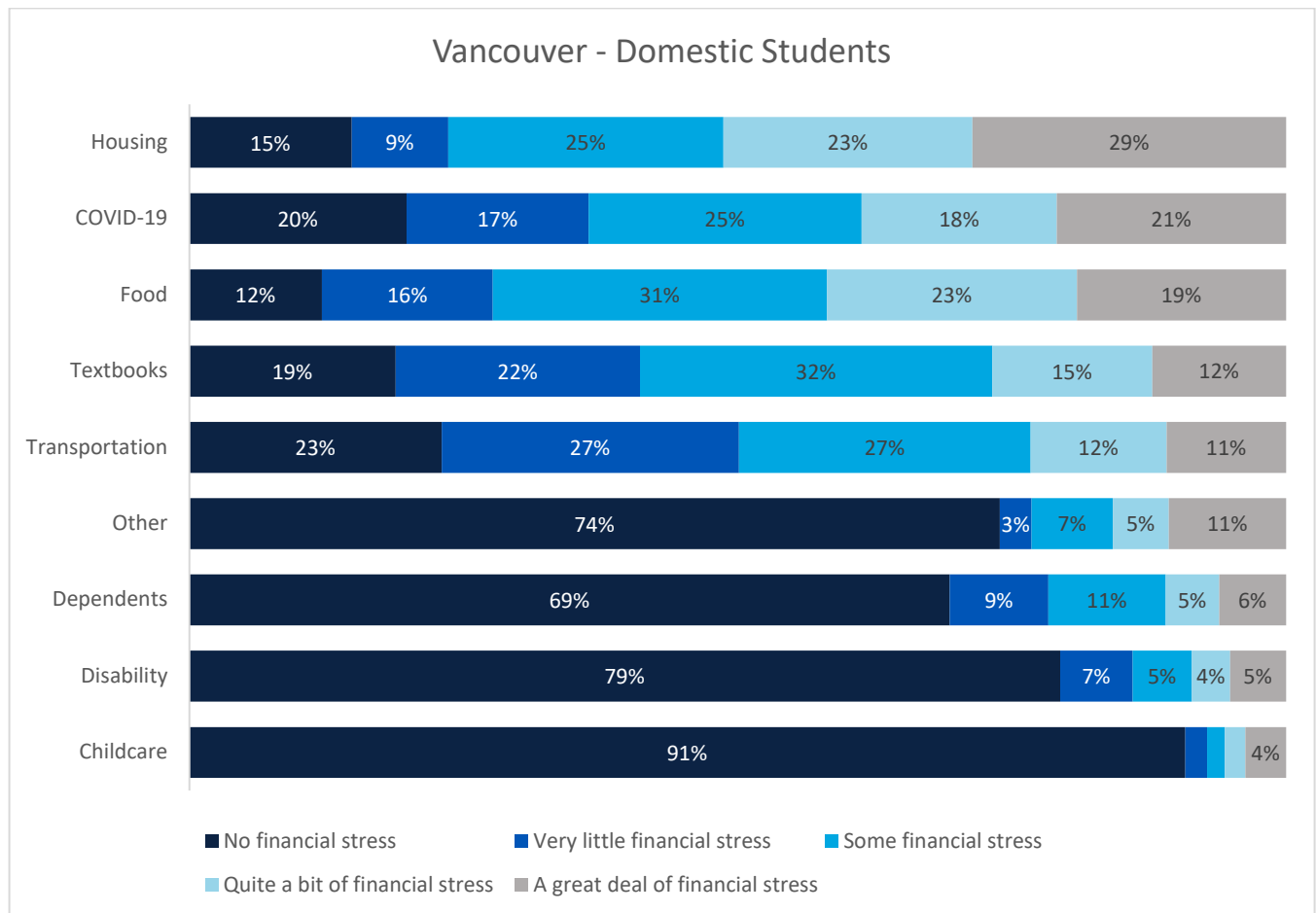
Q.1 What is/are your primary funding sources for tuition and living costs?

Respondents could select more than one choice



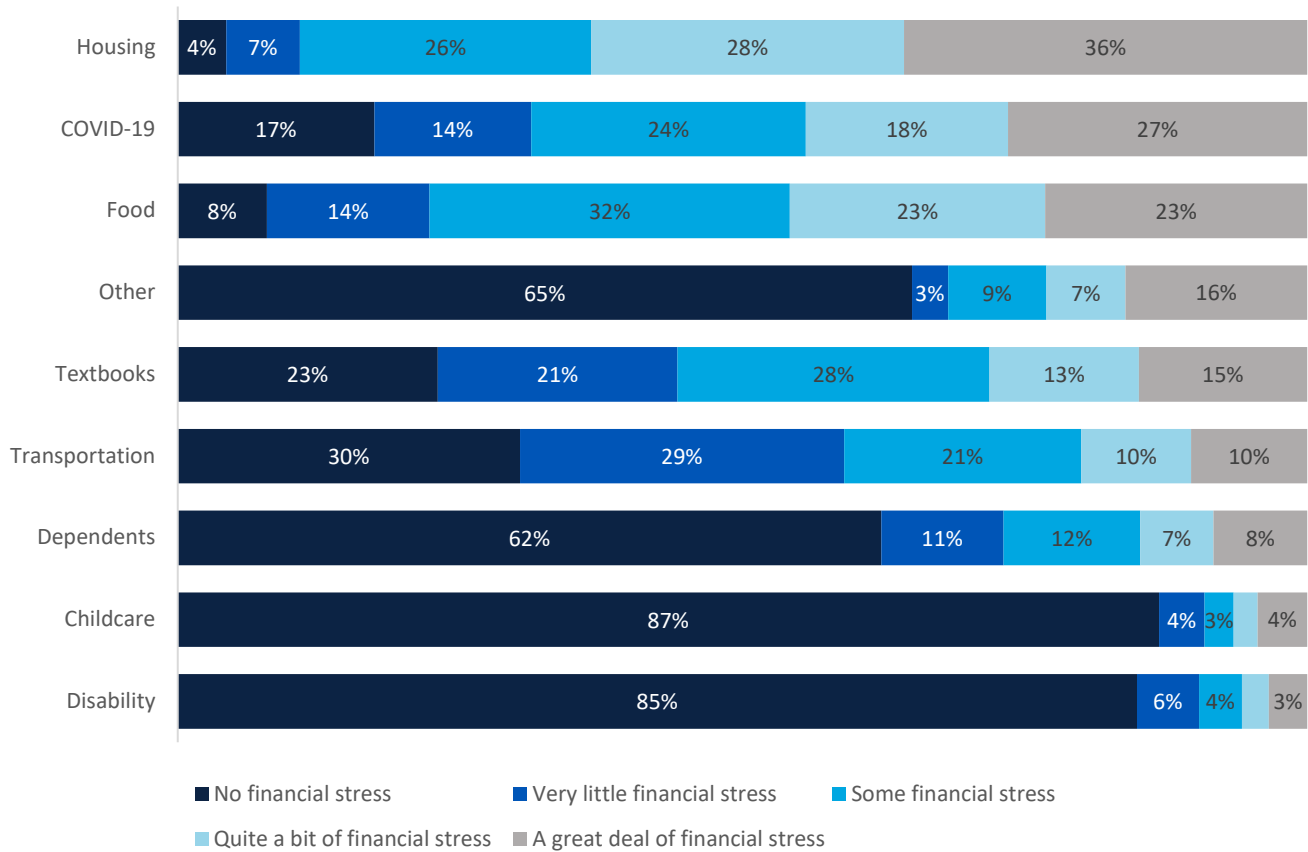
	Domestic Student		International Student	
Personal savings	1134	53%	327	24%
Parent(s) / Guardian(s)	994	47%	988	73%
Employment	792	37%	184	14%
Government student loans	689	32%	32	2%
Scholarships / Bursaries / Grants	657	31%	347	26%
Bank loans / Credit cards / Lines of credit	225	11%	86	6%
All other sources (friends, spouse/partner, sponsorship for international students, band funding for Indigenous students, etc.)	65	3%	58	4%
Total	2138		1346	

Q.2 To what extent have you experienced financial stress due to any of the following reasons?



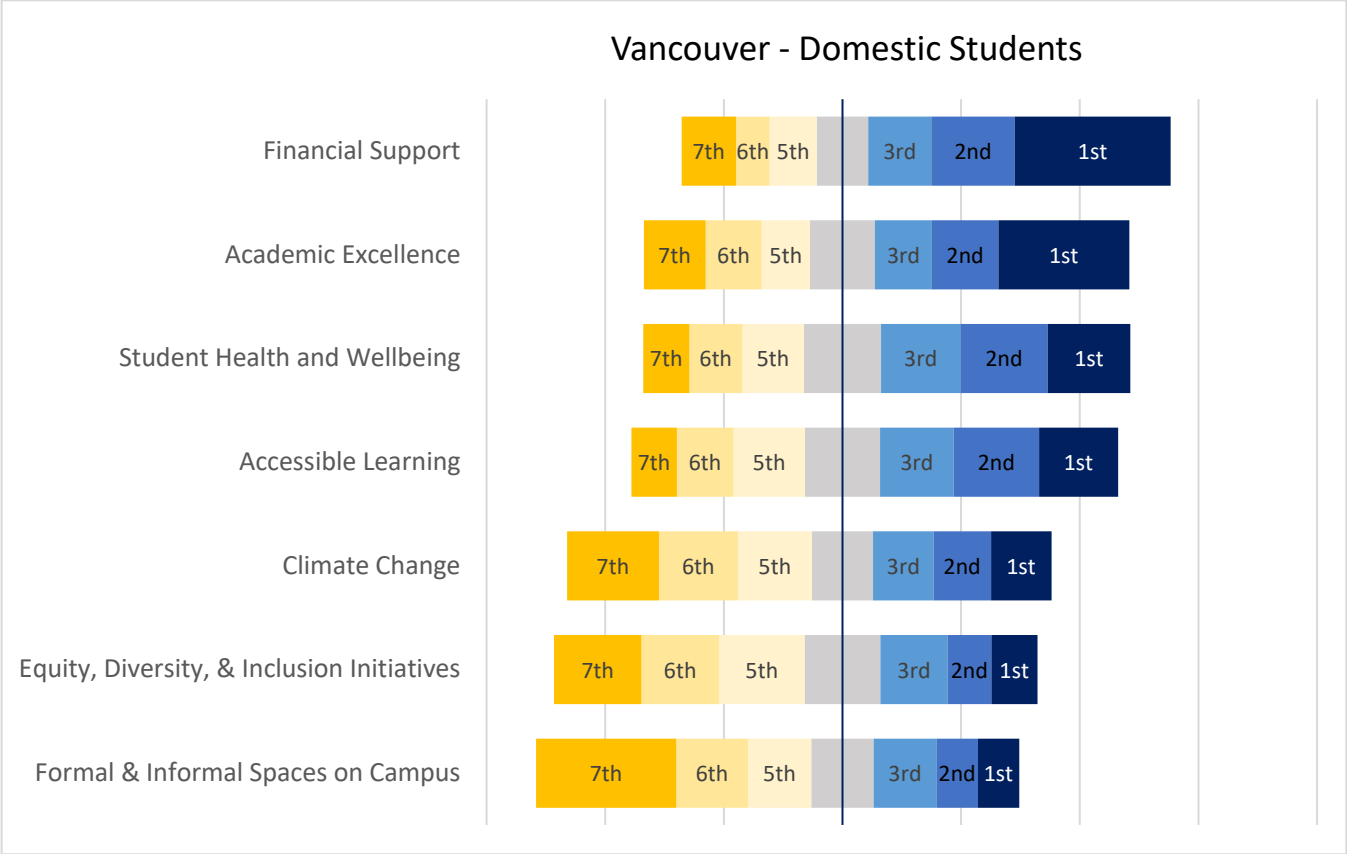
Domestic students	No financial stress		Very little financial stress		Some financial stress		Quite a bit of financial stress		A great deal of financial stress		Total
Housing	315	15%	188	9%	533	25%	482	23%	608	29%	2126
COVID-19	415	20%	348	17%	523	25%	373	18%	438	21%	2097
Food	256	12%	330	16%	645	31%	482	23%	405	19%	2118
Textbooks	398	19%	472	22%	680	32%	309	15%	259	12%	2118
Transportation	486	23%	571	27%	562	27%	261	12%	230	11%	2110
Other	1266	74%	50	3%	127	7%	87	5%	183	11%	1713
Dependents	1430	69%	186	9%	220	11%	101	5%	125	6%	2062
Disability	1641	79%	136	7%	112	5%	72	4%	105	5%	2066
Childcare	1862	91%	41	2%	33	2%	39	2%	75	4%	2050

Vancouver - International Students



International students	No financial stress		Very little financial stress		Some financial stress		Quite a bit of financial stress		A great deal of financial stress		Total
Housing	58	4%	88	7%	351	26%	377	28%	485	36%	1359
COVID-19	231	17%	184	14%	323	24%	238	18%	352	27%	1328
Food	107	8%	194	14%	430	32%	305	23%	313	23%	1349
Other	717	65%	35	3%	96	9%	77	7%	178	16%	1103
Textbooks	307	23%	283	21%	367	28%	176	13%	199	15%	1332
Transportation	400	30%	380	29%	278	21%	128	10%	136	10%	1322
Dependents	808	62%	140	11%	157	12%	84	7%	108	8%	1297
Childcare	1101	87%	51	4%	33	3%	27	2%	56	4%	1268
Disability	1084	85%	70	6%	48	4%	30	2%	44	3%	1276

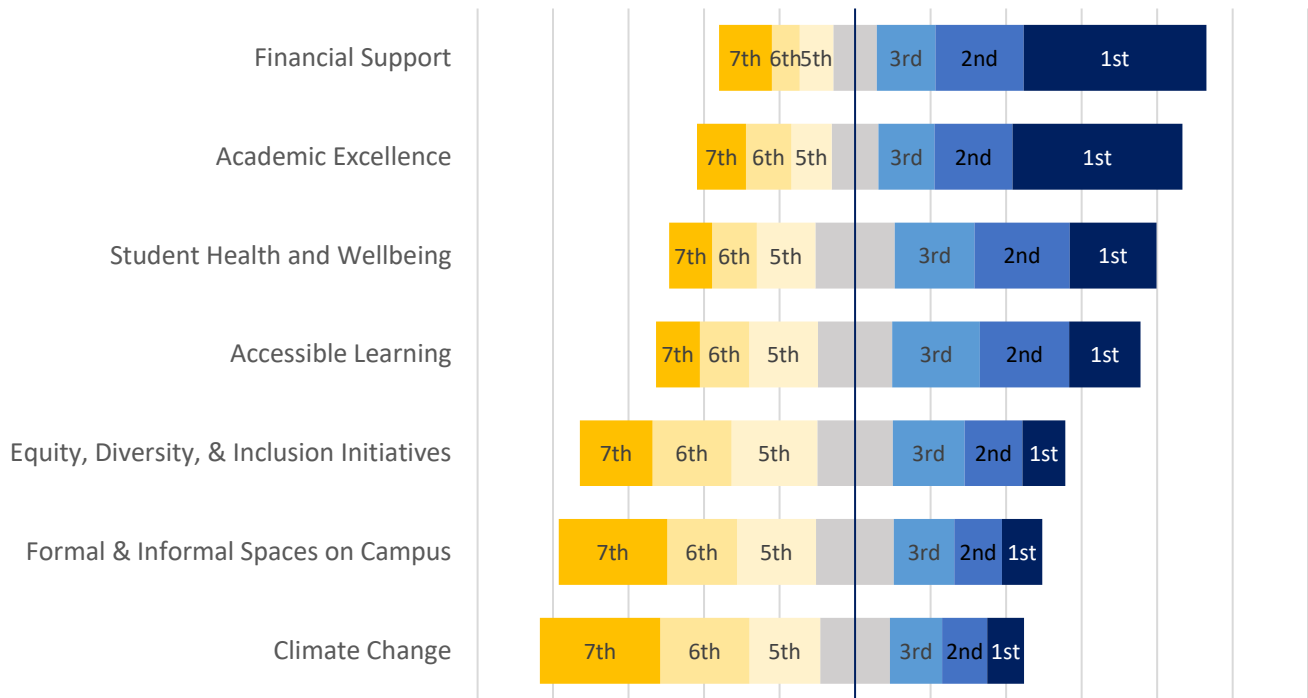
Q.3 Please rank the following areas that you feel deserves the most attention (a rank of 1 indicates your highest priority, 7 your lowest priority).



Ranked Priority	1 st	2 nd	3 rd	4 th	5 th	6 th	7 th	Total
Financial Support	32%	17%	13%	11%	10%	7%	11%	2060
Academic Excellence	27%	14%	12%	13%	10%	12%	13%	2046
Student Health and Wellbeing	17%	18%	16%	16%	13%	11%	9%	2053
Accessible Learning	16%	18%	15%	15%	15%	12%	9%	2051
Climate Change	12%	12%	12%	13%	15%	16%	19%	2041
Equity, Diversity, & Inclusion Initiatives	10%	9%	14%	16%	18%	16%	18%	2037
Formal & Informal Spaces on Campus	8%	9%	13%	13%	13%	15%	29%	2036

Note: Percentages are out of the total number of rankings provided for that item. Many respondents only ranked their most/least important item(s), or a subset of items.

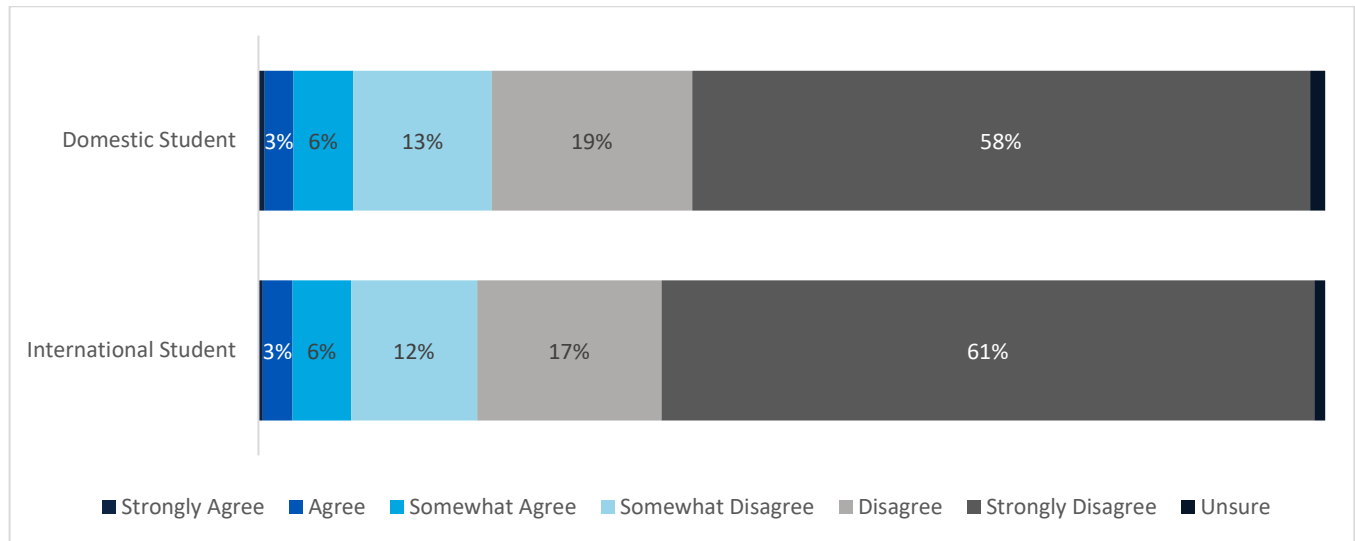
Vancouver - International Students



Ranked Priority	1 st	2 nd	3 rd	4 th	5 th	6 th	7 th	Total
Financial Support	37%	18%	12%	9%	7%	6%	11%	1291
Academic Excellence	35%	16%	12%	10%	8%	9%	10%	1286
Student Health and Wellbeing	18%	20%	16%	16%	12%	9%	9%	1291
Accessible Learning	15%	18%	18%	15%	14%	10%	9%	1284
Equity, Diversity, & Inclusion Initiatives	9%	12%	15%	16%	18%	16%	15%	1286
Formal & Informal Spaces on Campus	8%	10%	12%	16%	16%	14%	22%	1281
Climate Change	8%	9%	11%	14%	15%	18%	25%	1283

Note: Percentages are out of the total number of rankings provided for that item. Many respondents only ranked their most/least important item(s), or a subset of items.

Q.4 Please rate your level of agreement with the proposed tuition increase, based on the rationale provided.

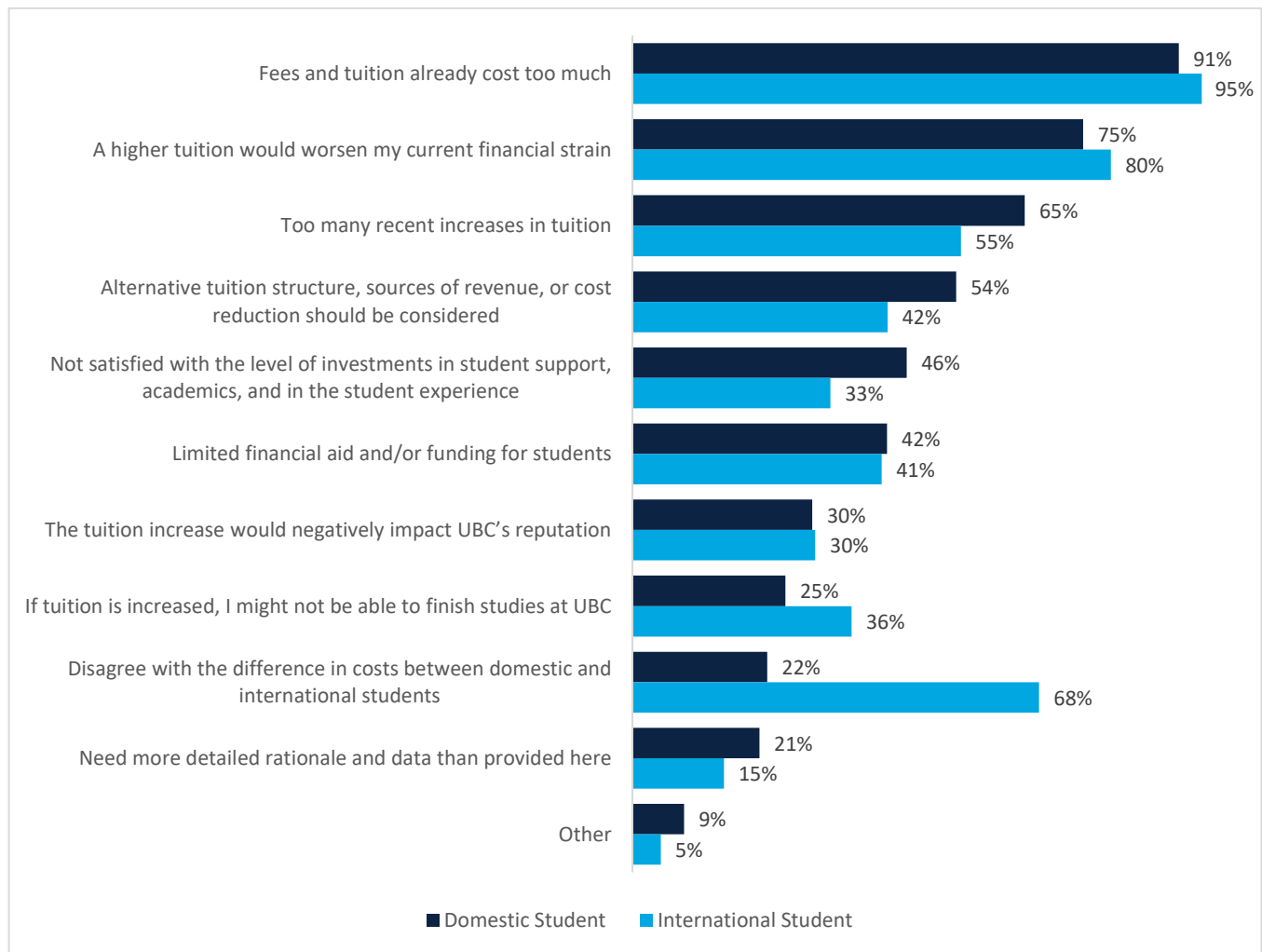


	Domestic Student		International Student	
Strongly Agree	12	1%	5	0%
Agree	58	3%	38	3%
Somewhat Agree	121	6%	75	6%
Somewhat Disagree	279	13%	161	12%
Disagree	403	19%	235	17%
Strongly Disagree	1244	58%	834	61%
Unsure	29	1%	14	1%
Total	2146		1362	

90% of all respondents selected “Strongly Disagree”, “Disagree”, or “Somewhat Disagree”. 9% of all respondents selected “Somewhat Agree”, “Agree”, or “Strongly Agree”. 1% selected “Unsure”.

Q.4a Please tell us why you don't support the proposed tuition increase. Select all that apply or write in additional reasons in the space provided.

This question was asked to students that selected "Strongly Disagree", "Disagree", or "Somewhat Disagree" on Q.4. Respondents could select more than one choice.



	Domestic Student		International Student	
Fees and tuition already cost too much	1737	91%	1156	95%
A higher tuition would worsen my current financial strain	1434	75%	972	80%
Too many recent increases in tuition	1248	65%	667	55%
Alternative tuition structure, sources of revenue, or cost reduction should be considered	1030	54%	518	42%
Not satisfied with the level of investments in student support, academics, and in the student experience	873	46%	402	33%

Limited financial aid and/or funding for students	809	42%	506	41%
The tuition increase would negatively impact UBC's reputation	573	30%	371	30%
If tuition is increased, I might not be able to finish studies at UBC	486	25%	445	36%
Disagree with the difference in costs between domestic and international students	428	22%	826	68%
Need more detailed rationale and data than provided here	404	21%	186	15%
Other	165	9%	58	5%
Total	1914		1222	

“Other” responses:

Themes from last year's consultation were used as a baseline for the open-ended “other” theme analysis. In addition, “concerns with online learning/access to resources” and “prioritize student health/mental health” were added as new themes. Themes are not mutually exclusive; indeed, most comments could be categorized into two or more themes (e.g. a comment about the difference between domestic and international tuition could also contain a comment about student diversity at UBC).

A total of 217 comments were analyzed. Each individual comment was read and categorized into one or more of the themes. Themes containing over 5 comments are included in the summary table below. Nineteen themes were identified among all student comments.

This year three main themes were Concerns with online learning/access to resources/reduced learning experience; Not getting value for money, e.g. no evidence of improvement; and Cost of living and inflationary pressure on students.

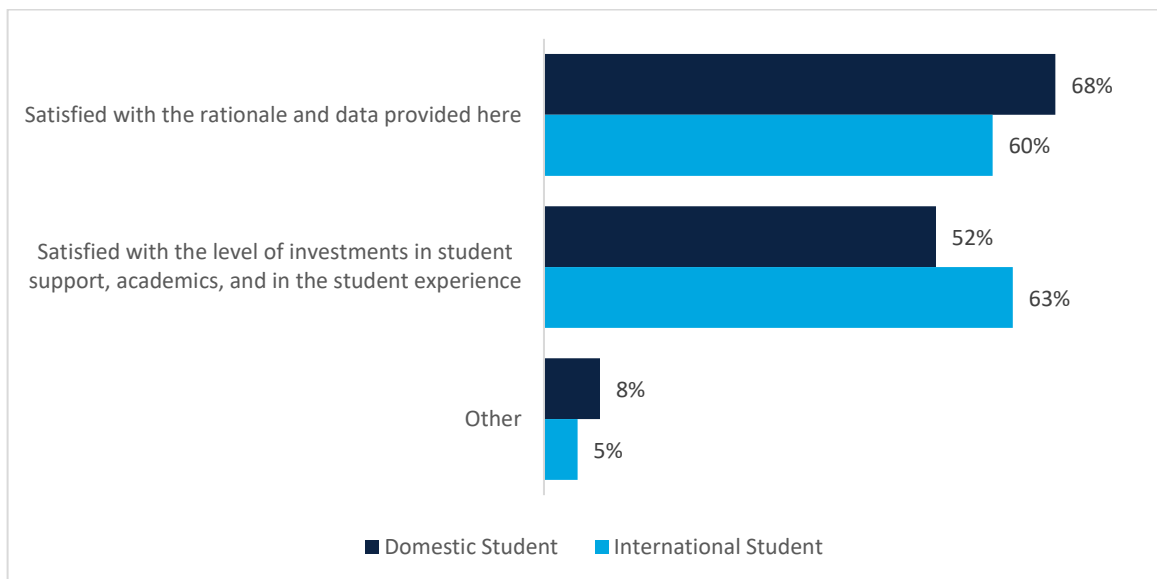
The full set of verbatim comments can be found in Appendix 1.

Theme	# of comments within theme	% within total comments
Concerns with online learning/access to resources; reduced learning experience	58	27%
Fees and tuition already cost too much	24	11%
Cost of living and inflationary pressure on students	24	11%
Difference in cost between domestic and international students	19	9%
Lackluster financial aid for students	19	9%
Not getting value for money, e.g. no evidence of improvement	19	9%
Questionable rationale and data + Rationale for spending should be different	19	9%
General concerns about COVID-19	19	9%
Too many recent increases in tuition	15	7%
Critical of administrative spending	15	7%

Access and equity in education	12	6%
Criticism of construction and infrastructure spending	12	6%
Financial strain, e.g. student\family\peer strain, student budgets	11	5%
Critical of institutional reputation, policies, and processes	11	5%
Criticism of the consultation process	10	5%
Alternative tuition structure proposed	9	4%
Fees, e.g. AMS, services and mandatory	7	3%
Funding for TA's, stipends etc.	6	3%
No rationale	6	3%
Total	217	100%

Q.4b Please tell us why you support the proposed tuition increase. Select all that apply or write in additional reasons in the space provided.

This question was asked to students that selected “Somewhat Agree”, “Agree”, or “Strongly Agree” on Q.4. Respondents could select more than one choice.



	Domestic Student		International Student	
Satisfied with the rationale and data provided here	128	68%	66	60%
Satisfied with the level of investments in student support, academics, and in the student experience	98	52%	69	63%
Other	14	8%	5	5%
Total	187		110	

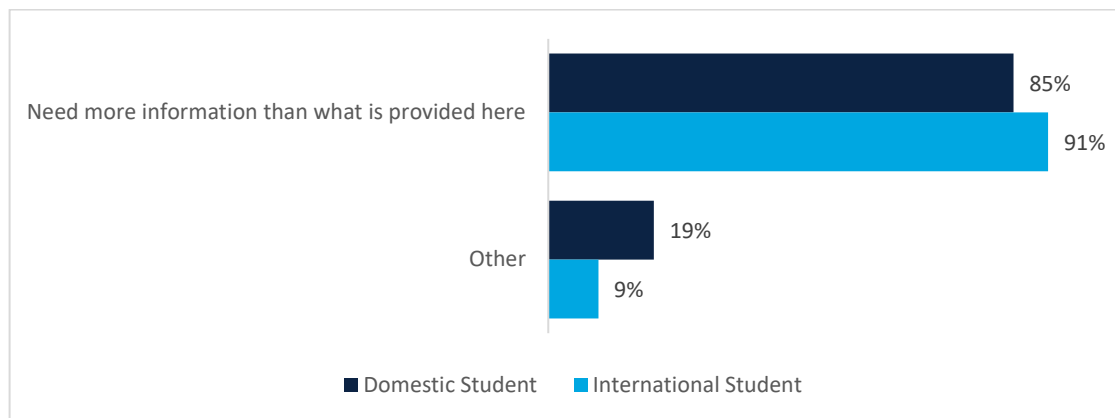
“Other” responses:

A total of 16 comments were analyzed. There were no common themes found among the responses

The full set of verbatim comments can be found in Appendix 1.

Q.4c Please tell us why you are unsure about the proposed tuition increase.

This question was asked to students that selected “Unsure” on Q.4.



	Domestic Student		International Student	
Need more information than what is provided here	22	85%	10	91%
Other	5	19%	1	9%
Total	26		11	

“Other” responses:

A total of 6 comments were analyzed. There were no common themes found among the responses.

The full set of verbatim comments can be found in Appendix 1.

Appendix 1: Verbatim Individual Student Comments

Q.4a Please tell us why you don't support the proposed tuition increase. Select all that apply or write in additional reasons in the space provided.

What is the wage increase/bonus for high-up admins?
Until minimum funding stipends see the same annual increase, I will always disagree with annual tuition increases.
I am already financially strained and have two other jobs in addition to my guaranteed TAsip to live in Vancouver
You are making higher education inaccessible to people of low socio-economic status. Did you consider this?
It is absolutely vile that every time there is a spike in COVID cases, the response is to further increase tuition. Shame on you
MEng students don't have much funding or scholarship options. Not satisfied with the infrastructural facilities in classrooms
How is it possible that [UBC Executive] makes over \$400,000 a year, and yet students are being asked to pay more.
Why are we paying more for further possible online classes?
online students don't benefit from the increase in tuition cost. Online students should already be paying less!
NSERC PGSD has not increased from \$21,000 since 2010, yet tuition constantly increases 2% a year.
tuition should not be increased during Covid year since we didn't experience the services, spaces, good quality of learning, etc
International Students have already paid 10 times more. Plus international students need to cover other fees like MSP
Seeing new buildings is frustrating when considering the expenses could be reallocated to upkeep older ones, student fees, etc.
Why ask for input from students if it is never acted on? It is just disrespectful to the students at this point.
UBC is on stolen indigenous land. it does not need to be, now that all classes are online
UBC should not look towards their students in times of crisis to fill their pockets. Provide an extensive feedback space.
Cut high salaries of figurehead/administrative officials
Inflation in Canadian economy, TA payments and Scholarships not commensurate with increase, meaning -\$ for living expenses.
the level of education we are being provided online (when we could be in person) is not satisfactory and we are paying more than
It is illogical to keep increasing tuition costs while so many students are clearly struggling with the current tuition.

In practice, the majority of classes are offered online. My own experience at UBC has been exclusively online = Lower standard
Our experience as students has been gravely decreased due to covid19. Most professors cannot manage online teaching. Not worth \$
overpaid & ineffective admin, wealthy intl students should pay more so low income domestic students can afford it more easily
instead of increasing staff salary and adding more admin positions. Use the existing funds in a more rational manner
If a university is truly for the benefit of the public then I don't think it should function as a multi-million dollar business.
School has mainly been virtual over the last 2 years, yet there continues to be tuition increases. Quality isn't increasing.
I would like to see the money saved from students NOT being on campus (upass, and other costs) be returned back like the ICBC re
Scholarships are not increased!
The capitalistic system requires us to either work at minimum wage for the rest of our lives or pay back loans from our degrees.
The quality of teaching (primarily online) has decreased due to Covid 19. A tuition reduction is a more realistic proposal.
The \$5 million could easily be sourced from executive salaries...no one needs to be paid \$600k a year
less amount of financial support for international students.
Tuition is already very unaffordable and the reasons to increase it are not good enough.
Tuition this high is ridiculous to charge students who are learning from home. I pay for my own wifi, use my own building
Raising tuition during this ongoing pandemic at this point is unethical, considering that we are completing our studies ONLINE.
Financial burden on international students is becoming unbearable.
I don't feel that the quality of education I am receiving is worth current tuition rates, let alone an increase.
Already paying for housing which the shift back to online means 1 month wasted (tuition increase is just insult on top of it)
You want to keep tuition increases as low as possible? How about decreasing the ridiculously bloated pay your administrators get
The difference in costs between domestic and international students makes ubc unequal
this feedback structure is disgustingly misleading and inappropriate. asking students to rank those concepts is gross
it's unfair to contribute to other students financial aid but not receive anything myself from the institution despite hardship

Disagree that 24% + of the tuition fee increases should be going toward "central administration" - not efficient use of money.
Online learning DOES NOT equate to the quality of earning given in person. LABS MUST BE IN PERSON.
The COVID pandemic has caused many job losses and a decreased in savings. Pls only increase the fees for international students.
I think it is predatory to raise tuition during a pandemic.
My graduate stipend has not kept pace with increased tuition and living expenses
UBC talks about being diverse/accesible/connecting to community yet continues to be classist
If annual tuition increases are normalized then so should be annual cost of living adjustments for graduate stipends.
if classes are being delivered online there should not be an increase in tuition since the campus experience is not there.
Constantly increasing tuition is a Ponzi scheme level of economical management that is doomed to fail at one point or another....
Students that don't need the UPASS shouldn't need to pay for it.
Students are still expected to pay for resources out of pocket. Especially in BDes: plotting, laser-cut, materials are expensiv
it makes no sense to raise tuition in the middle of a pandemic while we are learning online and from home!
No financial aid or funding for international students - especially ones in between their degrees
I feel it would worsen the financial strain for others, especially international students during this already challenging time
School is not even in person
What could you possibly need more money for? My experience hasn't improved linearly over my time here, so why am I paying more?
To increase tuition while each year providing less to the students is inexcusable and cannot be justified.
Firstly, what the heck is the point of putting a shadow tree then increase our tuition? How about actually not wasting money.
Being in the PMBA on weekends only and being moved online I don't benefit form current fees and don't agree with an increase.
Limited access to on campus facilities due to online learning has resulted in a lower quality education
Do an audit of all UBC staff and fire all the useless ones. This could be democratic.
We need to push back on these small increments unless necessary
increasing UBC's tuition does not increase the quality of education, only perception of reputation that is unacceptable.

Online courses greatly diminish our academic experience and it is not worth the tuition increase
Covid-19 and online learning
(Already very tight) Financial budgeting would not likely be able to accommodate further tuition increases
Tuition goes up, UBC is a business and wants to make money. Just say that instead of the bullshit "how this sports students".
There were no decreases during the online semester, where did that money go?
This is disgraceful and unnecessary. Might as well make all your students homeless and in debt forever
The accessibility offered for student experience (on campus) have been non-existing, due to Covid. But no decrease in tuitions?
Federal and Provincial graduate funding has not tracked with inflation, yet tuition continues to rise. This is not affordable.
Online Learning is too expensive.
Bad mental health support options for students that never get better funding in these increases
Tuition is not all students pay for! You must account for our living costs on and off campus!
too many administrators with too little actual management: debloating should come before squeezing more out of the student body
I think UBC isn't justified in increasing tuition given the students are being robbed of their classroom learning experience.
The University is currently offering less to students (not even offering in-person learning) and asking for more tuition. Unfair
I'm really disappointed how the tuition increase every year
Please cut costs on managerial and aesthetic expenditures before passing on costs to indebted students
UBC is capitalizing on the current geopolitical climate and I am disgusted to see what you are proposing
We're online half of this semester
COVID Pandemic has reduced work-opportunities, so less money is available; people are dealing with more important issues now.
If a Tyrion increase needs to happen and is unavoidable, it should be done based on income level of the students
Higher education should be entirely publicly funded
Price too high for online learning.
It is completely absurd the volume of money of this increase and all other payments by students that go to the administration.

There should be no tuition increases during a global pandemic without a feasible, long-term plan for student affordability.
It's unfair to impose a sudden increase of tuition which is out of original stated when we register the course.
Please kindly consider that in reality, virtually no student would agree with further increases in tuition; PLEASE lower it :)
I really hope you read this: Why. Why are you thinking of increasing tuitions again? I see you listed a page of reasons, but dur
why do you need more resources for online learning?
We are currently completing courses online, and therefore receiving less of an on campus experience.
Strongly disagree with some of the priorities outlined in UBC's strategic plan 'shaping ubc's next century'
the middle of a pandemic, after 2 years of online school and no changes to tuition increase? really? we are entering a recession
The tuition fee is already too high specially for internations students considering a year program with no requirements of labs.
There should be more investments in Student Health and Wellbeing as Mental Health is crucially important during COVID
COVID-19 has and continues to adversely affect people financially
This is so ridiculous, these tuition increases are a reflection of this University's greed & lack of consideration for students
proceeds will go to wealthy faculty not poor students
There have been increases to tuition almost every year. Either the finances are not run well, or there is overspending.
Why ask for my opinion on a tuition increase proposal that we both know it's going to happen anyways?
Quality of education is not going up with tuition costs
This extra cost won't be a benefit to everyone.
I can't finish my study with the higher tuition!!!!!!!!!!!!!!!!!!!!
The high number of international students who do not care about tuition increase is really impacting the lives of domestic ones
\$2996 -coverted to other currency- for intl students can be the reason for some stdents in developing country to not study here
Cancellation of GIE, Online classes
Difference in \$ btwn food security (widespread student problem) and student experience (only possibly if you can afford to eat)
How is it justifiable to raise tuition literally every single year

UBC should be lobbying the province for increased funding for higher education and a reduction in tuition across BC.
Difference between undergrad dental students and undergrad should be different because dental students pay so much already
People I know who are international students are already under enough stress with high costs, they don't need more stress
Suggesting to raise tuition while several of the funded items are inaccessible to most students due to the pandemic is absurd
Wealthy int'l students should have an increase of more than 4%... why are domestic students subsidizing gentrification?
Due to covid, my university experience has been significantly reduced. It is not ethical to increase tuition for zoom learning.
Increasing tuition while only providing mediocre online learning (even because of the pandemic) is quite frankly, insane.
I makes sense to roll out tuition increase only to new/future students, who haven't started their programs yet.
UBC should take into consideration that housing is a heavy expense, increasing tuitions puts even more strain on students.
Intenational students should be paying more. Considering climate change stated as a big priority payout is weak.
Not sure If my scholarship funding would be increased to cover the increase in tuition
Doesn't make sense with all the online learning
Offering the exact same programs with very minor changes that are not even relevant and expect unreasonable increase every year
we are still getting the same funding package as the last year
All I see is reduced quality of instruction (in person, not online) and course offerings. Why should I pay more if I get less?
I do not believe that the tuition hikes are enough to adequately support low-income students through expanded support.
Remote/online learning doesn't allow students to use the facilities we are paying for.
With COVID, the quality of education has significantly been reduced, so its no longer fair to keep increasing tuition
I've spent the vast majority of my time as a med student on Zoom so I truly can't understand why increasing tuition is necessary
I disagree to increase the tuition fee in the middle of course. I agree to increase the tuition fee for new students.
School has been online..we are not using the Amenities that we are paying for
Not enough International student scholarships. Immense financial burden on me rn cause of high tuition fee. wish it was domestic

Most of our classes are online right now and we are already losing thousands from our housing
I don't want to pay more for online classes.
Too many construction projects/investments in pretty buildings. They are unsustainable, and unnecessary.
Expectation for students to pay, living off of minimum wage that barely covers their rent.
MET program is not a loan eligible program.
Knowing my entire first year and start of term 2 now is online, it's ridiculous how much I'm already paying (international).
As an online student exclusively, these tuition increases are just frustrating when they offer little to no additional benefit.
More investment should be put on COVID-19 support
With school being online, we are not even allowed to use the facilities or any resources. There should NOT be increases in fees
please resume providing snacks at UBC child cares!
Paying full tuition for online classes
No measurable increase in my experience despite repeated increases over my studies. More money \neq better level of education.
The last academic year and one semester of this academic year are online
You raised tuition during a pandemic when students had the highest uncertainty of everyone. Greedy.
I don't agree that students should have to pay even more for their education in an unaffordable city & global pandemic
Quality of the product has worsened during Covid. The cost impact burden should be on the university, not the individual student
With the past increases in tuition, I still have not felt the impact. Maybe it is a very slow process? I just do not see it
I am not feeling that we get even closely the same academic and social engagement due to COVID. Many thing we paid for canceled
the high tuition costs should lower costs of student purchase of food, academic resources, and living supplies provided on campus
not enough allocated for sustainable practices
No room left for comments which renders this form scripted as a formality, fees have increased 2%/year for 6 years!
Raising tuition in a city where rent is already absolutely unmanageable is criminal.
Covid should not have increased operating costs since all student experience costs were not applicable in lockdown
The recent abrupt transfer from online to on campus does not provide much coherent support in terms of on campus food availability

This feels performative and you will continue to increase tuition regardless of the fact that students are already strained \$
GIVE MORE SPACE FOR GENUINE FEEDBACK. What the actual fuck.
tuition is too high already, if raised I will be paying for some facilities I do not need and won't use
It doesn't feel right to continue to charge more during a pandemic but no amount of feedback can interfere with financial g
This reminds me of the time UBC asked for donations for student wellbeing from students and their families. Ironic.
Tuition increases are needed, and must be increased at least 8-13% per annum to support the increasing needs of the university
Scholarship is limited
I just entered 5th year, COVID related delays.UBC has offered ZERO extended funding for pandemic.Not right to increase tuitio
UBC spends too much already on constructing new facilities
University saving money due to facilities during covid should be applied here
I disagree with having to pay more for the money UBC has decided to invest in Covid-19 procedures that are not necessary.
The quarantine bursary probably doesn't need to be that high.
You cant claim that because of covid, tuition needs to increase. you have increased it every other year!!!! stop!!!!
specific students fees such as gym (etc) for 100% online courses. I don't even live in the Vancouver area
Tuition increases are an additional burden on students without salary or scholarship increases.
Too much for Central administration! The spending on administration is too large; some are unnecessary.
A majority of on campus facilities have not even been operating and classes have been online since 2020
The quality of the course finest not fit the tuition you charged
The average income of the median BC family increased by 1% every year for the past 25 years.
Increased support for underrepresented and marginalized domestic students
I know UBC only puts this out for due diligence but come on you raise it every year give us a break.
This university is already so expensive and inconsiderate of international students (e.g., housing)
The cost of living and tuition fees went significantly high compared to 4 or 5 years ago with the GRA. more Financial aid is req
Too much money to "central administration" especially in the 4% plan

Cost of living is exceptionally high in Vancouver and already hard as a student with little money.
why do you even bother with these surveys? the tuition hikes always go forward.
COVID and climate emergency raised of living costs: food, clothing, housing, everything has raised in prices
These increases and 'plans to better students experience' lose a lot of value when it seems to increase every single year.
I know that students are your main source of revenue, but maybe additional costs could be covered by the government?
COVID financially impacted most people negatively. To ask for more is ridiculous when we need what we have to live and go here.
As a graduate student it is frustrating that you increase tuition but don't increase grad student pay.
As a graduate student, tuition comes out of the stipend I'm paid, which is not increased at the same rate
Tuition increase is worsening student health and well being. You cannot use students as ATM machines to finance UBC.
some student services are seriously overfunded. eg. bipoc council & healthcare. they are not important.
[UBC Executive] (paid more than our pm) needs to take a pay cut before I should pay more!
G TUITION. For most of my time at UBC I have attended low-level online school... but keep building towers. Shame.
I am paying 1200 for ONE course because of all the extra fees. This is LUNACY.
Current rates of inflation, coupled by rising costs of housing and food, make this an inopportune time for an increase.
There's no reason to increase tuition as fees are already exorbitant.
Everytime tuitions are raised, universities prevent 1 or 2 First Nations from attending. FREE TUITION it is TIME
UBC seen as trying the profit off Covid-19 pandemic
How does tuition compare to minimum wage?
Make tuition cheaper by offering more classes online, pay teachers more and do less construction!
Unfair and unsustainable upward trend given inflation and wage stagnation, and especially damaging to EDI in the long term
Pandemic reduced costs and showed there will be less need of centralized space but UBC keeps building unstopably, for what?
Online school should not increase prices
COVIDcreates huge financial burden for international students' parents who pay tuition. UBC shouldn't increase tuition that much
Education should not be this expensive. Increasing tuition every year is not fair.
The increase would increase the financial strain on student who may still not qualify for relief programs.

international and domestic increases in cost should be the same, it makes UBC inaccessible to international students
Information on potential increases to board of governor salaries not included.
Unjustified; unclear why the current tuition is not enough. Instead of increasing student aid, JUST MAKE IT CHEAPER.
I want to see more effort and money going into Hybrid learning or fully online learning.
All scholarships after entering the university are directed towards domestic students and none for international.
I'd like to see a more clear/specific breakdown of why increases are necessary.
academic excellence, equity, accessibility, wellbeing, and financial support are the same and are not represented in this budget
International students will be badly and disproportionately affected
The allocation of cost of living funding from the incremental tuition increase seems low relative to the other two priorities
I want to see more investment in staff - pay lecturers more, more tenure-track positions, fewer sessional lecturers

Q.4b Please tell us why you support the proposed tuition increase. Select all that apply or write in additional reasons in the space provided.

Inflation happens, and that's acceptable. Fees from people who can afford increases should support those who can't.
Disagree strongly
It appears to be all right. Mass salary increases for Faculty and Admin create high costs on campus. Not the students' fault.
2021 inflation data
I think the international student increase should be much higher than domestic, otherwise I would fully support the increase.
UBC, as an institution, is just going with what all other institutions do. It's just what happens.
My budget priorities also reflect what I find UBC is already doing well in, eg accessibility is crucial but already in progress
Understand increases need to happen. International student increase seem pretty high to me.
I do not support it.

I think it is a raise that I can handle. I always think the money seems to disappear suddenly and mostly go to higher ups but.
Based on the support I received this year, I believe I can see and understand where the tuition increase year-to-year
Given the current rates of inflation the tuition increase is fair.
I don't have enough information on what is specifically being bought to fairly assess, but some of the UBC amounts seem crazy/
leading language was used
Inflation is running rampant, so a small increase in tuition makes sense
I think it matches the inflation rate. Everything is inflating.

Q.4c Please tell us why you are unsure about the proposed tuition increase. Select all that apply or write in additional reasons in the space provided.

Inflation = UBC needs more funding. It doesn't matter what I think.
unsure
Should not increase
information overload to the extreme. Seriously. I have enough on my plate to deal with
neutral
The information here does not tell me what is increasing and how much - what is increasing for each program?

2022-2023 General Increase Tuition Consultation Final Report – Okanagan Campus

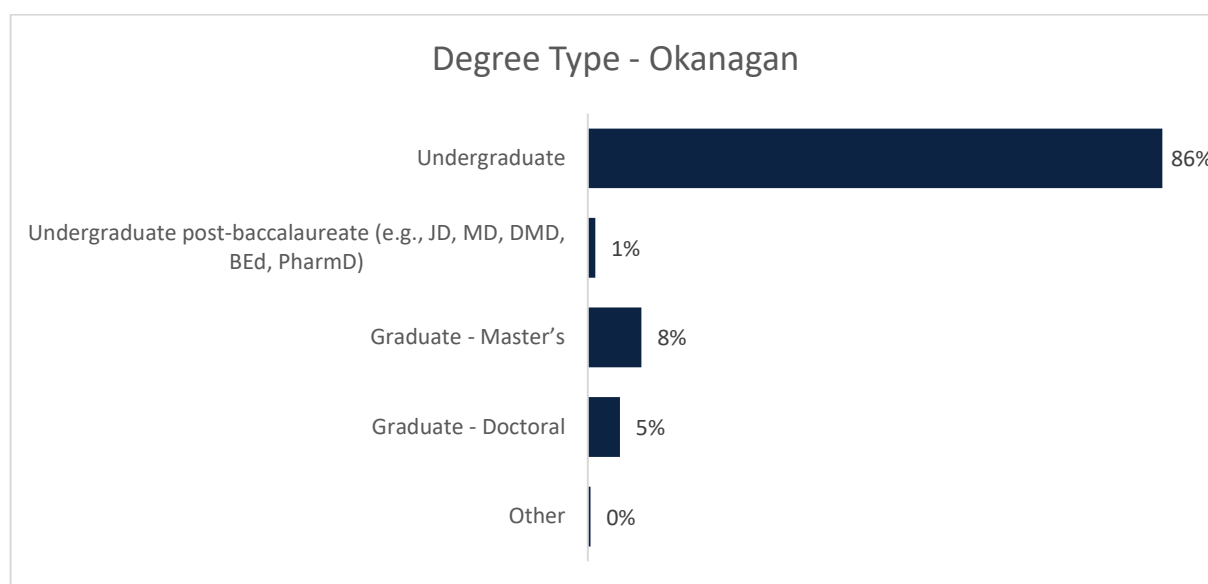
Contents

Summary of respondents	2
Survey Questions	4
Q.1 What is/are your primary funding sources for tuition and living costs?	4
Q.2 To what extent have you experienced financial stress due to any of the following reasons?	5
Q.3 Please rank the following areas that you feel deserves the most attention (a rank of 1 indicates your highest priority, 7 your lowest priority).	7
Q.4 Please rate your level of agreement with the proposed tuition increase, based on the rationale provided. 9	
Q.4a Please tell us why you don't support the proposed tuition increase. Select all that apply or write in additional reasons in the space provided.	10
Q.4b Please tell us why you support the proposed tuition increase. Select all that apply or write in additional reasons in the space provided.....	12
Q.4c Please tell us why you are unsure about the proposed tuition increase.....	13
Appendix 1: Verbatim Individual Student Comments	15

In total, 1,046 student submissions were received regarding the tuition proposal. Of these submissions, 28 were duplicates – leaving 1,018 valid individual responses. This report is based on the individual responses only. The consultation consisted of seven multiple-choice questions (4 main questions and 3 follow-up questions). A summary of results is provided below.

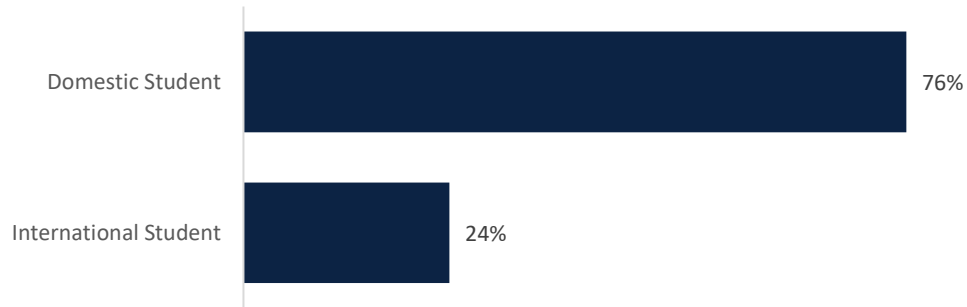
Summary of respondents

Respondents were asked for their degree type and if they are domestic or international students.



Undergraduate	872	86%
Undergraduate post-baccalaureate (e.g., JD, MD, DMD, Bed, PharmD)	11	1%
Graduate – Master's	81	8%
Graduate – Doctoral	49	5%
Other	4	0%
Total	1017	100%

Enrolment Type - Okanagan

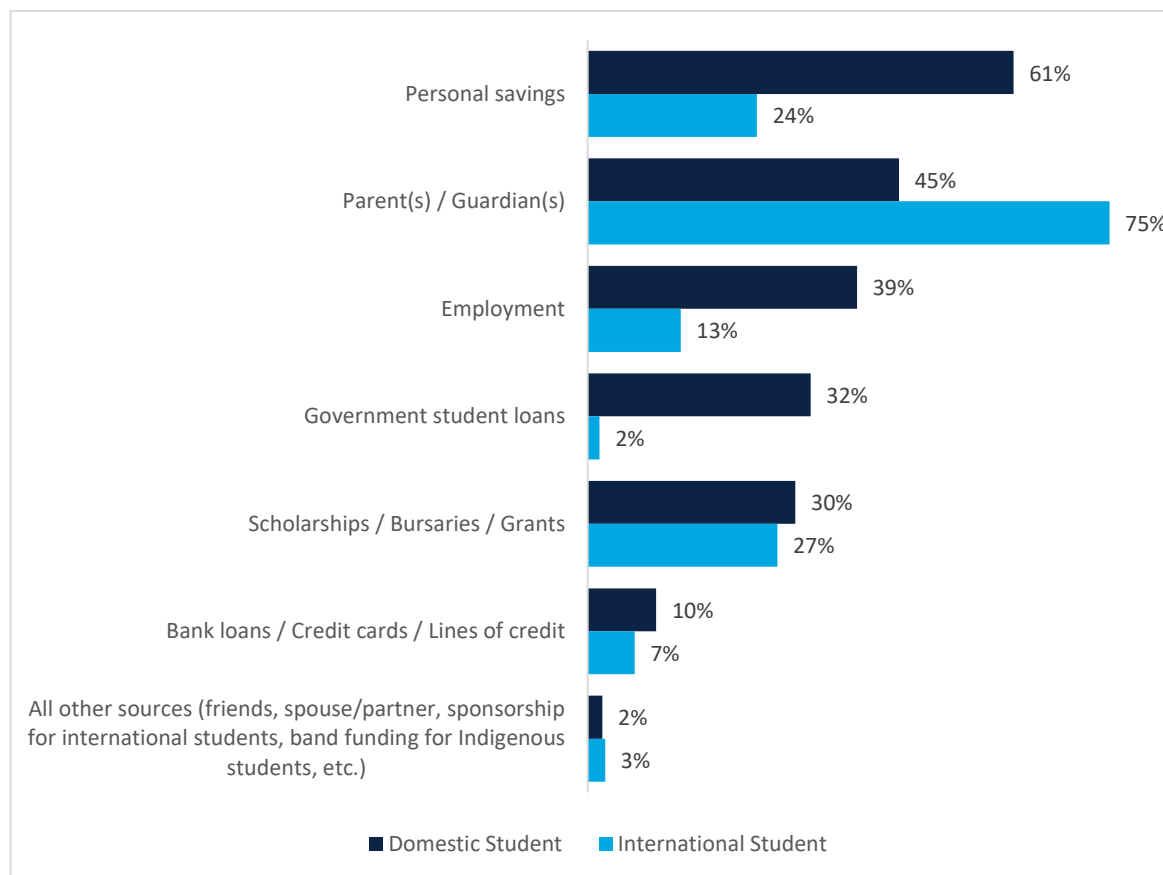


Domestic	777	76%
International	241	24%
Total	1018	100%

Survey Questions

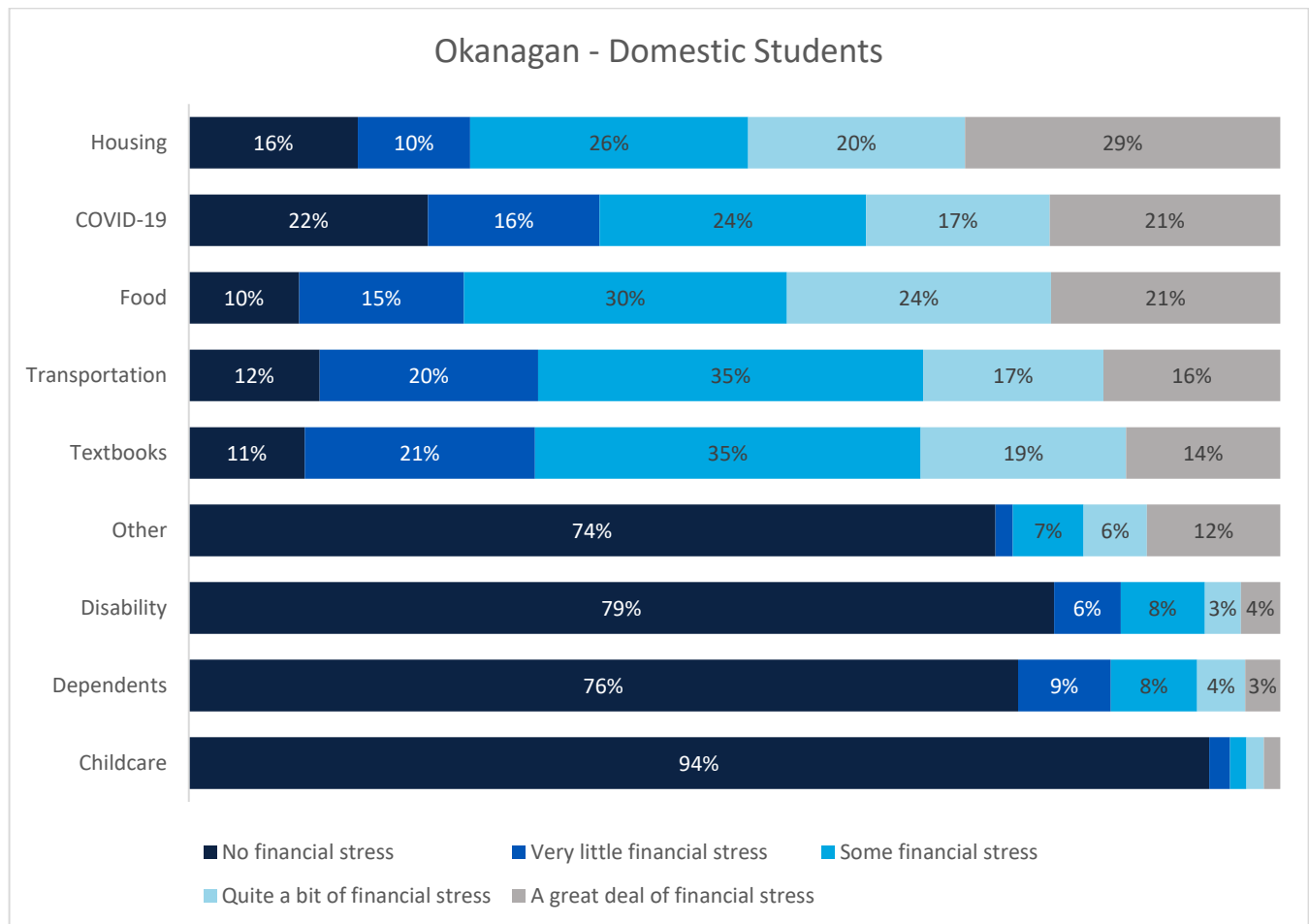
Q.1 What is/are your primary funding sources for tuition and living costs?

Respondents could select more than one choice



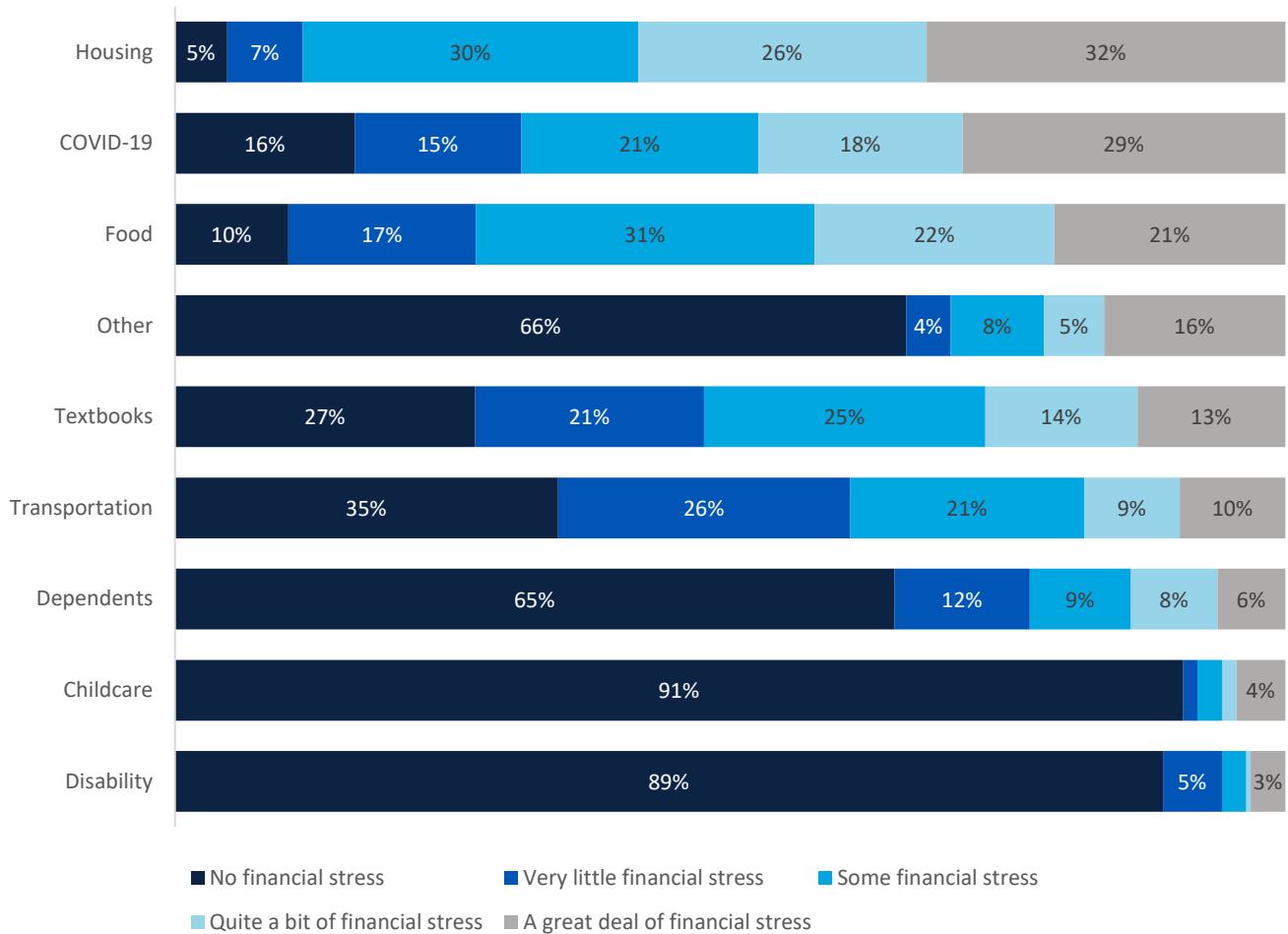
	Domestic Student		International Student	
Personal savings	468	61%	58	24%
Parent(s) / Guardian(s)	342	45%	179	75%
Employment	296	39%	32	13%
Government student loans	245	32%	4	2%
Scholarships / Bursaries / Grants	228	30%	65	27%
Bank loans / Credit cards / Lines of credit	75	10%	16	7%
All other sources (friends, spouse/partner, sponsorship for international students, band funding for Indigenous students, etc.)	16	2%	6	3%
Total	768		240	

Q.2 To what extent have you experienced financial stress due to any of the following reasons?



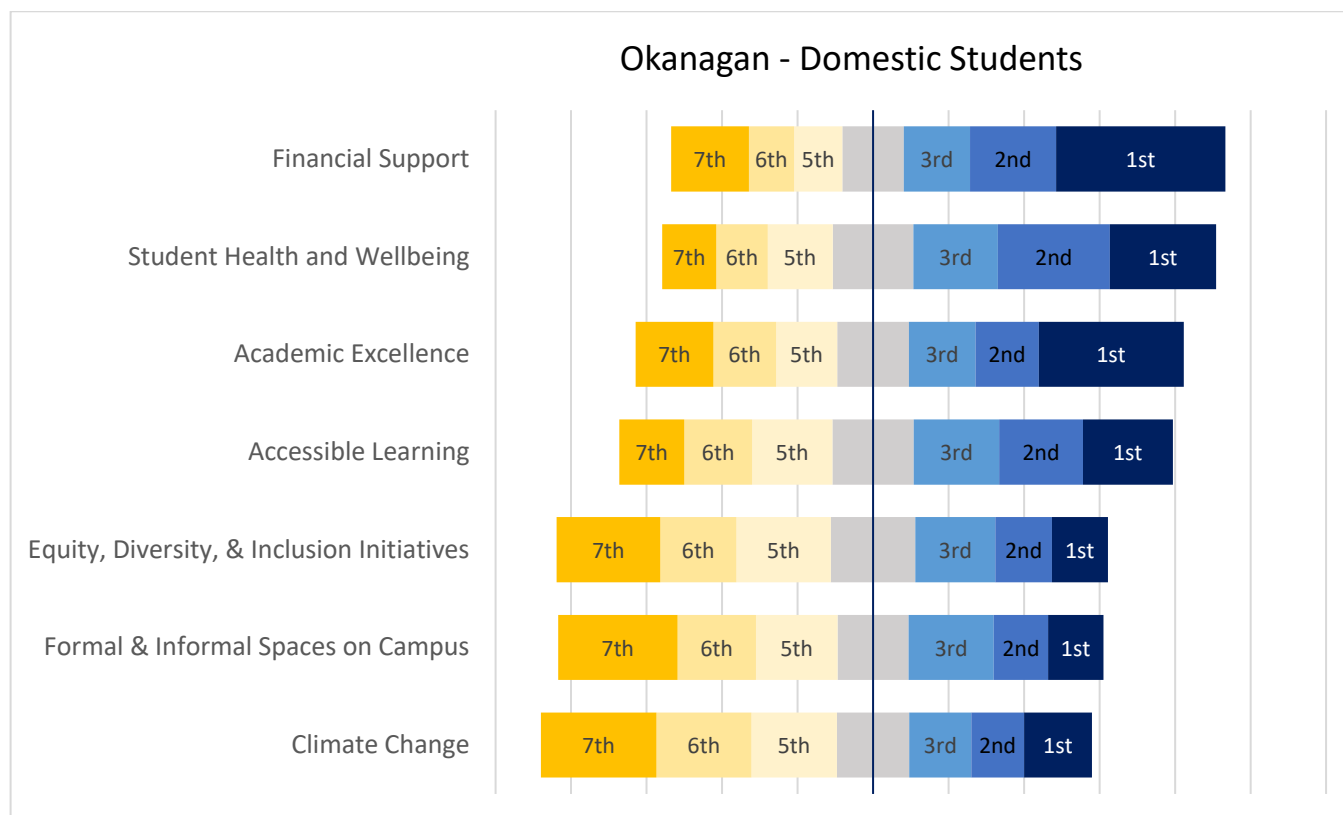
Domestic students	No financial stress		Very little financial stress		Some financial stress		Quite a bit of financial stress		A great deal of financial stress		Total
Housing	119	16%	79	10%	196	26%	153	20%	222	29%	769
COVID-19	166	22%	119	16%	185	24%	127	17%	160	21%	757
Food	77	10%	116	15%	227	30%	185	24%	161	21%	766
Transportation	92	12%	153	20%	270	35%	126	17%	124	16%	765
Textbooks	82	11%	163	21%	272	35%	145	19%	109	14%	771
Other	456	74%	10	2%	40	7%	36	6%	75	12%	617
Disability	595	79%	46	6%	58	8%	25	3%	27	4%	751
Dependents	564	76%	63	9%	59	8%	33	4%	24	3%	743
Childcare	695	94%	14	2%	11	2%	12	2%	11	2%	743

Okanagan - International Students



International students	No financial stress		Very little financial stress		Some financial stress		Quite a bit of financial stress		A great deal of financial stress		Total
Housing	11	5%	16	7%	71	30%	61	26%	76	32%	235
COVID-19	38	16%	35	15%	50	21%	43	18%	68	29%	234
Food	24	10%	40	17%	72	31%	51	22%	49	21%	236
Other	133	66%	8	4%	17	8%	11	5%	33	16%	202
Textbooks	63	27%	48	21%	59	25%	32	14%	31	13%	233
Transportation	80	35%	61	26%	49	21%	20	9%	22	10%	232
Dependents	149	65%	28	12%	21	9%	18	8%	14	6%	230
Childcare	207	91%	3	1%	5	2%	3	1%	10	4%	228
Disability	200	89%	12	5%	5	2%	1	0%	7	3%	225

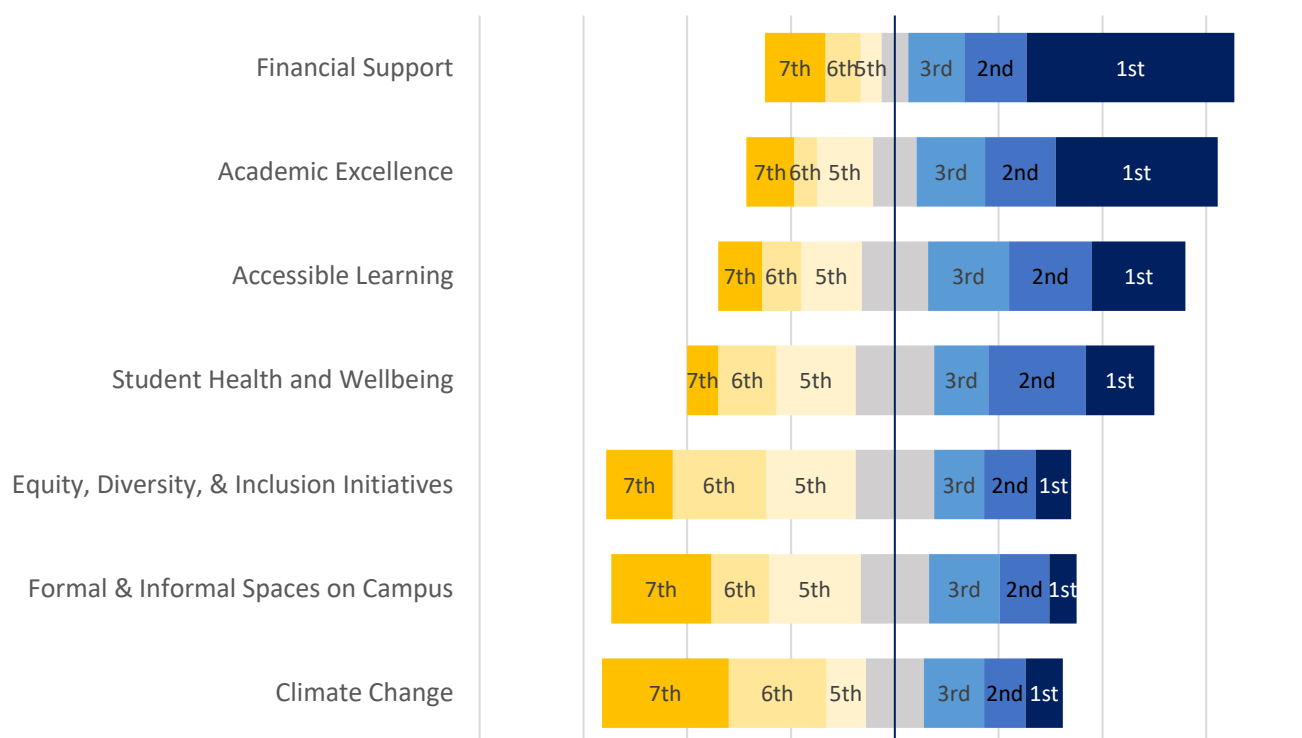
Q.3 Please rank the following areas that you feel deserves the most attention (a rank of 1 indicates your highest priority, 7 your lowest priority).



Ranked Priority	1 st	2 nd	3 rd	4 th	5 th	6 th	7 th	Total
Financial Support	31%	16%	12%	11%	9%	8%	14%	734
Student Health and Wellbeing	19%	20%	15%	15%	12%	9%	10%	734
Academic Excellence	26%	12%	12%	13%	11%	11%	14%	726
Accessible Learning	16%	15%	15%	15%	14%	12%	12%	733
Equity, Diversity, & Inclusion Initiatives	10%	10%	15%	15%	17%	14%	19%	730
Formal & Informal Spaces on Campus	10%	10%	16%	13%	15%	14%	22%	722
Climate Change	12%	10%	11%	13%	15%	17%	21%	730

Note: Percentages are out of the total number of rankings provided for that item. Many respondents only ranked their most/least important item(s), or a subset of items.

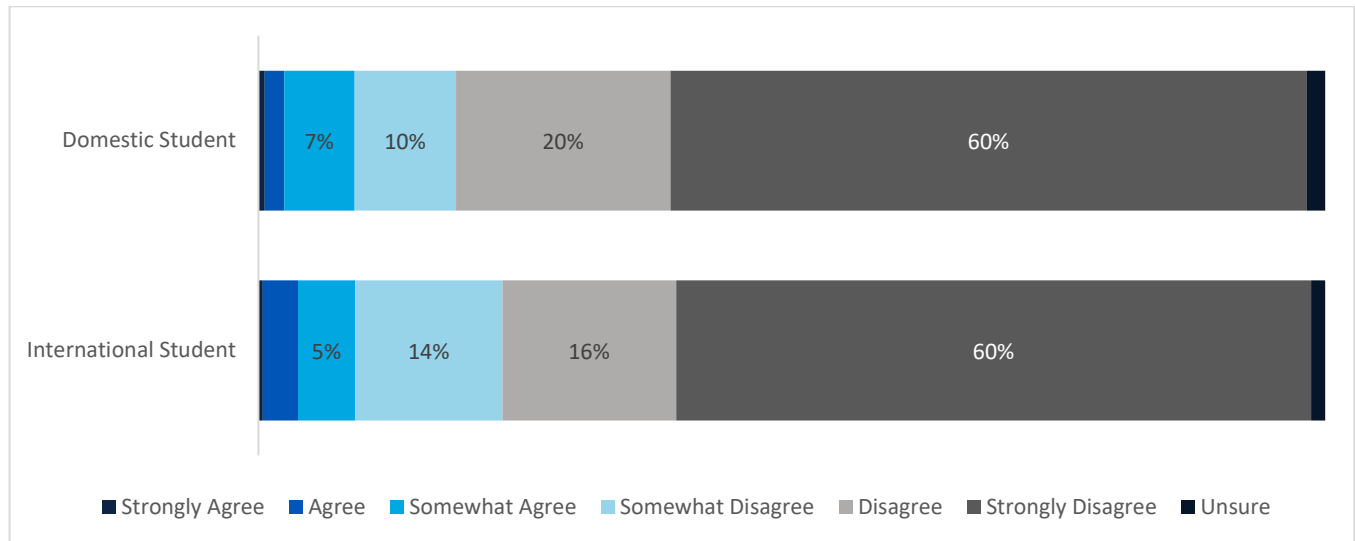
Okanagan - International Students



Ranked Priority	1 st	2 nd	3 rd	4 th	5 th	6 th	7 th	Total
Financial Support	44%	13%	12%	6%	4%	8%	13%	226
Academic Excellence	34%	15%	15%	9%	12%	5%	10%	227
Accessible Learning	20%	18%	17%	14%	13%	8%	9%	225
Student Health and Wellbeing	15%	21%	12%	17%	17%	12%	7%	225
Equity, Diversity, & Inclusion Initiatives	8%	11%	11%	17%	19%	20%	14%	224
Formal & Informal Spaces on Campus	6%	11%	15%	15%	20%	13%	21%	224
Climate Change	8%	9%	13%	13%	9%	21%	27%	222

Note: Percentages are out of the total number of rankings provided for that item. Many respondents only ranked their most/least important item(s), or a subset of items.

Q.4 Please rate your level of agreement with the proposed tuition increase, based on the rationale provided.

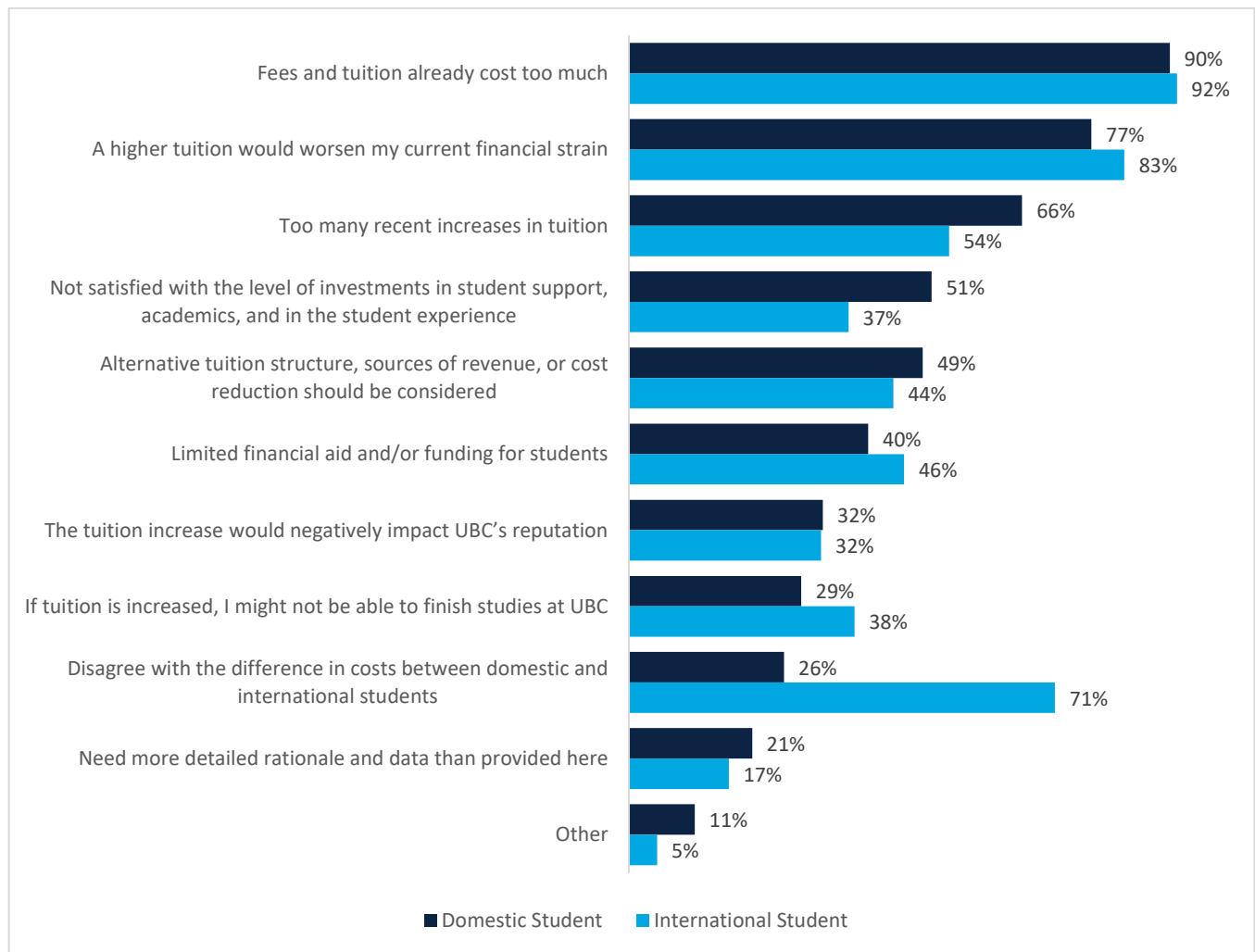


	Domestic Student		International Student	
Strongly Agree	5	1%	1	0%
Agree	14	2%	8	3%
Somewhat Agree	51	7%	13	5%
Somewhat Disagree	74	10%	33	14%
Disagree	156	20%	39	16%
Strongly Disagree	462	60%	143	60%
Unsure	13	2%	3	1%
Total	775		240	

89% of all respondents selected “Strongly Disagree”, “Disagree”, or “Somewhat Disagree”. 9% of all respondents selected “Somewhat Agree”, “Agree”, or “Strongly Agree”. 2% selected “Unsure”.

Q.4a Please tell us why you don't support the proposed tuition increase. Select all that apply or write in additional reasons in the space provided.

This question was asked to students that selected "Strongly Disagree", "Disagree", or "Somewhat Disagree" on Q.4. Respondents could select more than one choice.



	Domestic Student		International Student	
Fees and tuition already cost too much	622	90%	197	92%
A higher tuition would worsen my current financial strain	532	77%	178	83%
Too many recent increases in tuition	452	66%	115	54%
Not satisfied with the level of investments in student support, academics, and in the student experience	348	51%	79	37%
Alternative tuition structure, sources of revenue, or cost reduction should be considered	338	49%	95	44%

Limited financial aid and/or funding for students	275	40%	99	46%
The tuition increase would negatively impact UBC's reputation	223	32%	69	32%
If tuition is increased, I might not be able to finish studies at UBC	198	29%	81	38%
Disagree with the difference in costs between domestic and international students	178	26%	153	71%
Need more detailed rationale and data than provided here	142	21%	36	17%
Other	76	11%	10	5%
Total	688		215	

“Other” responses:

Themes from last year's consultation were used as a baseline for the open-ended “other” theme analysis. In addition, “concerns with online learning/access to resources” and “prioritize student health/mental health” were added as new themes. Themes are not mutually exclusive; indeed, most comments could be categorized into two or more themes (e.g. a comment about the difference between domestic and international tuition could also contain a comment about student diversity at UBC).

A total of 83 comments were analyzed. Each individual comment was read and categorized into one or more of the themes. Themes containing over 5 comments are included in the summary table below. Five themes were identified among all student comments.

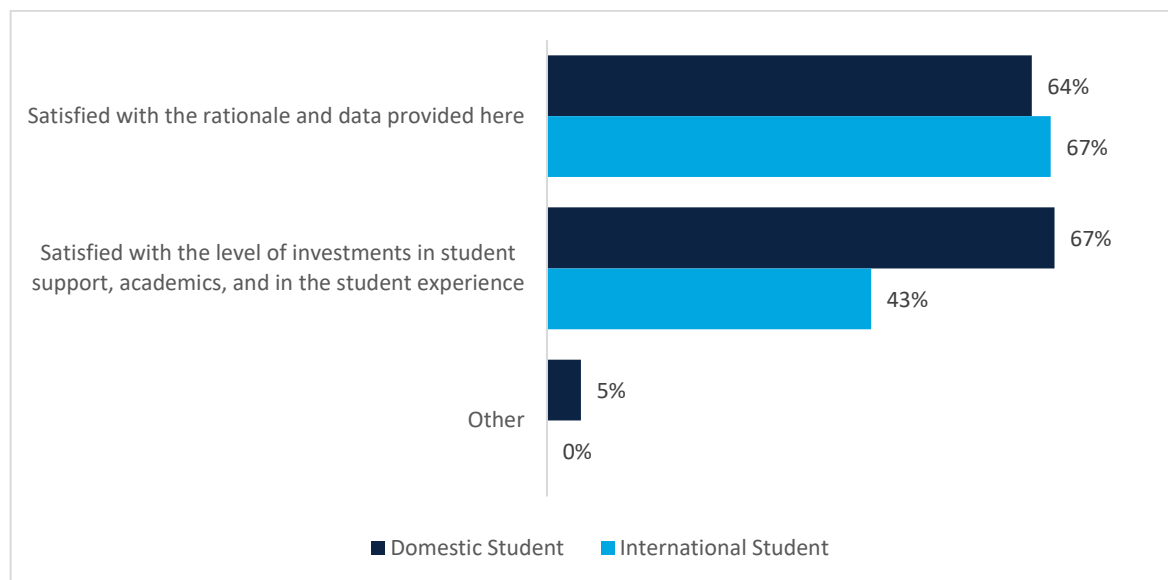
This year two main themes were Concerns with online learning/access to resources/reduced learning experience and Not getting value for money, e.g. no evidence of improvement.

The full set of verbatim comments can be found in Appendix 1.

Theme	# of comments within theme	% within total comments
Concerns with online learning/access to resources/reduced learning experience	39	47%
Not getting value for money, e.g. no evidence of improvement	19	23%
General concerns about COVID-19	11	13%
Questionable rationale and data + Rationale for spending should be different	8	10%
Cost of living and inflationary pressure on students	6	7%
Total	83	100%

Q.4b Please tell us why you support the proposed tuition increase. Select all that apply or write in additional reasons in the space provided.

This question was asked to students that selected “Somewhat Agree”, “Agree”, or “Strongly Agree” on Q.4. Respondents could select more than one choice.



	Domestic Student		International Student	
Satisfied with the rationale and data provided here	43	64%	14	67%
Satisfied with the level of investments in student support, academics, and in the student experience	45	67%	9	43%
Other	3	5%	0	0%
Total	67		21	

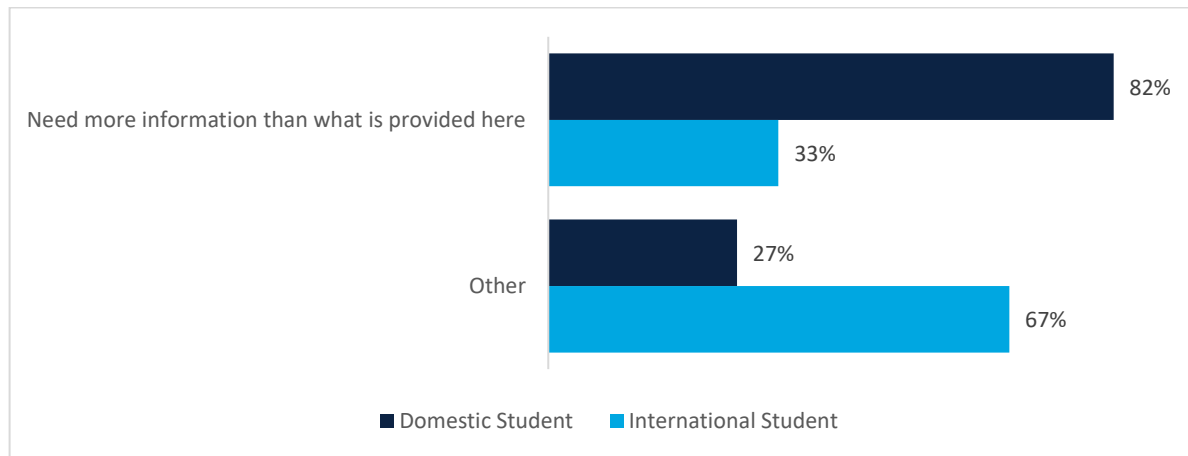
“Other” responses:

A total of 3 comments were analyzed. There were no common themes found among the responses

The full set of verbatim comments can be found in Appendix 1.

Q.4c Please tell us why you are unsure about the proposed tuition increase.

This question was asked to students that selected “Unsure” on Q.4.



	Domestic Student		International Student	
Need more information than what is provided here	9	82%	1	33%
Other	3	27%	2	67%
Total	11		3	

“Other” responses:

A total of 4 comments were analyzed. There were no common themes found among the responses.

The full set of verbatim comments can be found in Appendix 1.

Appendix 1: Verbatim Individual Student Comments

Q.4a Please tell us why you don't support the proposed tuition increase. Select all that apply or write in additional reasons in the space provided.

With much of my classes having moved online and many resources inaccessible, I find it hard for the UBCO to justify a price hike.
Professors still do not know how to efficiently/effectively teach online, and my tuition is raising is absurd
Less supports for international graduate students, don't see the improvement in graduate student spaces, more student, less space
Our classes aren't delivered in person as it is and we are being charged too much for something we aren't receiving properly
UBCO needs to take into account how COVID has added enough stress to students and has taken away normal uni experiences
I am currently paying tuition for services I am not allowed to access. Both semesters this year have been online.
I disagree as the 2022 winter semester is online students shouldn't have to pay full tuition fees in the first place
Tuition costs should have been reduced throughout the COVID-19 closure of the campus as students were unable to utilize
The tuition rate is far too high for online learning.
My first two years have been online. It is unfair to increase tuitions for students who haven't even experienced class in person.
With online/ hybrid learning there are already lots of resources student tuition is paying for that are inaccessible.
Experiences on campus, not supportive, have to finish studies at home/online due to lack of security
The poor quality of classes the past few semesters doesn't justify the cost of tuition.
You guys are joking about the increase right? During Covid times? This is a joke right? Please?
You cannot justify an increase when there are essentially no extra curriculars and all class is online. Straight extortion.
Classes aren't even at school so why should we pay more to still be sitting at home
Courses are online but we're still having to pay full tuition and fees for a campus we can't visit
we need a focus on student health and better health care and benefits. chiro/massage needs to be covered more. Acupuncture etc
The university is wasting money in areas that should not be their concern and aren't improving due to the money spent on them.

I have recognized little difference in allocation of finances to improve UBC with increased tuition, Poorly trained professors,
We keep going back online so we don't do much at the school
Living in Kelowna is financially draining enough for students and these tuition increases add insult to injury.
The quality of education I receive is not very high. Additionally, school does not properly consider student health during covid
We should be paying less for classes that are online anyway since the university resources aren't being used from home.
2 years of a poor and incomplete online education with less meaningful inflated grade averages, just to pay more.
Fiscal entropy. There is a ZERO (0) % chance that the average student gets more value out than they put into the bureaucracy.
2020, there was a tuition increase with an inverse drop in quality of education. This university is become a for profit venture
Overall satisfied with the current situation after the last tuition increase. Don't feel too strongly about needing another
1) Tuition should be lowered during Covid or if online continues, 2) too much \$ allocated for admin bloat
Disagree with spending for the new campus in surrey
I do not agree because of the ever-increasing food prices, skyrocketing housing prices of Kelowna, and impacts of COVID-19.
The quality of education has fallen off a cliff in the past few years, I was expecting a decrease if anything.
Tuition increase does not make sense in the context of online learning and ongoing COVID-19 surges/response triggering hardship.
The BFA already makes us pay for other things that is not included in tuition. I'm paying for each class and an additional \$400
Money being invested in the wrong places. Building development when we are online makes zero sense.
the move to online learning significantly decreases the quality of education and administrative support (very lacking)
As the university has basically been closed for two years the cost of taking care of the infrastructure should have decreased
Why am I paying for student union and gym membership if they are either closed or I cannot use bc I am unvaxxed? Let me opt out!
Increased tuition while delivering lower quality education (due to online instruction, according to students) is unacceptable
It is extremely difficult to find a job in the midst of this pandemic to support my education, so please do not increase the fee

Course quality is continuing to drop each semester during the pandemic without any beneficial results from previous increases.
If classes are online, there should NOT be an increase in tuition because students will not get the real "university experience"
Inflation of cost of living with stagnant Graduate student stipends
details are too broad and don't justify increase
You dumbasses can't keep raising it for no damn reason. What new services have you provided since the last time huh?
For the last 2 years students have been teaching themselves while online. To deliver online does not have the same expenditures
Based on the evidence provided I don't believe that this will have any tangible benefit to students especially students in need
Education quality & amount of useless tenured professors already doesn't match exorbitant costs
Chose to attend UBC over UofT because of their price increases for international students.
With the majority of classes being online, I really feel like the Academic Excellence has gone down.
The quality of my education (That I paid over \$7000 this year for and restricted me to work a part time job) has been diminished
The quality of education has been greatly decreased since the COVID-19 pandemic. It is unfair to charge students the same online
COVID has stressed student budget , with everything online and still charging full tuition is crazy!
I strongly believe that it's unreasonable to increase tuition in a time where the quality of instruction has decreased so much.
Why in the world am I needing to pay more for worse education
We pay so many fees that have nothing to do with our quality of education and are non negotiable or even used by majority of stu
Students should not pay more for education, as we have been forced into online school for 2.5 years at this point
I feel like UBC has many unnecessary expenses they could cut to make this money, although I know fee increase is inevitable
Healthcare for international students is disregarded especially their mental health (it is almost never accessible)
have not felt like I've gotten the level of education I've paid for through online schooling.
We are paying full tuition this year for UBC's choice of a below average learning experience online.

I dont feel raising tuition during a pandemic and online school is fair at all. We are barely taught as is.What are we paying 4?
Receiving virtual education as opposed to the expected in-person learning does not seem as though it should cost us more
We have been online, many of us not on campus, yet we are still subject to fees like the athletic and recreation fees
With COVID learning online already doesn't have the same value as in-person
You guys literally just increased it by 2% last year. Just increase it however much you want to and keep it consistent
with Covid-19 students have not been able to use campus resources but we are still being charged.
Covid19 has impacted thousands of families here at UBC and this is most definitely not the right time to increase tuition.
We already had to sit there at home and pay full tuition even though we pay for our internet, lights, electronics, etc not fair
what we get to work as RA and TA have not increased and renting has increased bay by by %40 during last two years.
No funding and less than 2% TA/RA requirement for Graduate students of specialized fields
It's all bullshit, we're all just broke and trying to survive
Paying more for a significantly worse experience.
How can you justify doing this to young people during a pandemic or any other time honestly.
Doing 100% online courses, why the tuition increase when class quality has dropped, what are costs outside of wages?
In person classes have not been offered, yet there was an increase in tuition last year.
It is not clear how in a remote learning environment that costs to the university have actually increased, if at all.
tuition increases do more harm to disadvantaged students/POC, I've provided feedback for years and don' feel listened to
After having my entire school year be online, I barely even feel a member of this school so it is hard for me support this.
statements made are general and provide no context for expenses (i.e., what does "advancing action on climate change entail"?).
With Covid restrictions being active my course is already mostly online, I have barely used your facilities. Unacceptable.
We have had to be online to close to 2 years and we did not get any reduction in tuition. We paid more to be online.
You speak to equity & inclusion, yet based on international fees only the elite higher income international students can afford

Q.4b Please tell us why you support the proposed tuition increase. Select all that apply or write in additional reasons in the space provided.

The tuition increase is an appropriate amount considering year over year inflation.
Recent Covid related events, so it makes sense that some things will increase slightly. But no explicit reason was given.
Inflation up 5%, tuition only up 2%. Can't complain.

Q.4c Please tell us why you are unsure about the proposed tuition increase. Select all that apply or write in additional reasons in the space provided.

Why does tuition and student fees keep increasing when the school has been online for almost 2 years?
I don't understand any of it. What the increase will change. Ive tried reading and understanding everything above.
If the money is used to provide more online courses or hybrid with option not to return to campus. I agree with the increase.
It's expensive enough

UBC Tuition Engagement

March 2022

Ainsley Carry, Vice-President Students

Andrew Szeri, Provost and Vice-President Academic (UBC Vancouver)

Rehan Sadiq, Provost and Vice-President Academic pro tem (UBC Okanagan)



POLICY LR4: CONSULTATION WITH STUDENTS ABOUT TUITION AND MANDATORY FEES: PROCEDURES



2. Constituents

2.2. For Tuition and Mandatory Fees that apply across multiple Faculties, the Responsible Executive will consult with the Alma Mater Society of the University of British Columbia, the Graduate Student Society of UBC Vancouver, and the University of British Columbia Students' Union Okanagan, as appropriate, and in addition, may consult more broadly with the general student body.

5. Consultation Process for General Increases to Tuition and Mandatory Fees that Apply Across Multiple Faculties

5.1 - The Responsible Executive will establish a schedule of formal meetings and mechanisms for the consultation process(es) that will take into consideration comments from the Elected Student Leadership and will be guided by best practices. The schedule will allow sufficient time for students and the Elected Student Leadership to respond in an informed manner

TUITION ENGAGEMENT APPROACH



- The Administration worked with the Student Leadership (AMS/GSS/SUO) to expand the number of budget information sessions. The purpose of the expansion was threefold:
 1. to increase our collective understanding of the scope of financial issues considered when constructing the university budget
 2. to comply with the tuition consultation policy
 3. to solicit greater input from elected student leaders about student financial priorities.
- This approach follows the guidelines of Policy LR4 and supports an engaged and informed approach specifically supporting:
 - Our elected student leaders to have an informed understanding of the University's budget and budget process
 - Better understanding student needs, concerns with regards to proposed tuition increases
 - In-depth understanding of student priorities linked to budgetary needs

PREFACE



- The Administration has recently concluded student consultations on a **4%** tuition increase for all new international students and a **2%** tuition increase for all international continuing students and all new and continuing domestic undergraduate and graduate students. This 2% increase also applies to all mandatory fees.
- 4,798 respondents completed this year's student tuition consultation, a decrease of 942 (~20% decrease) from the 2021/22 consultation.

2022-2023 TUITION CONSULTATION SCHEDULE

August to October

- The Administration worked with student leadership to expand the number of budget information sessions which included:
- Budget 101
- Budget 101 TAM Model
- Student Leadership Priorities
- BoG proposal
- Prepared by PVPA, VPFO, and VPS outlining the tuition planning and consultation process

December to February

- VPS, PVPA prepare materials for consultation website, survey, and communications
- Jan 19
Consultation launch
Email to all students
Website and feedback form live
- Ongoing
Analysis of student feedback
- Feb 10
Reminder email to students
- Feb 18
Consultation close
- Final analysis of consultation and student feedback
- Reporting on student engagement with communications

February & March

- Week of February 28
 - VPS discussion on student feedback with AMS, GSS, UBCSUO - to help inform whether they wish to provide written comments for the BOG through the VP Students
- March 4
Submission deadline for BoG documents prepared by PVPA, VPFO, and VPS
- March 16/17/22
- BoG Committee meetings
- March 31
- BoG Meeting

April

- April – dates TBD
Update tuition fees on SISC and Academic Calendar
- Board Report to consultation website
- If approved:
 - Tuition increase email to all students
- Tuition adjustments
- for students registered
- in Summer Session courses



COMMUNICATION TIMELINE | JAN 19–FEB 18 2022

Jan 19

- **Email to all students informing** them that the consultation is open, directing to the consultation site, and encouraging feedback
- **Toolkit shared with faculty communicators** to share through student-facing newsletter and social channels
- **Website updated** and **survey launched**

Feb 10

- **Reminder email** to all students informing them of the consultation closing date, and to encourage feedback

Feb 18

- Tuition engagement closed

IMPACTS TO ENGAGEMENT



Students received the following emails during the engagement period

Jan 13-Feb 9

- Undergraduate Experience and Academic Integrity Surveys
- Split audience, multiple reminder emails

Jan 26

- Broadcast email: In-person classes for Winter Session Term 2

Jan 20

- Broadcast email: Campus vision 2020 engagement

UBC's COVID-19 Rapid Testing Program

- Feb 1: Notification to students required to start rapid testing
- Feb 10: Deregistration warning to non-compliant students
- Feb 18: Notification of pause to disciplinary action to Feb 28



WEBSITE TRAFFIC AND ENGAGEMENT

Consultation survey accessible only via CWL. All registered students could review and submit comments. All identifying information was stripped from submissions.

Website engagement

- 25,961 pageviews to consultations website (-34.5% from 2021/22)
- 88.2% new visits, 11.8% return visits
- 2:08 minutes average session length
- 4,798 submissions received before data cleanup

Traffic sources

- Direct email campaign: ~93.5%
- Direct link: ~5.3%
- Other sources: ~1.2%

SURVEY SUBMISSIONS

Survey submissions for 2022/23

- Student population: 72,281
- Total submissions: 4,798
- Unique respondents: 4,667
- Percentage of student population: 6.5%

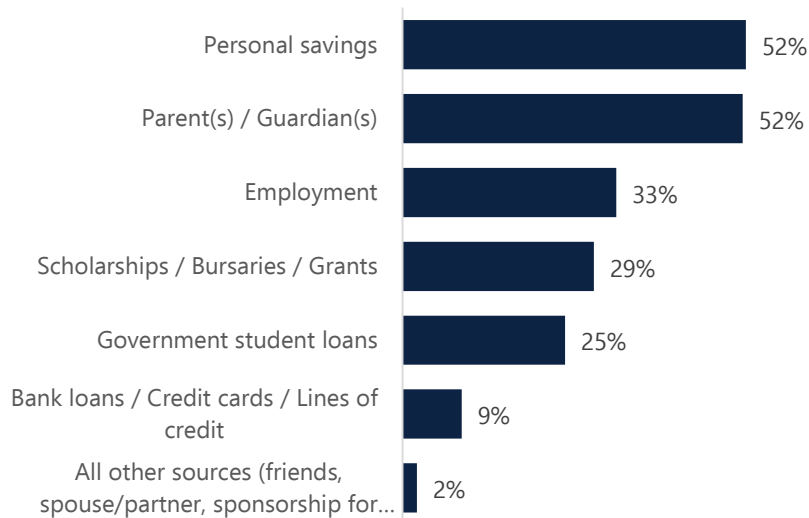
Change from 2021/22 consultation

- Total submissions: - 942 (-20.8%)

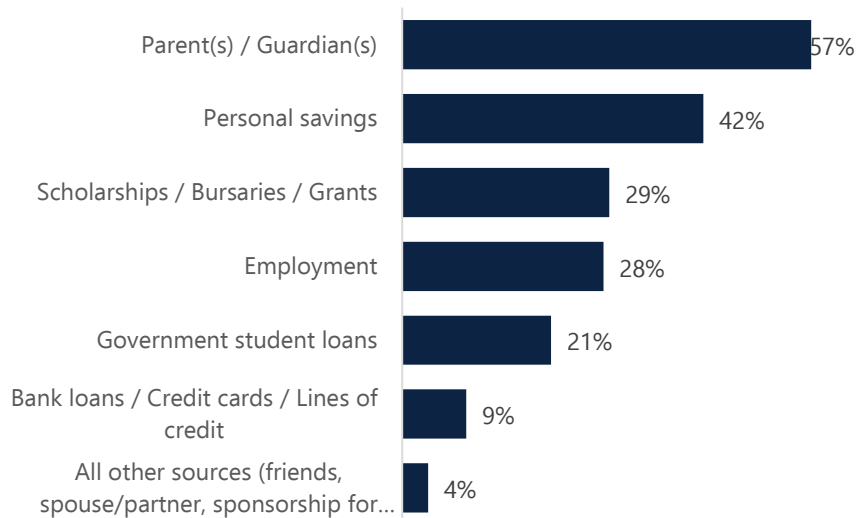
SURVEY QUESTIONS

Q. 1 What is/are your primary funding sources for tuition and living costs?

Okanagan Results (1,008 responses)



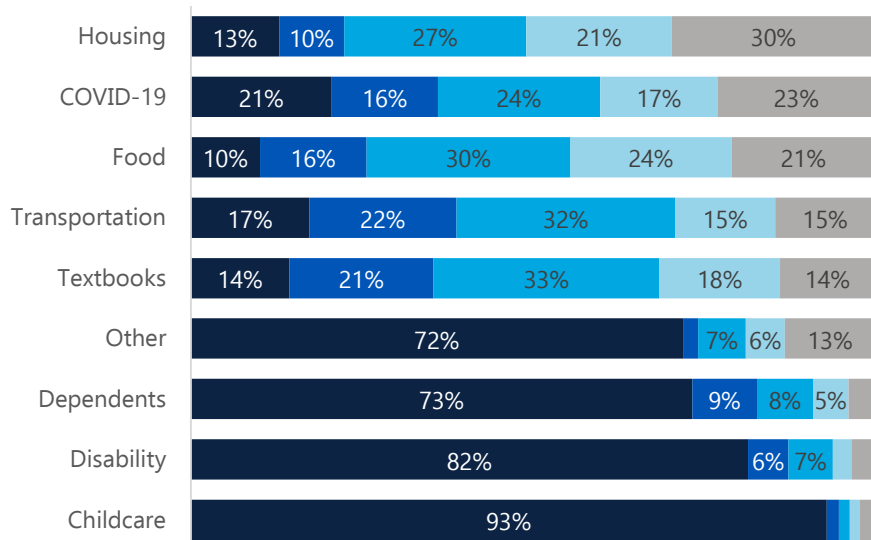
Vancouver Results (3,489 responses)



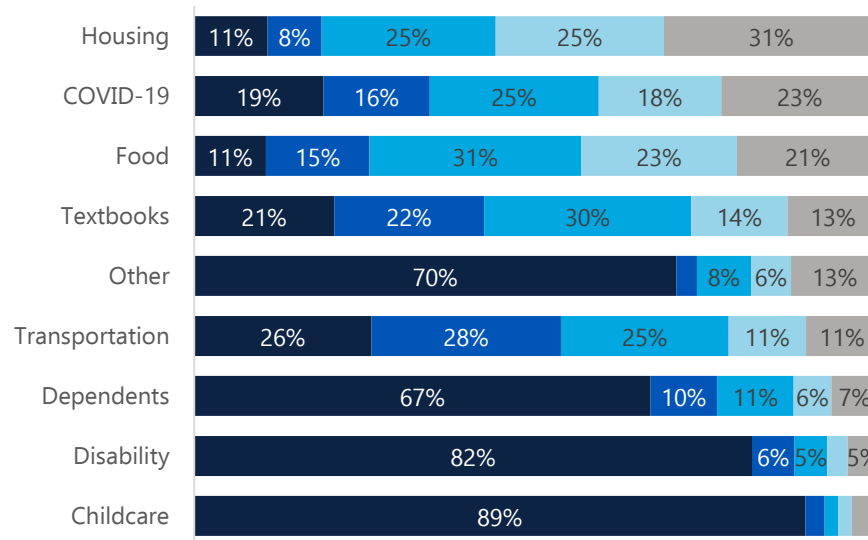
SURVEY QUESTIONS

Q. 2 To what extent have you experienced financial stress due to any of the following reasons?

Okanagan Results



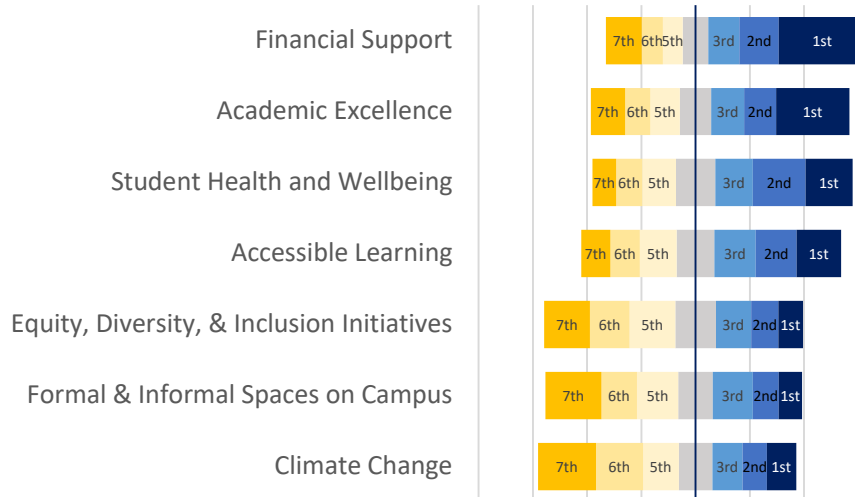
Vancouver Results



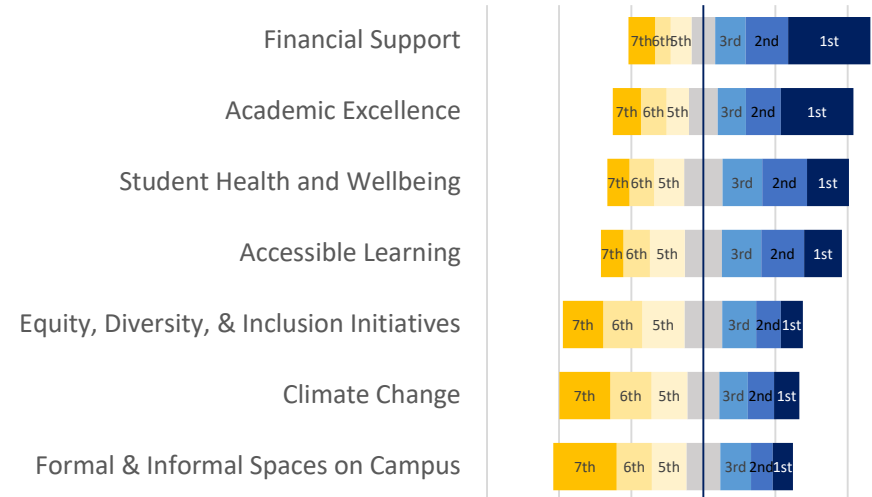
SURVEY QUESTIONS

Q. 3 New: Please rank the following areas that you feel deserves the most attention (a rank of 1 indicated your highest priority, 7 your lowest priority). Academic Excellence; Accessible Learning; Climate Change; Equity Diversity and Inclusion Initiatives; Financial Support; Formal and Informal Spaces on Campus; Student Health and Wellbeing.

Okanagan campus



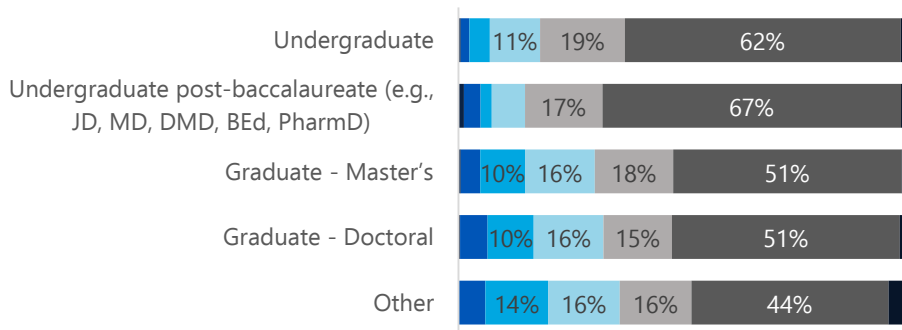
Vancouver campus



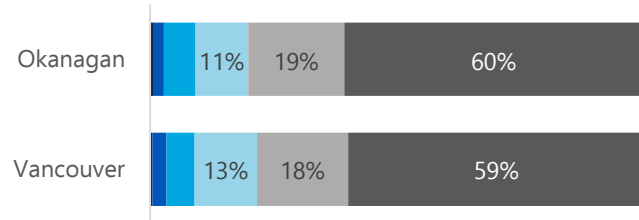
LEVEL OF AGREEMENT WITH TUITION INCREASE

Q. 4: Please rate your level of agreement with the proposed tuition increase

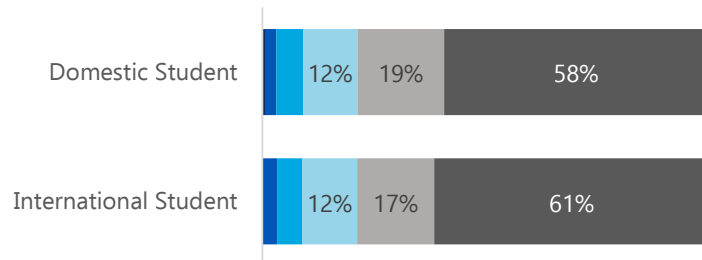
Degree type



Campus



Enrolment type

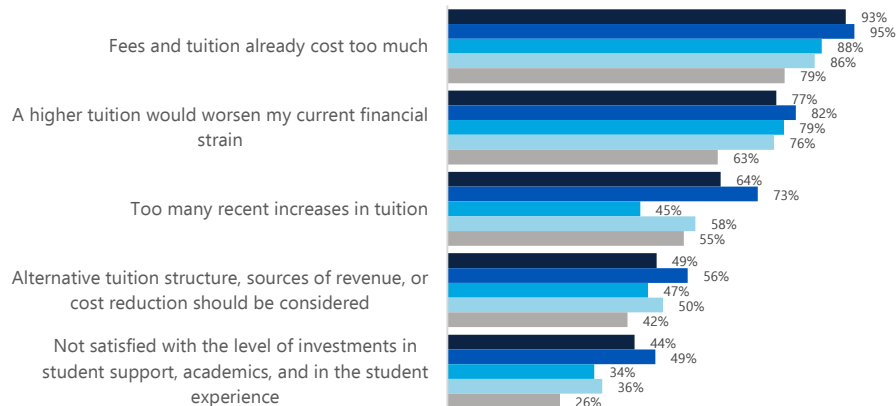


■ Strongly Agree ■ Agree
 ■ Somewhat Agree ■ Somewhat Disagree
 ■ Disagree ■ Strongly Disagree
 ■ Unsure

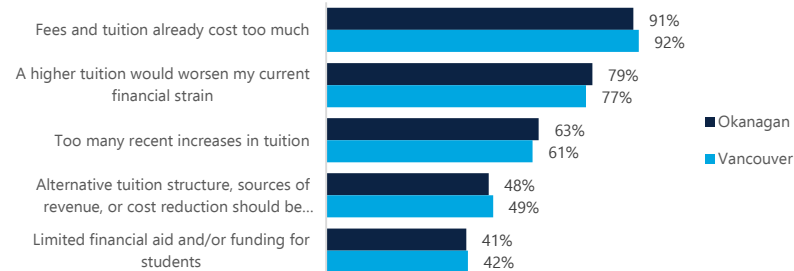
LEVEL OF AGREEMENT WITH TUITION INCREASE

Q. 4a: Please tell us why you do not support the proposed tuition increase. Select all that apply or write additional reasons in the space provided.

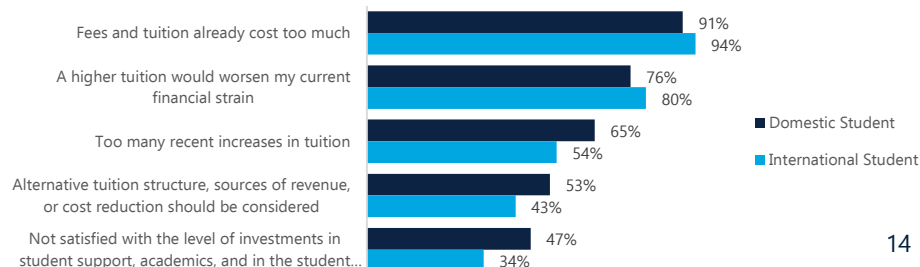
Degree type



Campus



Enrolment type

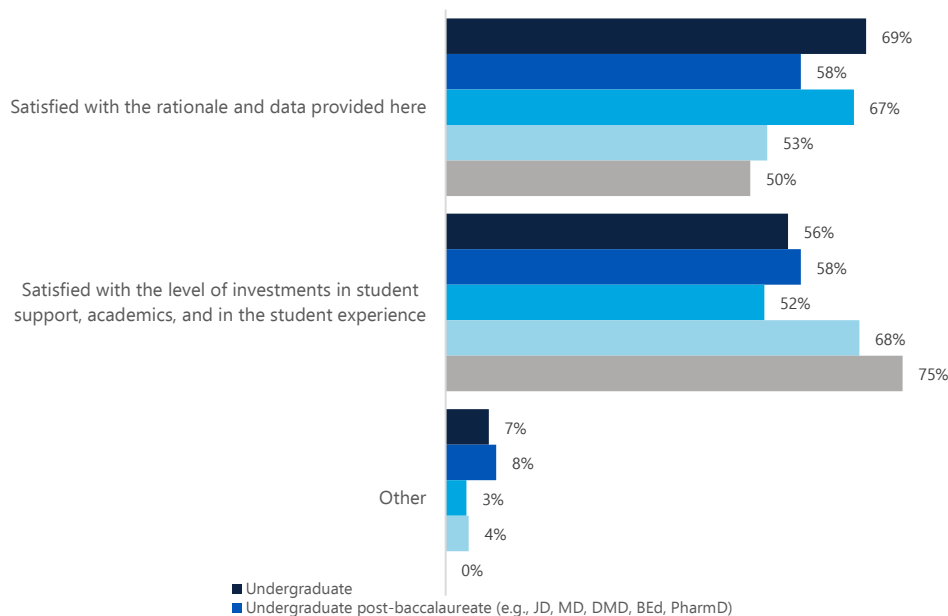


LEVEL OF AGREEMENT WITH TUITION INCREASE

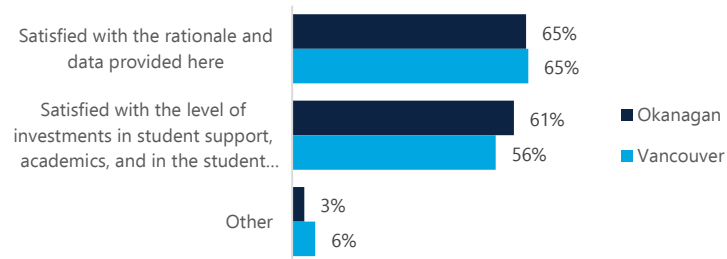


Q. 4b: Please tell us why you support the proposed tuition increase. Select all that apply or write additional reasons in the space provided.

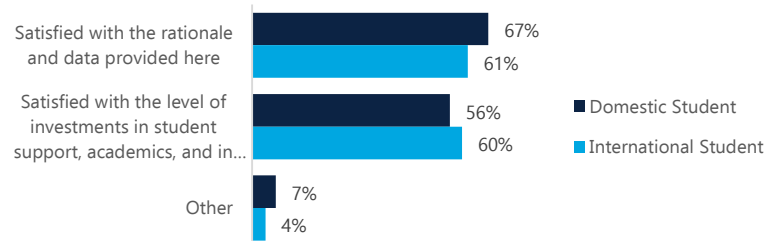
Degree type



Campus



Enrolment type





THE UNIVERSITY OF BRITISH COLUMBIA

FINANCIAL SUSTAINABILITY PLANNING

TUITION PLANNING



MARCH 2022

TOPICS

1. Preface
2. Current landscape
3. Tuition proposal and impact
4. Administration's considerations and recommendations



PREFACE



- UBC continues to maintain one of the lowest domestic tuition rates amongst BC peers, and international tuition rates commensurate with UBC's Times Higher Education World ranking position within its peer group. Across peers, UBC is the second largest provider of student financial aid as a percentage of tuition revenue
- Student financial aid is considerable and growing rapidly, ensuring access by providing support for an increasing number of students each year. At the same time, debt levels at graduation have remained relatively constant
- Recommendations included in the Student Affordability Task Force Report ensure that our students' affordability barriers continue to be addressed
- The Administration has recently concluded student consultations on a **4%** tuition increase for all new international students and a **2%** tuition increase for all international continuing students and all new and continuing domestic students. This 2% increase also applies to all mandatory fees.
- 4,798 respondents completed this year's student tuition consultation, a decrease of 942 (20% decrease) from the 2021/22 consultation.

CURRENT LANDSCAPE



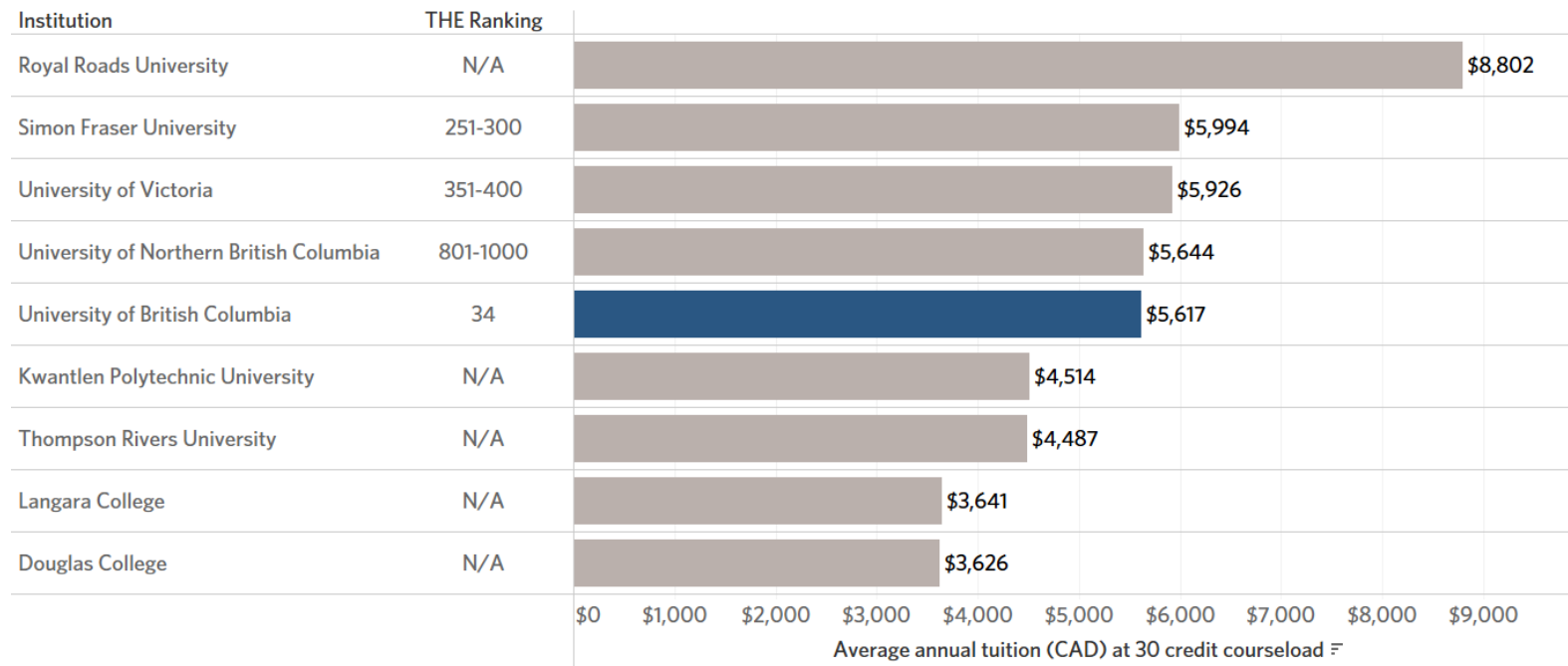
PEER INSTITUTIONS INSIGHTS – TUITION AND STUDENT FINANCIAL AID

- UBC regularly conducts a tuition benchmarking exercise using a Board of Governors approved methodology
- For this year, UBC also benchmarked the amount of student financial aid as a percentage of tuition revenue
- The benchmarked peer institutions include several members of the U15 Group of Canadian Research Universities (University of Toronto, McGill University, McMaster University), members of the Research Universities' Council of British Columbia, Kwantlen Polytechnic University, Douglas College and Langara College
- With the exception of Thompson Rivers University, **UBC's domestic tuition is the lowest** of the research institutions in the peer group
- UBC's **international tuition is lower than that of the University of Toronto and McGill University** and the highest of its BC peers, which is commensurate with UBC's Times Higher Education World ranking position within this peer group
- Of the peer group, **UBC is the second largest provider of student financial aid** as a percentage of tuition revenue



ANNUAL DOMESTIC TUITION AT SELECT BC INSTITUTIONS: BA & BSC PROGRAMS

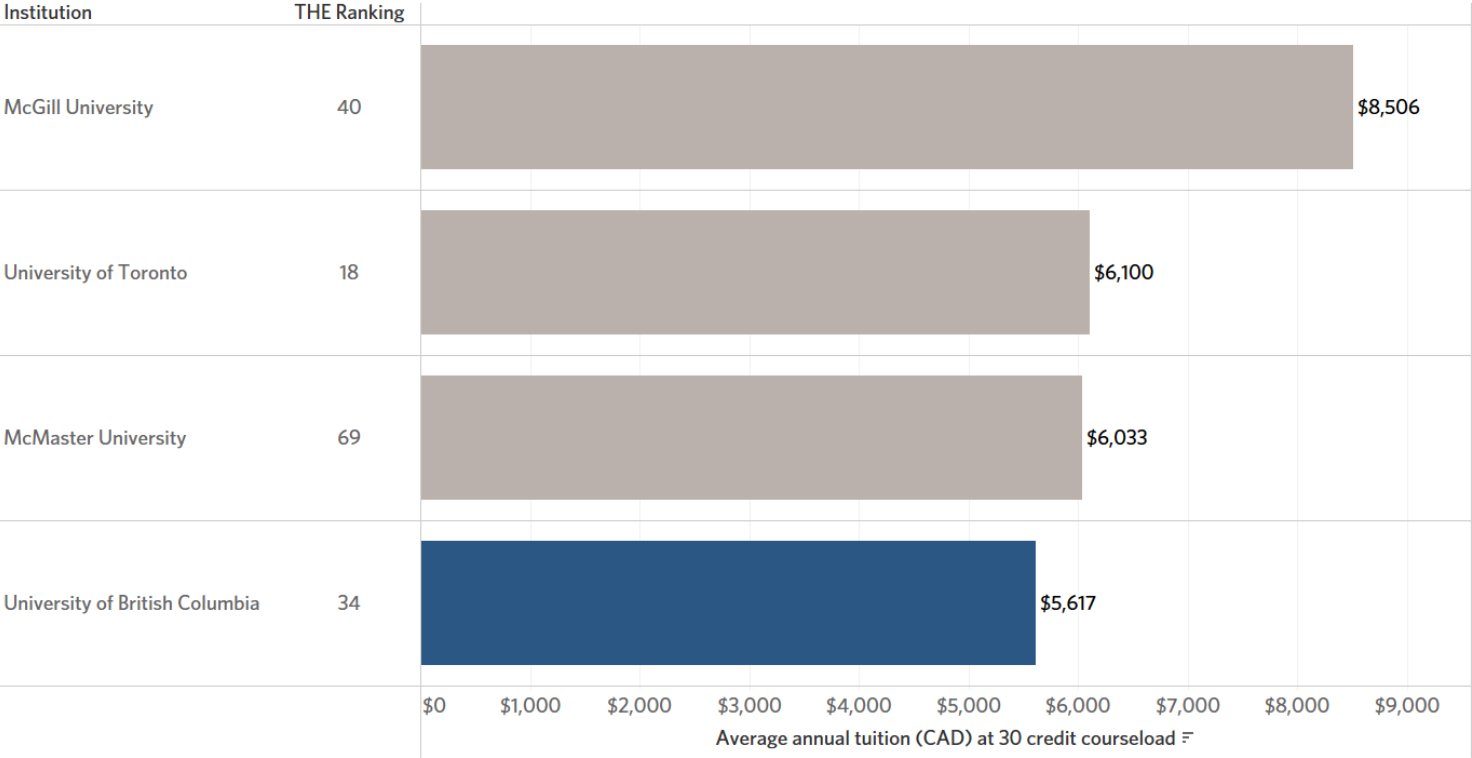
Annual Domestic Tuition at Select BC Institutions: BA & BSc Programs



Note: With the exception of Langara (2022/23 rates), all rates are for the 2021/22 academic period. Per the Statistics Canada report on Tuition Fees for Degree Programs 2021/22 (released 09/08/21), domestic tuition is on average \$6,693 for the 2021/22 academic year.

ANNUAL DOMESTIC TUITION AT SELECT U-15 RESEARCH UNIVERSITIES: BA & BSC PROGRAMS

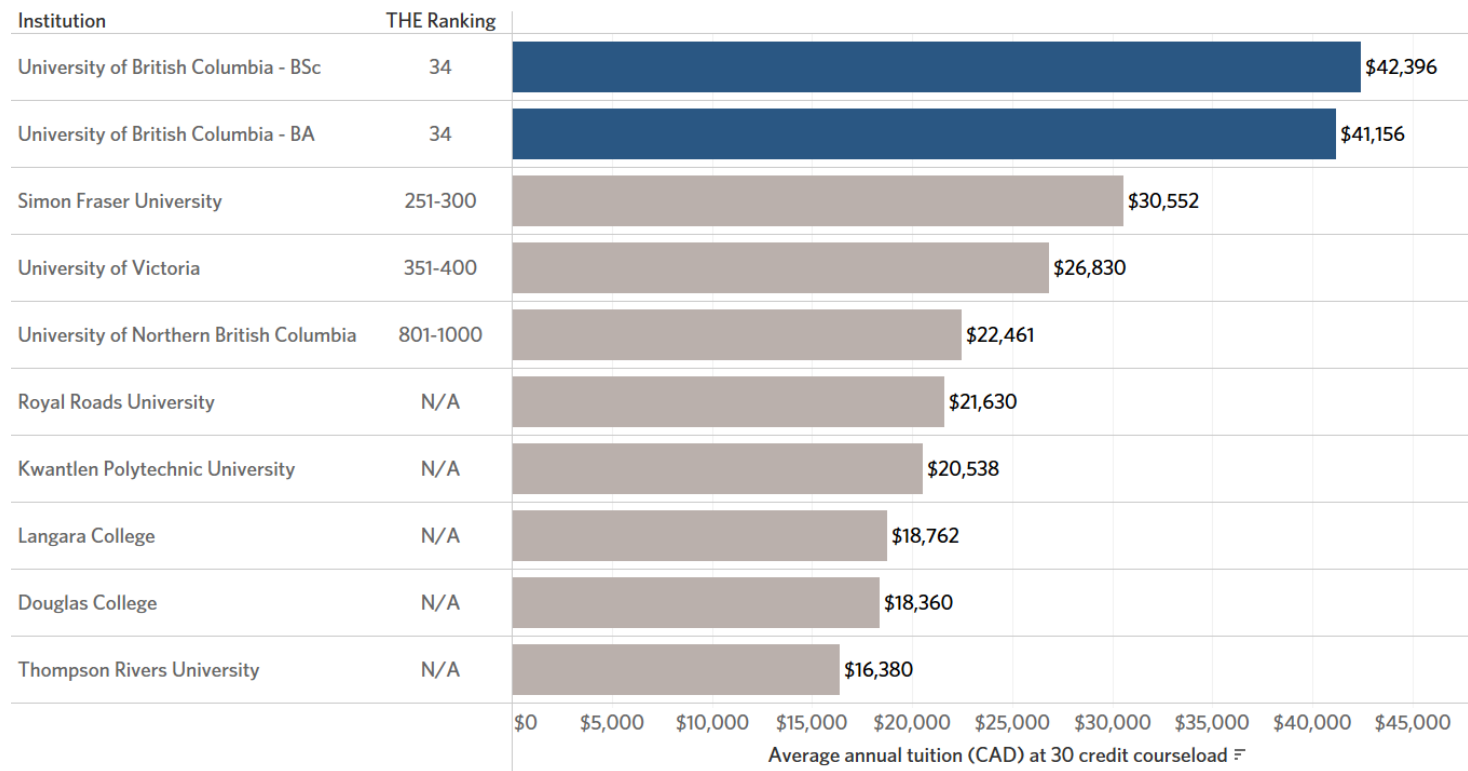
Annual Domestic Tuition at Select U-15 Research Universities: BA & BSc Programs



Note: All rates are for the 2021/22 academic period. Per the Statistics Canada report on Tuition Fees for Degree Programs 2021/22 (released 09/08/21), domestic tuition is on average \$6,693 for the 2021/22 academic year. Both McGill and McMaster assess a lower rate of tuition for in-province students (out-of-province rates reported above).

ANNUAL INTERNATIONAL TUITION AT SELECT BC INSTITUTIONS: BA & BSC PROGRAMS

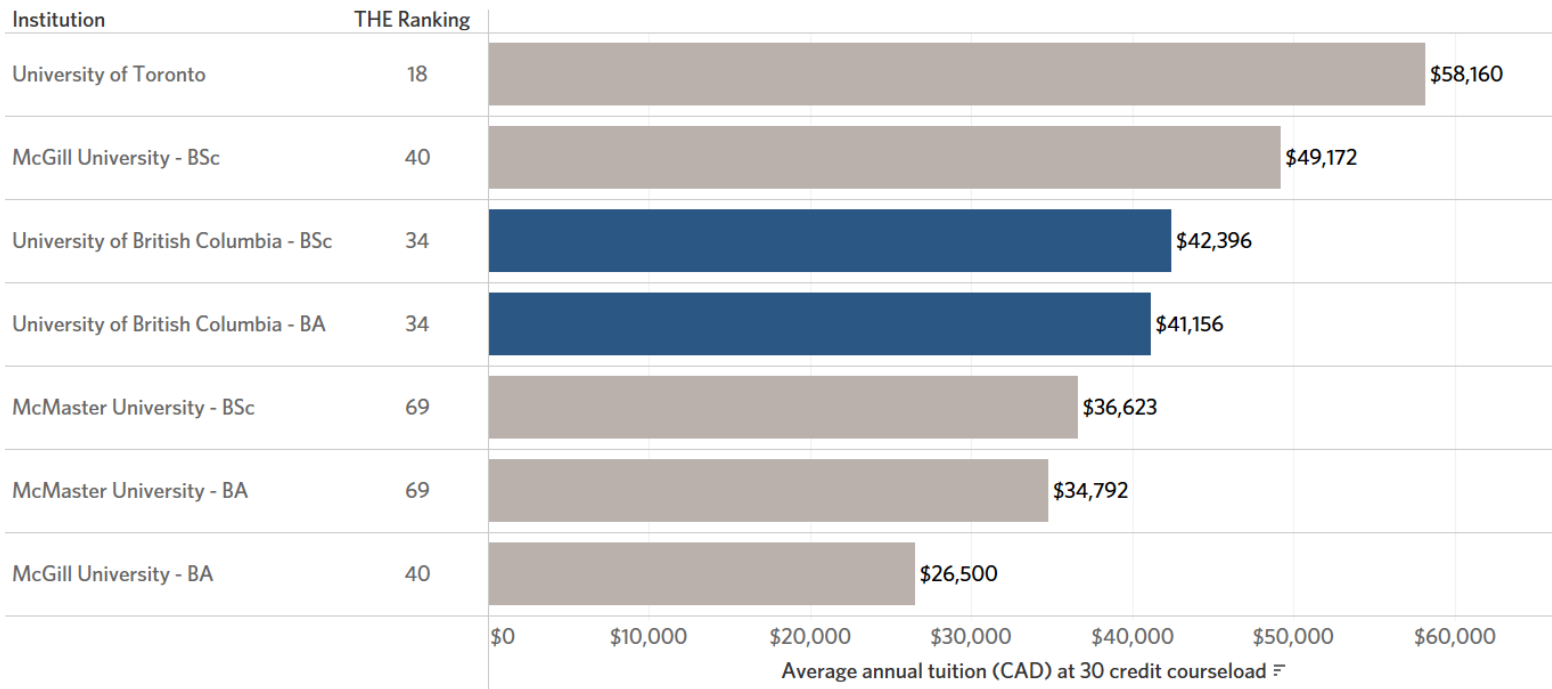
Annual International Tuition at Select BC Institutions: BA & BSc Programs (2021/22)



Note: Institutions are listed twice when their tuition rates differ for BA and BSc Programs. All rates are for the 2021/22 academic period. Per the Statistics Canada report on Tuition Fees for Degree Programs 2021/22 (released 09/08/21), international tuition is on average \$33,623 for the 2021/22 academic year.

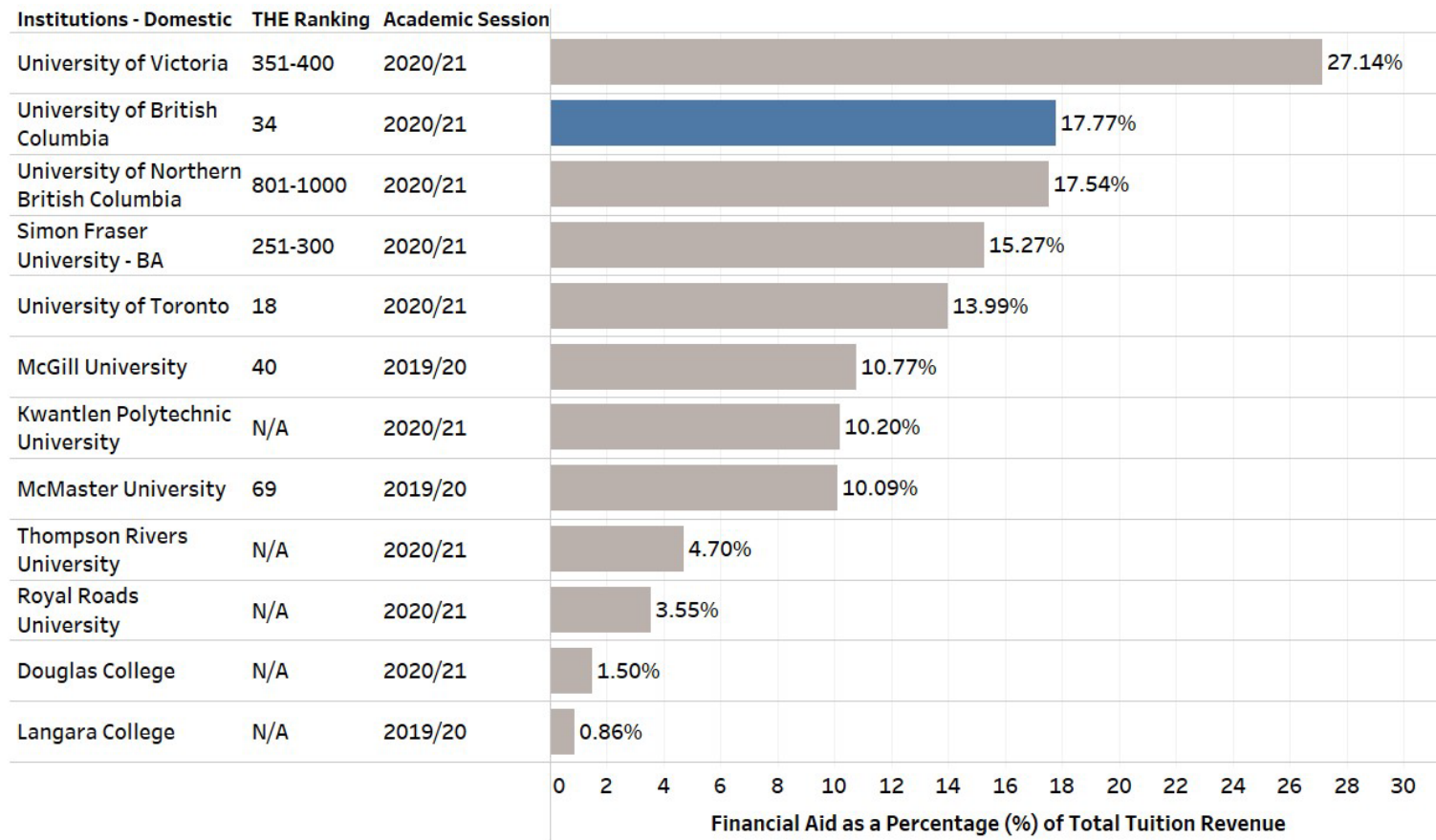
ANNUAL INTERNATIONAL TUITION AT SELECT U-15 RESEARCH UNIVERSITIES: BA & BSC PROGRAMS

Annual International Tuition at Select U-15 Research Universities: BA & BSc Programs (2021/22)



Note: Institutions are listed twice when their tuition rates differ for BA and BSc Programs. All rates are for the 2021/22 academic period. Per the Statistics Canada report on Tuition Fees for Degree Programs 2021/22 (released 09/08/21), international tuition is on average \$33,623 for the 2021/22 academic year.

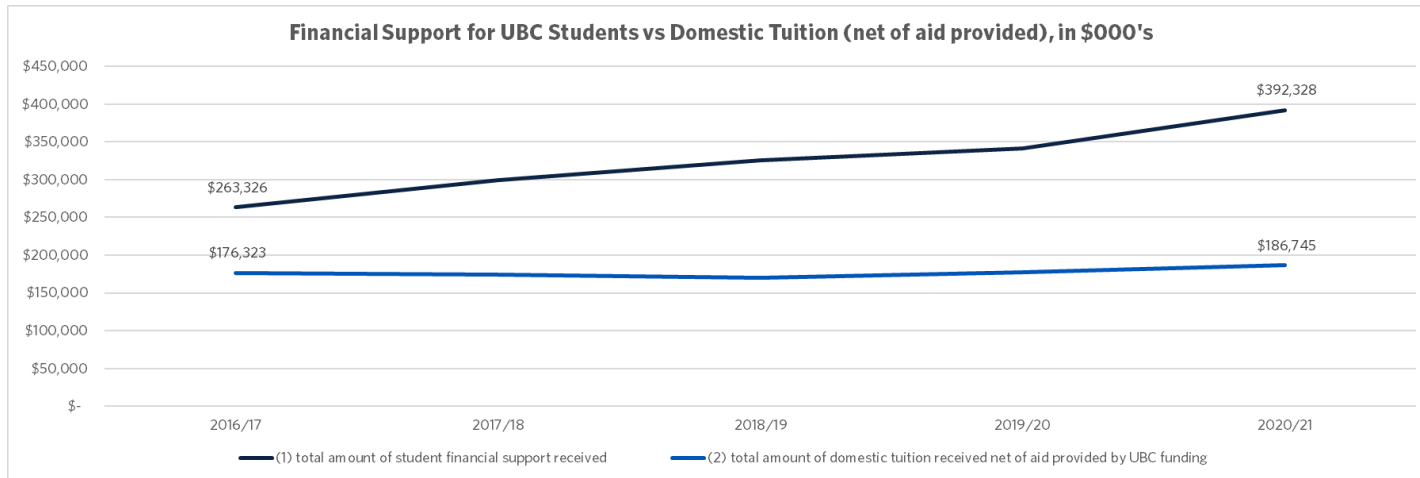
STUDENT FINANCIAL AID AS A PERCENTAGE (%) OF TUITION REVENUE ACROSS ALL INSTITUTIONS SURVEYED



Note: Financial Aid data is based on internally managed funds and excludes government funded programs.

FINANCIAL SUPPORT FOR UBC STUDENTS

- In 2020-21, **\$392.3M** in total student financial support was provided to UBC full-time students, a **\$50.8M** or **15%** increase from the previous year. Of this amount, **\$235.3M** is non-repayable and **\$157M** is in the form of Canada and US repayable loans.
- The total amount of domestic tuition fees net of financial aid provided to students has been relatively steady since 2017, while student financial support in comparison continues to grow year over year



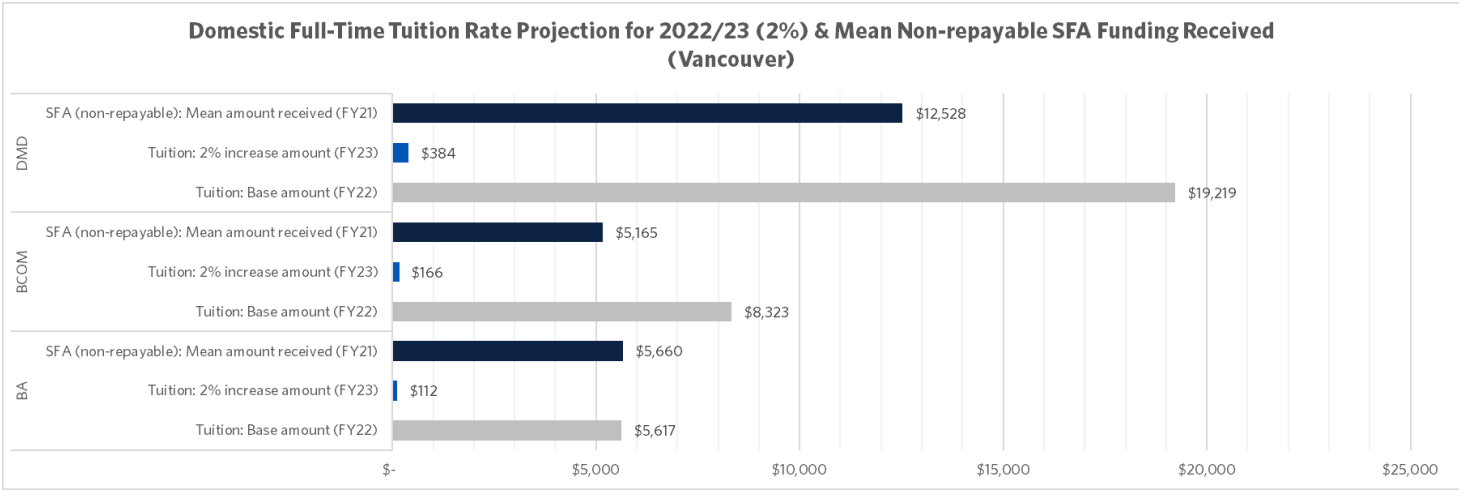
Source: UBC Student Financial Support 2020/21 Annual Report; Budget Office

Note: UBC Funding refers to funding from the UBC Operating Fund and includes non-repayable needs-based, merit-based and hybrid awards.

Note: Domestic tuition includes tuition revenue from undergraduate and graduate tuition and all fees (with the exception of application fees), for both Vancouver and Okanagan programs.

DOMESTIC STUDENT TUITION RELATIVE TO STUDENT FINANCIAL SUPPORT

- In 2020-21, **\$377M** was collected in domestic student tuition and fees
- In the same year **\$392.3M** in total student financial support was provided to full-time students
- 51% of full-time domestic students received some form of financial assistance in 2021-22 (non-repayable & repayable)
- On an individual basis, for those students receiving financial aid, a **2%** annual increase will be funded by a corresponding increase in financial support (i.e., it is included in the assessment of expenses).



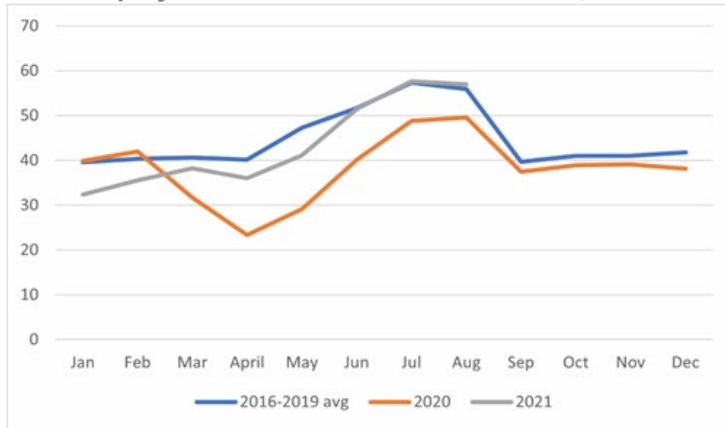
Note: SFA mean amount received is the total of non-repayable needs-based, merit & hybrid awards received by domestic students in the program, averaged over those that received some form of SFA in 2020W. The SFA¹² includes amounts sourced from operating funds and donations.

Sources: Enrolment Services, UBC Student Financial Support 2020-21 Annual Report, UBC Annual Enrolment Report 2021-22

DOMESTIC STUDENT DEBT AT UBC

- The number of unique full-time students supported by Student Financial Assistance has increased by **17%** over the past five years, with students receiving **UBC funding*** accounting for the majority of the increase. Over the same period, the number of domestic full-time students supported by Student Financial Assistance has increased by **11%** and the overall number of domestic students has increased by **7%**.
- Statistics Canada's monthly employment rates for full-time students show that as of August 2021, employment had returned to pre-COVID rates, indicating that in general students' ability to earn money in the summer leading up to the start of the WT1 was back to pre-COVID levels.

Employment Rate of Full-Time Students, 2016-2021



- According to the 2020 BC Baccalaureate Graduate Outcomes Survey of 2018 UBC graduates, the median government student debt amount incurred** was \$28K of which \$25K remained outstanding two years out (13% of cohort was international). Of note, there is a 6-month non-repayment period following graduation when interest does not accrue and an income contingent plan.
- In 2020-21, of the 52,106 domestic undergraduate and graduate students enrolled at UBC, 13,913 (**27%**) full-time domestic students received funding support from the Canada Student Loans Program, which is less than a 0.3% increase over the prior year.
- A total of \$222.2M was disbursed to these 13,913 students, a 25% increase over the prior year. The majority of this increase was in the form of non-repayable amounts, representing \$36M of the overall \$44m increase over the prior year (or 82%).
- UBC's repayment rate is 95.1% (2020), exceeding the national threshold of 85.2%.



Sources: UBC Student Financial Support 2020-21 Annual Report; UBC Annual Enrolment Report 2021-22; 2020 BC Baccalaureate Graduate Outcomes Survey of 2018 graduates (3,254 respondents); Higher Education Strategy Associates, Sept 30, 2021; Gov't of Canada Student Loan Repayment Rates (2020);

Notes: *UBC Funding refers to funding from the UBC Operating Fund and includes non-repayable needs-based, merit-based and hybrid awards. Enrolment figures are as at Nov 1, 2021 for students enrolled in WT1&2 (including residents). ** 31% of respondents indicated that they incurred debt, 56% indicated that they did not incur debt, and 13% did not respond to this question.

UBC FY21/22 BUDGET CONTEXT

- UBC is forecasting a consolidated surplus of approximately **\$156M** for FY22 as at Q3 (\$22M operating surplus)
- Although the volume of applications as at February 2022 appears promising that UBC can meet its enrolment targets, new and ongoing challenges related to COVID-19 and other global disruptions could affect students' choices.
- There are some reduced revenues in Bookstore, Food Services, and Conferences and Accommodations, but this is offset by some increased demand in self-isolation accommodation. Ancillary operations' ability to return to pre-pandemic activity levels continues to depend on the likelihood of a full return and sustainment of on-campus activities.
- In FY21/22 the operating funding for UBCV Administrative Units was reduced by 2% to manage the financial impact of COVID-19 (approx. \$8M)
- Revenue generated from the FY22 tuition increase (\$18M) was directly allocated to support student initiatives, and based on student input, has been earmarked to support COVID-19 impact related student expenses such as tuition, the cost of living, and support for the delivery of hybrid learning and student programs and services
- Despite ongoing financial challenges, we will continue to make investments for the benefit of students and UBC's strategic priorities



TUITION PROPOSAL AND IMPACT



TUITION PROPOSAL

The Administration has recently concluded student consultations on a **4%** tuition increase for all new international undergraduate students and new international graduate students in programs with specialized rates and a **2%** tuition increase for all international continuing students and all new and continuing domestic students – **Administration recommends these rates for approval by the Board**. This **2%** increase also applies to all mandatory fees. The estimated incremental tuition revenue of **\$18M** and its distribution is included in the table below.



Annual Tuition Increase Estimate*

Totals expressed in \$ millions

2022/23 Total Incremental Revenue	\$ 18	Proposed Tuition Rate Increases for 2022/23:	%
Faculties/Units	\$ 8	All domestic undergraduate students and graduate students	2%
Central	\$ 5	Continuing international undergraduate and graduate students in programs with specialized rates	2%
Academic Excellence Funds	\$ 5	All international graduate students in research and standard programs	2%
SFA, Credit Card & Bad Debt Expenses	\$ 0	New international undergraduate students, and graduate students in programs with specialized rates	4%

**Assuming zero FTE growth, incremental increases on above in future years are minimal and would only be generated through the annual compounding effect of the same YoY % rate*

Notes:
 Incremental tuition is impacted by rate increases in previous years;
 Incremental revenue includes tuition revenue from Vancouver and Okanagan as well as fee revenue collected at the Faculty level.
 Figures are best estimates and subject to change.

CASE FOR A 2% AND 4% INCREASE FOR 2022-23 (1/2)



- For domestic undergraduate students, a 2% increase results in an annual tuition increase ranging from roughly \$112 to \$385 for a full-time year of studies, with significant financial support available to ensure each student can maintain a moderate standard of living
- For international undergraduate students, a 4% increase for new and a 2% increase for continuing students results in an annual tuition increase ranging from roughly \$823 to \$3.0K for a full-time year of studies
- By maintaining the 2% increase for domestic tuition, and a modest increase for international tuition, our base tuition rate upon which future increases will apply will enable the university to cover some inflationary pressures and allow us to continue to invest in the core academic mission of the university, including the student learning experience, as well as recommendations from the Student Affordability Task Force.

CASE FOR A 2% AND 4% INCREASE FOR 2022-23 (2/2)



Should tuition increase by 4% for new international students and by 2% for all others in 2022-23, we will be able to further invest, along with already planned central administration budget cuts, in the following areas in future years:

- provide funding to implement key university STRATEGIC priorities, including the UBC Climate Action Plan and UBC's response to the Climate Emergency, implementation of the Indigenous Strategic Plan and support for Indigenous engagement, Anti-Racism and Inclusive Excellence, and faculty renewal through the PAEI
- provide funding to support an outstanding student experience, inclusive of funding for in-classroom and on-line learning, and informal learning space improvements
- provide funding to support the health and wellbeing of our students, faculty and staff
- support the recruitment of new to UBC students
- support international students with visa, study permit, and work permit applications, health insurance, and transitioning to life in Canada
- support the collections of the University Library
- IRP Student

IMPACT OF A 0% INCREASE IN 2022-23 (1/2)



- A 2%/4%/2% tuition increase in FY23 will result in approximately \$18M of incremental funding.
- Without this increase, there will be insufficient funding available to support the Budget asks put forward, with only a very limited amount available to fund the pre-committed recurring asks this year.
- Due to the compounding effect of tuition, if tuition rate increases are not approved this would result in an impact of approximately \$70m less revenue in 10 years.
- A decrease in funds of this magnitude would have a multi-year impact on supporting key investments in student advising and support services and programs, excellence in teaching and learning including faculty hiring plans, academic capital projects and select core operations, and will require faculties and administrative units to reprioritize and reduce certain investments, supports and services.
- A 0% increase is regressive as it favors students who can most afford our current tuition levels

ADMINISTRATION'S CONSIDERATIONS AND RECOMMENDATIONS



FINAL CONSIDERATIONS

- A **0%** tuition increase would be very difficult to reverse in future years. While the University can manage the impact in the immediate term, the long term impact detract from the University's ability to maintain and advance its strategic priorities
- A **2%** increase results in an annual tuition increase of roughly **\$112** for domestic students, and roughly **\$823** for international students, with significant financial support available to ensure each student can maintain a moderate standard of living
- A 2% combined domestic and international tuition increase is sub-inflationary and does not cover contractual salary increases for some of our largest employee associations. In other words, it is not sustainable in the long term.
- The alternative to a modest tuition increase is a prolongation of the COVID impacts, budgetary stresses, delayed investment in the academic mission, student life and infrastructure, and increase the likelihood that the University has to impose steeper budget cuts and reductions in staffing
- While acknowledging the unique circumstances that students will likely be facing in the 2022 academic year, we believe this approach also keeps UBC's domestic tuition proposal in line with the other five research institutions in BC. It also conforms to the Province's Tuition Limit Policy



RECOMMENDATION



In summary, Administration recommends:

- Approval of a **4%** increase for all new international undergraduate students and new international graduate students in programs with specialized rates, and a **2%** increase for all international continuing students and all new and continuing domestic students. This **2%** increase also applies to all mandatory fees.

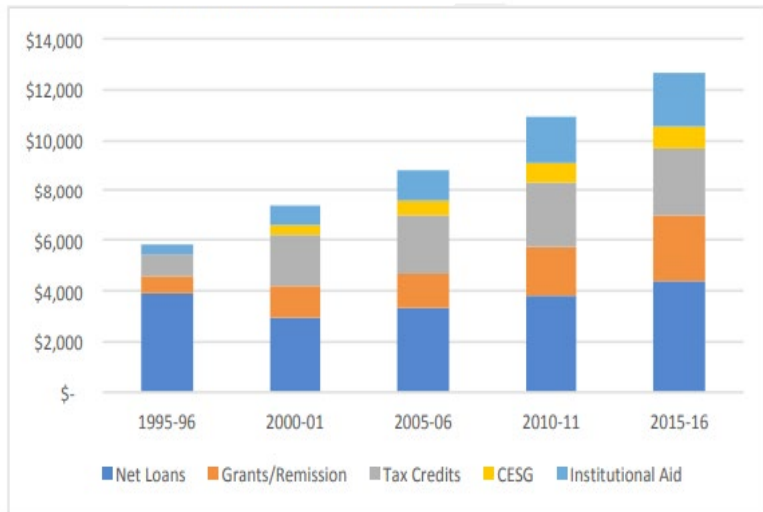
APPENDICES



DOMESTIC STUDENT DEBT IN CANADA

Assistance has more than doubled over the past 20 years, while repayable student debt hasn't increased since the 1990's

Total Student Financial Assistance by Source, Selected Years, 1995-96 to 2015-16 Canada

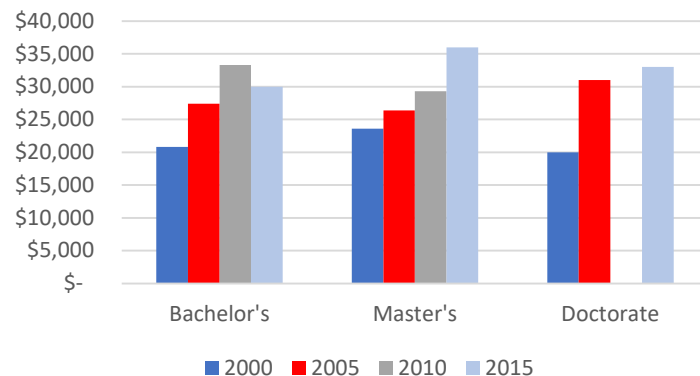


Figures in millions of constant \$2016.

While debt from government and non-government sources has increased over a similar time frame, an increasing number of graduates, particularly from Bachelor's programs, have been able to fully repay this debt by three years out.



Average Education Debt Owed to Government or Non-Government Sources at Graduation \$ (BC Graduates)



Percentage of graduates with debt who paid it off 3 years post graduation

	2000	2005	2010	2015
Bachelor's	24%	25%	32%	34%
Master's	32%	33%	40%	35%
Doctorate	26%	26%	46%	28%

FINANCIAL SUPPORT FOR UBC STUDENTS

- In 2020-21, **\$392.3M** in total student financial support was provided to UBC full-time students, a **\$50.8M** or **15%** increase from the previous year. Of this amount, **\$235.3M** is non-repayable and **\$157M** is in the form of Canada and US repayable loans.
- A total of **30,863** UBC full-time students received at least one form of financial assistance, representing 41% of the full-time student population (an increase of 5% in the number of unique students supported over the prior year).



The table shows the total student financial support from FY2017 to FY2021, categorized by funding source. Amount in thousands.

	FY2017			FY2018			FY2019			FY2020			FY2021		
	Amount	%	% YoY	Amount	%	% YoY	Amount	%	% YoY	Amount	%	% YoY	Amount	%	% YoY
Government Funding	\$143,530	55%		\$162,759	54%	13%	\$174,897	54%	7%	\$185,705	54%	6%	\$228,957	58%	23%
UBC Funding	\$74,346	28%		\$87,329	29%	17%	\$99,120	30%	14%	\$103,615	30%	5%	\$107,436	27%	4%
Donor Funding	\$19,632	7%		\$23,435	8%	19%	\$26,689	8%	14%	\$28,216	8%	6%	\$30,883	8%	9%
External Funding	\$25,819	10%		\$25,502	9%	(1%)	\$25,220	8%	(1%)	\$23,951	7%	(5%)	\$25,051	6%	5%
Grand Total	\$263,326	100%		\$299,026	100%	14%	\$325,926	100%	9%	\$341,487	100%	5%	\$392,328	100%	15%

The table shows the total number of unique students receiving total financial support from FY2017 to FY2021, categorized by funding source.

	FY2017			FY2018			FY2019			FY2020			FY2021		
	Recipients	%	% YoY	Recipients	%	% YoY	Recipients	%	% YoY	Recipients	%	% YoY	Recipients	%	% YoY
Government Funding	12,228	46%		13,106	47%	7%	13,479	47%	3%	14,479	49%	7%	14,309	46%	(1%)
UBC Funding	14,986	57%		16,407	59%	9%	17,702	61%	8%	18,325	62%	4%	17,828	58%	(3%)
Donor Funding	5,302	20%		5,737	21%	8%	6,570	23%	15%	6,238	21%	(5%)	7,601	25%	22%
External Funding	4,042	15%		4,119	15%	2%	4,056	14%	(2%)	2,905	10%	(28%)	2,417	8%	(17%)
Grand Total	26,399	100%		27,858	100%	6%	28,832	100%	3%	29,411	100%	2%	30,863	100%	5%

Note(s): Number of recipients in Funding Source is not unique, and represents count of recipients for awards. Because each unique recipient may have received multiple awards from various funding sources, the percentage of recipients across all Funding Sources may exceed 100%.

2021-22 ONE-TIME ALLOCATION OF INCREMENTAL TUITION INCREASES

For fiscal year 2021-22, in recognition of the uncertainty of the pandemic and the impact that it had on the ability to travel, the student experience and affordability, a one-time allocation of the incremental tuition increases were directed towards COVID-19 related key student priorities. In addition, \$4M was allocated from the Academic Excellence Fund to fund the Quarantine Bursary.

STUDENT DIRECTED COVID IMPACTED PRIORITIES	ALLOCATION	
	UBCV	UBCO
Student Financial Aid		
Emergency & General Bursaries	\$700K	\$540K
Self-isolation / Quarantine Bursary	\$5.0M	\$150K
Technology Bursary	\$500K	\$250K
Student Awards*	\$4.9M	\$450K
Subtotal	\$11.1M (or 62% of UBCV total funding)	\$1.39M (or 50% of UBCO total funding)
Cost of Living		
Housing Bursary	\$1.0M	\$300K
Food Security	\$1.0M	\$100K
Bookstore Bursary	\$912K	\$235K
Subtotal	\$2.9M (or 16% of UBCV total funding)	\$635K (or 23% of UBCO total funding)
Delivery of Hybrid Teaching & Student Programs and Services		
Support for student experience, space, programs/services, hybrid teaching/learning	\$4.0M	\$775K
Subtotal	\$4.0M (or 22% of UBCV total funding)	\$775K (or 28% of UBCO total funding)
Amount to be allocated	\$1.2M	-
Total	\$19.2M**	\$2.8M



*UBCV awards include \$1.0M Centennial Scholars Program and \$3.9M International Scholars Program (ISI); UBCO awards include \$250K additional one-time awards for new international students who are not already receiving an ISI award, \$50K additional one-time support for Centennial recipients with lower value awards or financial need beyond their award value and \$150K additional one-time support for students with lived experience in care.

**UBCV funding includes an additional \$4.0M from the Academic Excellence Fund to fund the Quarantine Bursary

Please note amounts are forecasts and may be subject to minor revisions as actual spending patterns emerge

Please note the COVID-19 impacted key student priorities take into consideration the one-time nature of the allocation and are not recurring commitments.

2021-22 ONE-TIME ALLOCATION OF INCREMENTAL TUITION INCREASES – CASE EXAMPLES (1/3)

The following examples illustrate how the allocation of the 2021-22 incremental tuition increases have supported students this past year to date:

Example 1:

An Indigenous student received a one-time top of funds from the one-time allocation of incremental tuition funding. The student was evicted from their place at the end of November due to landlord planned renovations and was given only a month to leave. This caused a lot of emotional stress and strain and the student was losing sleep and experiencing a lot of mental health challenges. The funding helped them with moving costs, and storage costs for their belongings as they decided to take a temporary UBC housing offer until the end of April before finding off-campus accommodation that fits within their budget. An Enrolment Services Advisor continues to work with this student on some longer-term solutions for next year.



2021-22 ONE-TIME ALLOCATION OF INCREMENTAL TUITION INCREASES – CASE EXAMPLES (2/3)

Example 2:

A first year out-of-province student was nervous about how they were going to cover their studies at UBC. Even with savings, award funding and student loans, they had some concerns about the cost of attending university for the next four years as the costs of living in Vancouver were not fully understood until they moved here. Their father passed away recently and the family financial situation has changed dramatically as a result. The additional funding from the one-time allocation of incremental tuition has tremendously helped the student's first year transition so they can focus on studies without having to work a part-time job. The student is incredibly grateful and feels they will be able to budget more effectively for next year.



2021-22 ONE-TIME ALLOCATION OF INCREMENTAL TUITION INCREASES – CASE EXAMPLES (3/3)

Example 3:

A student in the NITEP program received money from the one-time allocation of incremental tuition funding. Moving away from home for the first time was a challenge as they did not understand the high costs associated with living alone in Vancouver and rented a one-bedroom apartment near campus which consumed most of their savings. With the one-time top-up award, they felt the stress lift off their shoulders and were able to work with an Enrolment Services Advisor and found off-campus accommodation with two UBC roommates. They are grateful to be granted the ability to not only focus on studies but to pursue hobbies by joining UBC clubs and events hosted by the NITEP program. These extracurricular activities are their form of “therapy” and helped with their smooth transition.





THE UNIVERSITY OF BRITISH COLUMBIA