



---

<b>SUBJECT</b>	2023-2024 TUITION AND NON-INSTRUCTIONAL FEES
----------------	--

---

<b>SUBMITTED TO</b>	Finance Committee
---------------------	-------------------

---

<b>MEETING DATE</b>	November 17, 2022
---------------------	-------------------

---

<b>SESSION</b>	Recommended session criteria from Board Meetings Policy: OPEN
----------------	---

---

<b>REQUEST</b>	<p>APPROVAL REQUESTED</p> <p>IT IS HEREBY RESOLVED that the Finance Committee recommends that the Board of Governors approve the following, applicable to students on the Vancouver and Okanagan campuses effective May 1, 2023:</p> <ul style="list-style-type: none"><li><i>i.</i> A 2% increase in tuition for new and continuing domestic undergraduate and graduate students, for the programs specified in Schedule A.</li><li><i>ii.</i> An increase in tuition for international students as follows:<ul style="list-style-type: none"><li>a. a 5% increase in tuition for new incoming international undergraduate students, as set out in Schedule A;</li><li>b. a 3% increase in tuition for continuing international undergraduate students, who entered their degree programs prior to May 1, 2023, as set out in Schedule A;</li><li>c. a 2% increase in tuition for new international graduate students in programs with standard rates, as set out in Schedule A;</li><li>d. a 2% increase in tuition for continuing international graduate students in programs with standard rates, as set out in Schedule A;</li><li>e. a 5% increase in tuition for new incoming international graduate students in programs with specialized rates, as set out in Schedule A;</li><li>f. a 3% increase in tuition for international graduate students in programs with specialized rates, who entered their degree programs prior to May 1, 2023, as set out in Schedule A; and,</li><li>g. a 5% increase in international per credit tuition for unclassified, qualifying, visiting, access studies, and auditing students.</li></ul></li><li><i>iii.</i> An increase of 2% for Non-Instructional Fees as specified in Schedule B, applicable to students on the Vancouver and Okanagan campuses effective May 1, 2023.</li></ul>
----------------	---

---

<b>LEAD EXECUTIVE</b>	Gage Averill, Provost and Vice-President Academic pro tem, UBC Vancouver
-----------------------	--

---

<b>SUPPORTED BY</b>	Rehan Sadiq, Provost and Vice-President Academic, UBC Okanagan Yale Loh, Interim Vice-President Finance Lesley Cormack, Deputy Vice-Chancellor and Principal, UBC Okanagan Ainsley Carry, Vice-President Students David Shorthouse, Executive Director, Academic Initiatives, UBC Vancouver Samantha Reid, Executive Director, Office of the Vice-President Students Dale Mullings, Associate Vice-President Students, UBC Okanagan Rob Einarson, Associate Vice-President Finance & Operations, UBC Okanagan Lesley Charter-Smith, Director, Strategy and Decision Support, UBC Vancouver
---------------------	--

---

## EXECUTIVE SUMMARY

The administration seeks to keep tuition as low as possible while maintaining operations and infrastructure, and while continuing to make meaningful investments to advance the key priorities of the UBC Strategic Plan.

Recommended increases are made after an analysis of inflationary pressures and their impact on maintaining university operations, and prior year's benchmarking against tuition rates and trends of comparable educational institutions, including the U15 Group of Canadian Research Universities – a collective of some of Canada's most research-intensive universities.

UBC remains steadfast in its key strategic priorities, including:

- UBC's continued recovery from the impacts of COVID-19 (applies to all four core areas of the Strategic Plan)
- Equity, diversity, and inclusion with a specific focus on anti-racism (in alignment with People and Places)
- Indigenous engagement, and the implementation of the Indigenous Strategic Plan (in alignment with Local and Global Engagement)
- The President's Academic Excellence Initiative (in alignment with both Research Excellence, Great People, and Transformative Learning)
- Sustainability and Climate Action (applies to all four core areas of the Strategic Plan)

### Tuition for Domestic Undergraduate and Graduate Students

A 2% increase in domestic tuition is proposed for all domestic students for 2023-2024, effective May 1, 2023, for programs listed in Schedule A. This proposed increase would be applied for both campuses.

Current provincial government policy has limited domestic tuition and all mandatory fee increases for 2023-2024 to 2% for all programs, including differentiated, post-baccalaureate and professional graduate programs. The Tuition Limit Policy has been in place since 2005.

### Tuition for International Undergraduate and Graduate Students

The administration is recommending that, effective May 1, 2023, international tuition be increased for 2023-2024 as follows:

- A 5% increase in tuition for new incoming international undergraduate students, as set out in Schedule A.
- A 3% increase in tuition for continuing international undergraduate students, who entered their degree programs prior to May 1, 2023, as set out in Schedule A;
- A 2% increase in tuition for new international graduate students in programs with standard rates, as set out in Schedule A;
- A 2% increase in tuition for continuing international graduate students in programs with standard rates, as set out in Schedule A;
- A 5% increase in tuition for new incoming international graduate students in programs with specialized rates, as set out in Schedule A;
- A 3% increase in tuition for international graduate students in programs with specialized rates, who entered their degree programs prior to May 1, 2023, as set out in Schedule A; and,
- A 5% increase in international per credit tuition for unclassified, qualifying, visiting, access studies, and auditing students.

## Consultation

Under the guidelines of Policy LR4, the Vancouver and Okanagan Provosts and Vice-Presidents Academic, Vice-President Students, and Deputy Vice-Chancellor conducted a student consultation regarding the proposed general tuition and fee increases for 2023-2024.

The consultation was conducted over the period of October 3, 2022 and October 31, 2022. Please refer to the “Tuition Engagement 2023-2024” briefing note also submitted to the Finance Committee for a summary of the consultation process and results.

## Tuition and Mandatory Fee Increase Analysis and Rationale

UBC continues to maintain one of the lowest domestic tuition rates amongst BC peers, and international tuition rates commensurate with UBC’s Times Higher Education World ranking position within its peer group. Across peers, UBC is the second largest provider of student financial aid as a percentage of tuition revenue.

Student financial aid is considerable and growing rapidly, ensuring access by providing support for an increasing number of students each year. At the same time, debt levels at graduation have remained relatively constant.

For this past year, the Federal and Provincial CPI saw the largest year-over-year increase in nearly 40 years (more than 7%). The Higher Education Price Index, a measure of inflation across US colleges and universities, is predicting a 5.2% increase for this year.

For domestic undergraduate students, a 2% increase results in an annual tuition increase ranging from roughly \$114 to \$392 for a full-time year of studies, with significant financial support available to ensure each student can maintain a moderate standard of living.

For international undergraduate students, a 5% increase for new and a 3% increase for continuing students results in an annual tuition increase ranging from roughly \$1.2K to \$3.9K for a full-time year of studies.

By maintaining the 2% increase for domestic tuition, and a modest increase for international tuition, our base tuition rate upon which future increases will apply will enable the university to cover some inflationary pressures and allow us to continue to invest in the core academic mission of the university, including the student learning experience, as well as recommendations from the Student Affordability Task Force and President’s Task Force on Anti-Racism and Inclusive Excellence Report.

A 0% tuition increase would be very difficult to reverse in future years given the Province’s cap on domestic tuition. While the University can manage the impact in the immediate term, the long-term impact detracts from the University’s ability to maintain and advance its strategic priorities.

A 2% domestic and 5% international tuition increase is sub-inflationary and does not cover self-funded contractual salary increases for some of our largest employee associations and is therefore not sustainable in the long term.

We believe this approach also keeps UBC’s domestic tuition proposal in line with the other five research institutions in BC. It also conforms to the Province’s Tuition Limit Policy.

## Non-Instructional Fees

Under the provincial government’s Tuition Limit Policy, increases to mandatory fees are limited to 2%. The government’s policy has been in place since 2005. In line with this policy, increases of 0% to 2% for mandatory fees are recommended to the Board for approval. The President has approved increases of 2% for non-mandatory fees.

## Schedule B: Increases to mandatory Administrative Fees

The Administration recommends increases of 0% to 2%, effective May 1, 2023, for mandatory non-instructional fees as indicated on the attached Appendix 2. Board approval is required for increases to mandatory fees.

**Schedule C: Increases to Cost Recovery Items**

The President has approved up to a 2% increase for non-mandatory cost-recovery fees, effective May 1, 2023, with a 33%-59% increase for document distribution outside of Canada. These fees are listed on the attached Appendix 3 for information and do not require Board approval. All increases reflect an increase in the cost of delivering services and apply to both the UBC Vancouver and Okanagan campuses.

---

**APPENDICES**

1. Schedule A - Proposed Tuition Fees for 2023-2024
2. Schedule B - Proposed Non-Instructional Fees for 2023-2024
3. Memo to President for 2023-2024 Schedule C Fee Approval

**PRESENTATIONS**

1. UBC Tuition Planning

**SCHEDULE A**  
**UBC VANCOUVER, Effective May 1, 2023**  
**PROPOSED TUITION FEES FOR 2023-24**

UNDERGRADUATE AND POST-BACCALAUREATE	Normal Load Credits	Base Per Credit 2022-23	Typical Fee For Normal Load 2022-23	Proposed Per Credit 2023-24	Typical Fee For Normal Load 2023-24	\$ Increase Per Credit 2023-24	\$ Increase For Normal Load 2023-24	Percent Increase 2023-24
<b>DOMESTIC</b>								
<b>Undergraduate (except as below)</b>	30	\$ 190.97	\$ 5,729.10	\$ 194.78	\$ 5,843.40	\$ 3.81	\$ 114.30	2.0%
Commerce (years 2-4)	30	\$ 282.98	\$ 8,489.40	\$ 288.63	\$ 8,658.90	\$ 5.65	\$ 169.50	2.0%
Design in Architecture, Landscape Architecture and Urbanism	30	\$ 307.74	\$ 9,232.20	\$ 313.89	\$ 9,416.70	\$ 6.15	\$ 184.50	2.0%
Engineering (years 2-5)	37	\$ 203.85	\$ 7,542.45	\$ 207.92	\$ 7,693.04	\$ 4.07	\$ 150.59	2.0%
International Economics	30	\$ 305.54	\$ 9,166.20	\$ 311.65	\$ 9,349.50	\$ 6.11	\$ 183.30	2.0%
Media Studies	30	\$ 254.15	\$ 7,624.50	\$ 259.23	\$ 7,776.90	\$ 5.08	\$ 152.40	2.0%
<b>Specialized Undergraduate/Post-baccalaureate Programs</b>								
<b>DENTISTRY</b>								
Doctor of Dental Medicine			\$ 19,603.35		\$ 19,995.41		\$ 392.06	2.0%
Dentistry International Dental Degree Completion			\$ 42,679.35		\$ 43,532.93		\$ 853.58	2.0%
Dentistry Resident			\$ 464.87		\$ 474.16		\$ 9.29	2.0%
<b>EDUCATION</b>								
Education Elementary	60	\$ 212.65	\$ 12,759.00	\$ 216.90	\$ 13,014.00	\$ 4.25	\$ 255.00	2.0%
Education Secondary	60	\$ 212.65	\$ 12,759.00	\$ 216.90	\$ 13,014.00	\$ 4.25	\$ 255.00	2.0%
Education NITEP (years 1-3)	30	\$ 190.97	\$ 5,729.10	\$ 194.78	\$ 5,843.40	\$ 3.81	\$ 114.30	2.0%
Education NITEP (years 4-5)	30	\$ 212.65	\$ 6,379.50	\$ 216.90	\$ 6,507.00	\$ 4.25	\$ 127.50	2.0%
Education Specialization in Indigenous Education*	15	\$ 190.97	\$ 2,864.55	\$ 194.78	\$ 2,921.70	\$ 3.81	\$ 57.15	2.0%
Education Diploma	30	\$ 212.65	\$ 6,379.50	\$ 216.90	\$ 6,507.00	\$ 4.25	\$ 127.50	2.0%
<b>LAW (Juris Doctor)</b>								
Law	32	\$ 419.13	\$ 13,412.16	\$ 427.51	\$ 13,680.32	\$ 8.38	\$ 268.16	2.0%
<b>MEDICINE</b>								
Medicine			\$ 19,603.35		\$ 19,995.41		\$ 392.06	2.0%
Medicine Resident			\$ 464.87		\$ 474.16		\$ 9.29	2.0%
<b>PHARMACY</b>								
Pharmacy (Bachelor of Science in Pharmacy)	37	\$ 281.57	\$ 10,418.09	\$ 287.20	\$ 10,626.40	\$ 5.63	\$ 208.31	2.0%
Pharmacy (Entry-to-Practice Doctor of Pharmacy)	42	\$ 456.10	\$ 19,156.20	\$ 465.22	\$ 19,539.24	\$ 9.12	\$ 383.04	2.0%
Pharmaceutical Sciences (Residency Program)			\$ 98.02		\$ 99.98		\$ 1.96	2.0%
<b>Other</b>								
Unclassified, Qualifying, Visiting, Access Studies, Auditors (per credit)		\$ 190.97		\$ 194.78		\$ 3.81		2.0%
Unclassified, Qualifying, Visiting, Access Studies, Auditors (per credit for <b>Law courses</b> )		\$ 428.44		\$ 437.00		\$ 8.56		2.0%
<b>Certificate Programs</b>								
Certificate of Advanced Study			\$ 5,301.57		\$ 5,407.60		\$ 106.03	2.0%
Undergraduate Certificate Dechinta Community and Land-Based Research		\$ 190.97		\$ 194.78		\$ 3.81		2.0%
Undergraduate Certificate in Adult Learning and Education		\$ 190.97		\$ 194.78		\$ 3.81		2.0%
Undergraduate Certificate in Textiles Studies		\$ 212.65		\$ 216.90		\$ 4.25		2.0%
Certificate in Climate Studies and Action		\$ 190.97		\$ 194.78		\$ 3.81		2.0%
Certificate in Early Years Education		\$ 212.65		\$ 216.90		\$ 4.25		2.0%
Certificate in Health and Wellness		\$ 212.65		\$ 216.90		\$ 4.25		2.0%
Certificate in Infant Development and Supported Childcare		\$ 212.65		\$ 216.90		\$ 4.25		2.0%
Certificate in Teaching About Visual and Material Culture		\$ 212.65		\$ 216.90		\$ 4.25		2.0%
Certificate in Teacher Librarianship		\$ 212.65		\$ 216.90		\$ 4.25		2.0%
Certificate in Teaching English as a Second Language		\$ 212.65		\$ 216.90		\$ 4.25		2.0%
Veterans Transition Certificate in International Development and Human Security		\$ 212.65		\$ 216.90		\$ 4.25		2.0%
Graduate Certificate in Adult Learning and Education		\$ 491.29		\$ 501.11		\$ 9.82		2.0%
Graduate Certificate in Aquaculture		\$ 585.22		\$ 596.92		\$ 11.70		2.0%
Graduate Certificate in Educational Technology		\$ 583.41		\$ 595.07		\$ 11.66		2.0%
Graduate Certificate in Forest Management and Conservation		\$ 544.68		\$ 555.57		\$ 10.89		2.0%
Graduate Certificate in Genomic Counselling and Variant Interpretation		\$ 346.80		\$ 353.73		\$ 6.93		2.0%
Graduate Certificate in Global Mine Waste Management		\$ 1,772.20		\$ 1,807.64		\$ 35.44		2.0%
Graduate Certificate in Global Surgical Care		\$ 478.61		\$ 488.18		\$ 9.57		2.0%
Graduate Certificate in High Performance Coaching and Technical Leadership		\$ 589.64		\$ 601.43		\$ 11.79		2.0%
Graduate Certificate in Higher Education		\$ 491.29		\$ 501.11		\$ 9.82		2.0%
Graduate Certificate in Indigenous Public Health		\$ 541.21		\$ 552.03		\$ 10.82		2.0%
Graduate Certificate in Orientation and Mobility		\$ 386.52		\$ 394.25		\$ 7.73		2.0%
Graduate Certificate in Orthopaedic Musculoskeletal Physical Therapy		\$ 566.91		\$ 578.24		\$ 11.33		2.0%
Graduate Certificate in Primary Health Care		\$ 884.34		\$ 902.02		\$ 17.68		2.0%
Graduate Certificate in Rehabilitation Sciences		\$ 452.71		\$ 461.76		\$ 9.05		2.0%
* This specialization is only available to Indigenous students.								

**SCHEDULE A**  
**UBC VANCOUVER, Effective May 1, 2023**  
**PROPOSED TUITION FEES FOR 2023-24**

UNDERGRADUATE AND POST-BACCALAUREATE	Normal Load Credits	Base Per Credit 2022-23	Typical Fee For Normal Load 2022-23	Proposed Per Credit 2023-24	Typical Fee For Normal Load 2023-24	\$ Increase Per Credit 2023-24	\$ Increase For Normal Load 2023-24	Percent Increase 2023-24
<b>INTERNATIONAL</b>								
Undergraduate (except as below) (began 2023S or later)	30	\$ 1,469.71	\$ 44,091.30	\$ 1,543.19	\$ 46,295.70	\$ 73.48	\$ 2,204.40	5.0%
Undergraduate (except as below) (began between 2022S and 2022W)	30	\$ 1,469.71	\$ 44,091.30	\$ 1,513.80	\$ 45,414.00	\$ 44.09	\$ 1,322.70	3.0%
Undergraduate (except as below) (began between 2021S and 2021W)	30	\$ 1,441.45	\$ 43,243.50	\$ 1,484.69	\$ 44,540.70	\$ 43.24	\$ 1,297.20	3.0%
Undergraduate (except as below) (began between 2020S and 2020W)	30	\$ 1,413.73	\$ 42,411.90	\$ 1,456.14	\$ 43,684.20	\$ 42.41	\$ 1,272.30	3.0%
Undergraduate (except as below) (began between 2019S and 2019W)	30	\$ 1,400.13	\$ 42,003.90	\$ 1,442.13	\$ 43,263.90	\$ 42.00	\$ 1,260.00	3.0%
Undergraduate (except as below) (began between 2018S and 2018W)	30	\$ 1,386.66	\$ 41,599.80	\$ 1,428.25	\$ 42,847.50	\$ 41.59	\$ 1,247.70	3.0%
Undergraduate (except as below) (began 2017W or earlier)**	30	\$ 1,323.03	\$ 39,690.90	\$ 1,407.61	\$ 42,228.30	\$ 84.58	\$ 2,537.40	6.4%
<b>APPLIED SCIENCE</b>								
Applied Science (began 2023S or later)	30	\$ 1,486.13	\$ 44,583.90	\$ 1,560.43	\$ 46,812.90	\$ 74.30	\$ 2,229.00	5.0%
Applied Science (began between 2022S and 2022W)	30	\$ 1,486.13	\$ 44,583.90	\$ 1,530.71	\$ 45,921.30	\$ 44.58	\$ 1,337.40	3.0%
Applied Science (began between 2021S and 2021W)	30	\$ 1,457.55	\$ 43,726.50	\$ 1,501.27	\$ 45,038.10	\$ 43.72	\$ 1,311.60	3.0%
Applied Science (began between 2020S and 2020W)	30	\$ 1,429.53	\$ 42,885.90	\$ 1,472.41	\$ 44,172.30	\$ 42.88	\$ 1,286.40	3.0%
Applied Science (began between 2019S and 2019W)	30	\$ 1,415.78	\$ 42,473.40	\$ 1,458.25	\$ 43,747.50	\$ 42.47	\$ 1,274.10	3.0%
Applied Science (began between 2018S and 2018W)	30	\$ 1,402.17	\$ 42,065.10	\$ 1,444.23	\$ 43,326.90	\$ 42.06	\$ 1,261.80	3.0%
Applied Science (began 2017W or earlier)**	30	\$ 1,323.03	\$ 39,690.90	\$ 1,407.61	\$ 42,228.30	\$ 84.58	\$ 2,537.40	6.4%
<b>Nursing, and Environmental Design (began 2023S or later)</b>								
Nursing, and Environmental Design (began between 2022S and 2022W)	30	\$ 1,429.45	\$ 42,883.50	\$ 1,500.92	\$ 45,027.60	\$ 71.47	\$ 2,144.10	5.0%
Nursing, and Environmental Design (began between 2021S and 2021W)	30	\$ 1,429.45	\$ 42,883.50	\$ 1,472.33	\$ 44,169.90	\$ 42.88	\$ 1,286.40	3.0%
Nursing, and Environmental Design (began between 2020S and 2020W)	30	\$ 1,401.96	\$ 42,058.80	\$ 1,444.01	\$ 43,320.30	\$ 42.05	\$ 1,261.50	3.0%
Nursing, and Environmental Design (began between 2019S and 2019W)	30	\$ 1,375.01	\$ 41,250.30	\$ 1,416.26	\$ 42,487.80	\$ 41.25	\$ 1,237.50	3.0%
Nursing, and Environmental Design (began between 2018S and 2018W)	30	\$ 1,361.78	\$ 40,853.40	\$ 1,402.63	\$ 42,078.90	\$ 40.85	\$ 1,225.50	3.0%
Nursing, and Environmental Design (began between 2017S and 2017W)	30	\$ 1,348.68	\$ 40,460.40	\$ 1,389.14	\$ 41,674.20	\$ 40.46	\$ 1,213.80	3.0%
Nursing, and Environmental Design (began 2017W or earlier)**	30	\$ 1,323.03	\$ 39,690.90	\$ 1,389.14	\$ 41,674.20	\$ 66.11	\$ 1,983.30	5.0%
<b>ARTS</b>								
Arts, Fine Arts, and Social Work (began 2023S or later)	30	\$ 1,426.75	\$ 42,802.50	\$ 1,498.08	\$ 44,942.40	\$ 71.33	\$ 2,139.90	5.0%
Arts, Fine Arts, and Social Work (began between 2022S and 2022W)	30	\$ 1,426.75	\$ 42,802.50	\$ 1,469.55	\$ 44,086.50	\$ 42.80	\$ 1,284.00	3.0%
Arts, Fine Arts, and Social Work (began between 2021S and 2021W)	30	\$ 1,399.31	\$ 41,979.30	\$ 1,441.28	\$ 43,238.40	\$ 41.97	\$ 1,259.10	3.0%
Arts, Fine Arts, and Social Work (began between 2020S and 2020W)	30	\$ 1,372.41	\$ 41,172.30	\$ 1,413.58	\$ 42,407.40	\$ 41.17	\$ 1,235.10	3.0%
Arts, Fine Arts, and Social Work (began between 2019S and 2019W)	30	\$ 1,359.21	\$ 40,776.30	\$ 1,399.98	\$ 41,999.40	\$ 40.77	\$ 1,223.10	3.0%
Arts, Fine Arts, and Social Work (began between 2018S and 2018W)	30	\$ 1,346.13	\$ 40,383.90	\$ 1,386.51	\$ 41,595.30	\$ 40.38	\$ 1,211.40	3.0%
Arts, Fine Arts, and Social Work (began 2017W or earlier)**	30	\$ 1,320.54	\$ 39,616.20	\$ 1,386.51	\$ 41,595.30	\$ 65.97	\$ 1,979.10	5.0%
<b>Design in Architecture, Landscape Architecture and Urbanism (began 2023S or later)</b>								
Design in Architecture, Landscape Architecture and Urbanism (began between 2022S and 2022W)	30	\$ 1,451.07	\$ 43,532.10	\$ 1,523.62	\$ 45,708.60	\$ 72.55	\$ 2,176.50	5.0%
Design in Architecture, Landscape Architecture and Urbanism (began between 2021S and 2021W)	30	\$ 1,451.07	\$ 43,532.10	\$ 1,494.60	\$ 44,838.00	\$ 43.53	\$ 1,305.90	3.0%
Design in Architecture, Landscape Architecture and Urbanism (began between 2020S and 2020W)	30	\$ 1,423.16	\$ 42,694.80	\$ 1,465.85	\$ 43,975.50	\$ 42.69	\$ 1,280.70	3.0%
Design in Architecture, Landscape Architecture and Urbanism (began between 2019S and 2019W)	30	\$ 1,395.79	\$ 41,873.70	\$ 1,437.66	\$ 43,129.80	\$ 41.87	\$ 1,256.10	3.0%
Design in Architecture, Landscape Architecture and Urbanism (began 2019W or earlier)	30	\$ 1,382.37	\$ 41,471.10	\$ 1,423.84	\$ 42,715.20	\$ 41.47	\$ 1,244.10	3.0%
<b>International Economics (began 2023S or later)</b>								
International Economics (began between 2022S and 2022W)	30	\$ 1,725.96	\$ 51,778.80	\$ 1,812.25	\$ 54,367.50	\$ 86.29	\$ 2,588.70	5.0%
International Economics (began between 2021S and 2021W)	30	\$ 1,692.77	\$ 50,783.10	\$ 1,743.55	\$ 52,306.50	\$ 50.78	\$ 1,523.40	3.0%
International Economics (began between 2020S and 2020W)	30	\$ 1,660.21	\$ 49,806.30	\$ 1,710.01	\$ 51,300.30	\$ 49.80	\$ 1,494.00	3.0%
International Economics (began between 2019S and 2019W)	30	\$ 1,644.25	\$ 49,327.50	\$ 1,693.57	\$ 50,807.10	\$ 49.32	\$ 1,479.60	3.0%
International Economics (began between 2018S and 2018W)	30	\$ 1,628.44	\$ 48,853.20	\$ 1,677.29	\$ 50,318.70	\$ 48.85	\$ 1,465.50	3.0%
International Economics (began 2017W or earlier)	30	\$ 1,583.17	\$ 47,495.10	\$ 1,630.66	\$ 48,919.80	\$ 47.49	\$ 1,424.70	3.0%
<b>Media Studies (began 2023S or later)</b>								
Media Studies (began between 2022S and 2022W)	30	\$ 1,426.75	\$ 42,802.50	\$ 1,498.08	\$ 44,942.40	\$ 71.33	\$ 2,139.90	5.0%
Media Studies (began between 2021S and 2021W)	30	\$ 1,399.31	\$ 41,979.30	\$ 1,441.28	\$ 43,238.40	\$ 41.97	\$ 1,259.10	3.0%
Media Studies (began between 2020S and 2020W)	30	\$ 1,372.41	\$ 41,172.30	\$ 1,413.58	\$ 42,407.40	\$ 41.17	\$ 1,235.10	3.0%
Media Studies (began between 2019S and 2019W)	30	\$ 1,359.21	\$ 40,776.30	\$ 1,399.98	\$ 41,999.40	\$ 40.77	\$ 1,223.10	3.0%
Media Studies (began between 2018S and 2018W)	30	\$ 1,346.13	\$ 40,383.90	\$ 1,386.51	\$ 41,595.30	\$ 40.38	\$ 1,211.40	3.0%
Media Studies (began 2017W or earlier)	30	\$ 1,320.54	\$ 39,616.20	\$ 1,360.15	\$ 40,804.50	\$ 39.61	\$ 1,188.30	3.0%
<b>Music (began 2023S or later)</b>								
Music (began between 2022S and 2022W)	30	\$ 1,191.69	\$ 35,750.70	\$ 1,251.27	\$ 37,538.10	\$ 59.58	\$ 1,787.40	5.0%
Music (began between 2021S and 2021W)	30	\$ 1,168.77	\$ 35,063.10	\$ 1,203.83	\$ 36,114.90	\$ 35.06	\$ 1,051.80	3.0%
Music (began between 2020S and 2020W)	30	\$ 1,146.29	\$ 34,388.70	\$ 1,180.67	\$ 35,420.10	\$ 34.38	\$ 1,031.40	3.0%
Music (began between 2019S and 2019W)	30	\$ 1,135.28	\$ 34,058.40	\$ 1,169.33	\$ 35,079.90	\$ 34.05	\$ 1,021.50	3.0%
Music (began between 2018S and 2018W)	30	\$ 1,124.36	\$ 33,730.80	\$ 1,158.09	\$ 34,742.70	\$ 33.73	\$ 1,011.90	3.0%
Music (began 2017W or earlier)	30	\$ 1,102.94	\$ 33,088.20	\$ 1,136.02	\$ 34,080.60	\$ 33.08	\$ 992.40	3.0%
<b>** International undergraduate students in their seventh and subsequent years of study are assessed tuition legacy rates, as approved by the Board in February 2021</b>								

**SCHEDULE A**  
**UBC VANCOUVER, Effective May 1, 2023**  
**PROPOSED TUITION FEES FOR 2023-24**

UNDERGRADUATE AND POST-BACCALAUREATE	Normal Load Credits	Base Per Credit	Typical Fee For Normal Load	Proposed Per Credit	Typical Fee For Normal Load	\$ Increase Per Credit	\$ Increase For Normal Load	Percent Increase
		2022-23	2022-23	2023-24	2023-24	2023-24	2023-24	2023-24
<b>INTERNATIONAL</b>								
<b>COMMERCE</b>								
Commerce (began 2023S or later)	30	\$ 1,846.15	\$ 55,384.50	\$ 1,938.45	\$ 58,153.50	\$ 92.30	\$ 2,769.00	5.0%
Commerce (began between 2022S and 2022W)	30	\$ 1,846.15	\$ 55,384.50	\$ 1,901.53	\$ 57,045.90	\$ 55.38	\$ 1,661.40	3.0%
Commerce (began between 2021S and 2021W)	30	\$ 1,810.65	\$ 54,319.50	\$ 1,864.96	\$ 55,948.80	\$ 54.31	\$ 1,629.30	3.0%
Commerce (began between 2020S and 2020W)	30	\$ 1,775.83	\$ 53,274.90	\$ 1,829.10	\$ 54,873.00	\$ 53.27	\$ 1,598.10	3.0%
Commerce (began between 2019S and 2019W)	30	\$ 1,758.75	\$ 52,762.50	\$ 1,811.51	\$ 54,345.30	\$ 52.76	\$ 1,582.80	3.0%
Commerce (began between 2018S and 2018W)	30	\$ 1,741.85	\$ 52,255.50	\$ 1,794.10	\$ 53,823.00	\$ 52.25	\$ 1,567.50	3.0%
Commerce (began 2017W or earlier)	30	\$ 1,708.68	\$ 51,260.40	\$ 1,759.94	\$ 52,798.20	\$ 51.26	\$ 1,537.80	3.0%
<b>EDUCATION</b>								
Education (began 2023S or later)	30	\$ 954.55	\$ 28,636.50	\$ 1,002.27	\$ 30,068.10	\$ 47.72	\$ 1,431.60	5.0%
Education (began between 2022S and 2022W)	30	\$ 954.55	\$ 28,636.50	\$ 983.18	\$ 29,495.40	\$ 28.63	\$ 858.90	3.0%
Education (began between 2021S and 2021W)	30	\$ 936.19	\$ 28,085.70	\$ 964.27	\$ 28,928.10	\$ 28.08	\$ 842.40	3.0%
Education (began between 2020S and 2020W)	30	\$ 918.19	\$ 27,545.70	\$ 945.73	\$ 28,371.90	\$ 27.54	\$ 826.20	3.0%
Education (began between 2019S and 2019W)	30	\$ 909.36	\$ 27,280.80	\$ 936.64	\$ 28,099.20	\$ 27.28	\$ 818.40	3.0%
Education (began 2018W or earlier)	30	\$ 900.61	\$ 27,018.30	\$ 927.62	\$ 27,828.60	\$ 27.01	\$ 810.30	3.0%
<b>DENTISTRY</b>								
Doctor of Dental Medicine (began 2023S or later)			\$ 77,921.57		\$ 81,817.64		\$ 3,896.07	5.0%
Doctor of Dental Medicine (began between 2022S and 2022W)			\$ 77,921.57		\$ 80,259.21		\$ 2,337.64	3.0%
Doctor of Dental Medicine (began between 2021S and 2021W)			\$ 76,423.08		\$ 78,715.77		\$ 2,292.69	3.0%
Doctor of Dental Medicine (began between 2020S and 2020W)			\$ 74,953.40		\$ 77,202.00		\$ 2,248.60	3.0%
Doctor of Dental Medicine (began 2019W or earlier)			\$ 74,232.70		\$ 76,459.68		\$ 2,226.98	3.0%
<b>LAW</b>								
Juris Doctor (began 2023S or later)	32	\$ 1,262.76	\$ 40,408.32	\$ 1,325.89	\$ 42,428.48	\$ 63.13	\$ 2,020.16	5.0%
Juris Doctor (began between 2022S and 2022W)	32	\$ 1,262.76	\$ 40,408.32	\$ 1,300.64	\$ 41,620.48	\$ 37.88	\$ 1,212.16	3.0%
Juris Doctor (began between 2021S and 2021W)	32	\$ 1,238.48	\$ 39,631.36	\$ 1,275.63	\$ 40,820.16	\$ 37.15	\$ 1,188.80	3.0%
Juris Doctor (began between 2020S and 2020W)	32	\$ 1,214.66	\$ 38,869.12	\$ 1,251.09	\$ 40,034.88	\$ 36.43	\$ 1,165.76	3.0%
Juris Doctor (began between 2019S and 2019W)	32	\$ 1,202.97	\$ 38,495.04	\$ 1,239.05	\$ 39,649.60	\$ 36.08	\$ 1,154.56	3.0%
Juris Doctor (began 2018W or earlier)	32	\$ 1,191.42	\$ 38,125.44	\$ 1,227.16	\$ 39,269.12	\$ 35.74	\$ 1,143.68	3.0%
<b>** International undergraduate students in their seventh and subsequent years of study are assessed tuition legacy rates, as approved by the Board in February 2021</b>								

UNDERGRADUATE AND POST-BACCALAUREATE	Minimum Number of Instalments	Program Fee	Fee Per Instalment	Program Fee	Fee Per Instalment	\$ Increase in Program Fee	Percent Increase
		2022-23	2022-23	2023-24	2023-24	2023-24	2023-24
<b>DOMESTIC</b>							
Doctor of Pharmacy Flexible Program (Program Fee)**	6	\$ 42,864.30	\$ 7,144.05	\$ 43,721.58	\$ 7,286.93	\$ 857.28	2.0%
<b>INTERNATIONAL</b>							
Vantage One Program - Arts**	3	\$ 56,161.10	\$ 18,720.37	\$ 58,969.15	\$ 19,656.38	\$ 2,808.05	5.0%
Vantage One Program - Applied Science, Science, Management**	3	\$ 58,713.87	\$ 19,571.29	\$ 61,649.56	\$ 20,549.85	\$ 2,935.69	5.0%
<b>** Increase applies to began 2023S or later students only.</b>							

**SCHEDULE A**  
**UBC VANCOUVER, Effective May 1, 2023**  
**PROPOSED TUITION FEES FOR 2023-24**

UNDERGRADUATE AND POST-BACCALAUREATE	Normal Load Credits	Base Per Credit 2022-23	Typical Fee For Normal Load 2022-23	Proposed Per Credit 2023-24	Typical Fee For Normal Load 2023-24	\$ Increase Per Credit 2023-24	\$ Increase For Normal Load 2023-24	Percent Increase 2023-24
<b>INTERNATIONAL</b>								
<b>Certificate Programs</b>								
Undergraduate Certificate Dechinta Community and Land-Based Research (began 2023S or later)		\$ 1,426.75		\$ 1,498.08		\$ 71.33		5.0%
Undergraduate Certificate Dechinta Community and Land-Based Research (began between 2022S and 2022W)		\$ 1,426.75		\$ 1,469.55		\$ 42.80		3.0%
Undergraduate Certificate Dechinta Community and Land-Based Research (began 2021W or earlier)		\$ 1,399.31		\$ 1,441.28		\$ 41.97		3.0%
Undergraduate Certificate in Adult Learning and Education (began 2023S or later)		\$ 1,469.71		\$ 1,543.19		\$ 73.48		5.0%
Undergraduate Certificate in Adult Learning and Education (began between 2022S and 2022W)		\$ 1,469.71		\$ 1,513.80		\$ 44.09		3.0%
Undergraduate Certificate in Adult Learning and Education (began 2021W or earlier)		\$ 1,441.45		\$ 1,484.69		\$ 43.24		3.0%
Undergraduate Certificate in Textiles Studies (began 2023S or later)		\$ 954.55		\$ 1,002.27		\$ 47.72		5.0%
Undergraduate Certificate in Textiles Studies (began between 2022S and 2022W)		\$ 954.55		\$ 983.18		\$ 28.63		3.0%
Undergraduate Certificate in Textiles Studies (began 2021W or earlier)		\$ 936.19		\$ 964.27		\$ 28.08		3.0%
Certificate in Climate Studies and Action (began 2023S or later)		\$ 1,426.75		\$ 1,498.08		\$ 71.33		5.0%
Certificate in Climate Studies and Action (began 2022W or earlier)		\$ 1,426.75		\$ 1,469.55		\$ 42.80		3.0%
Certificate in Early Years Education (began 2023S or later)		\$ 954.55		\$ 1,002.27		\$ 47.72		5.0%
Certificate in Early Years Education (began between 2022S and 2022W)		\$ 954.55		\$ 983.18		\$ 28.63		3.0%
Certificate in Early Years Education (began 2021W or earlier)		\$ 936.19		\$ 964.27		\$ 28.08		3.0%
Certificate in Health and Wellness (began 2023S or later)		\$ 954.55		\$ 1,002.27		\$ 47.72		5.0%
Certificate in Health and Wellness (began between 2022S and 2022W)		\$ 954.55		\$ 983.18		\$ 28.63		3.0%
Certificate in Health and Wellness (began 2021W or earlier)		\$ 936.19		\$ 964.27		\$ 28.08		3.0%
Certificate in Infant Development and Supported Childcare (began 2023S or later)		\$ 954.55		\$ 1,002.27		\$ 47.72		5.0%
Certificate in Infant Development and Supported Childcare (began between 2022S and 2022W)		\$ 954.55		\$ 983.18		\$ 28.63		3.0%
Certificate in Infant Development and Supported Childcare (began 2021W or earlier)		\$ 936.19		\$ 964.27		\$ 28.08		3.0%
Certificate in Teaching About Visual and Material Culture (began 2023S or later)		\$ 954.55		\$ 1,002.27		\$ 47.72		5.0%
Certificate in Teaching About Visual and Material Culture (began between 2022S and 2022W)		\$ 954.55		\$ 983.18		\$ 28.63		3.0%
Certificate in Teaching About Visual and Material Culture (began 2021W or earlier)		\$ 936.19		\$ 964.27		\$ 28.08		3.0%
Certificate in Teacher Librarianship (began 2023S or later)		\$ 954.55		\$ 1,002.27		\$ 47.72		5.0%
Certificate in Teacher Librarianship (began between 2022S and 2022W)		\$ 954.55		\$ 983.18		\$ 28.63		3.0%
Certificate in Teacher Librarianship (began 2021W or earlier)		\$ 936.19		\$ 964.27		\$ 28.08		3.0%
Certificate in Teaching English as a Second Language (began 2023S or later)		\$ 954.55		\$ 1,002.27		\$ 47.72		5.0%
Certificate in Teaching English as a Second Language (began between 2022S and 2022W)		\$ 954.55		\$ 983.18		\$ 28.63		3.0%
Certificate in Teaching English as a Second Language (began 2021W or earlier)		\$ 936.19		\$ 964.27		\$ 28.08		3.0%
Veterans Transition Certificate in International Development and Human Security (began 2023S or later)		\$ 954.55		\$ 1,002.27		\$ 47.72		5.0%
Veterans Transition Certificate in International Development and Human Security (began between 2022S and 2022W)		\$ 954.55		\$ 983.18		\$ 28.63		3.0%
Veterans Transition Certificate in International Development and Human Security (began 2021W or earlier)		\$ 936.19		\$ 964.27		\$ 28.08		3.0%
Graduate Certificate in Adult Learning and Education (began 2023S or later)		\$ 665.64		\$ 698.92		\$ 33.28		5.0%
Graduate Certificate in Adult Learning and Education (began between 2022S and 2022W)		\$ 665.64		\$ 685.60		\$ 19.96		3.0%
Graduate Certificate in Adult Learning and Education (began 2021W or earlier)		\$ 652.84		\$ 672.42		\$ 19.58		3.0%
Graduate Certificate in Aquaculture (began 2023S or later)		\$ 1,014.00		\$ 1,064.70		\$ 50.70		5.0%
Graduate Certificate in Aquaculture (began between 2022S and 2022W)		\$ 1,014.00		\$ 1,044.42		\$ 30.42		3.0%
Graduate Certificate in Aquaculture (began 2021W or earlier)		\$ 994.50		\$ 1,024.33		\$ 29.83		3.0%
Graduate Certificate in Educational Technology (began 2023S or later)		\$ 903.65		\$ 948.83		\$ 45.18		5.0%
Graduate Certificate in Educational Technology (began between 2022S and 2022W)		\$ 903.65		\$ 930.75		\$ 27.10		3.0%
Graduate Certificate in Educational Technology (began 2021W or earlier)		\$ 886.27		\$ 912.85		\$ 26.58		3.0%
Graduate Certificate in Forest Management and Conservation (began 2023S or later)		\$ 901.33		\$ 946.39		\$ 45.06		5.0%
Graduate Certificate in Forest Management and Conservation (began between 2022S and 2022W)		\$ 901.33		\$ 928.36		\$ 27.03		3.0%
Graduate Certificate in Forest Management and Conservation (began 2021W or earlier)		\$ 884.00		\$ 910.52		\$ 26.52		3.0%
Graduate Certificate in Genomic Counselling and Variant Interpretation (began 2023S or later)		\$ 360.53		\$ 378.55		\$ 18.02		5.0%
Graduate Certificate in Genomic Counselling and Variant Interpretation (began between 2022S and 2022W)		\$ 360.53		\$ 371.34		\$ 10.81		3.0%
Graduate Certificate in Genomic Counselling and Variant Interpretation (began 2021W or earlier)		\$ 353.60		\$ 364.20		\$ 10.60		3.0%



**SCHEDULE A**  
**UBC VANCOUVER, Effective May 1, 2023**  
**PROPOSED TUITION FEES FOR 2023-24**

<b>UNDERGRADUATE AND POST-BACCALAUREATE</b>	<b>Normal Load Credits</b>	<b>Base Per Credit 2022-23</b>	<b>Typical Fee For Normal Load 2022-23</b>	<b>Proposed Per Credit 2023-24</b>	<b>Typical Fee For Normal Load 2023-24</b>	<b>\$ Increase Per Credit 2023-24</b>	<b>\$ Increase For Normal Load 2023-24</b>	<b>Percent Increase 2023-24</b>
<b>INTERNATIONAL</b>								
<b>Certificate Programs</b>								
Graduate Certificate in Global Mine Waste Management (began 2023S or later)		\$ 1,878.52		\$ 1,972.44		\$ 93.92		5.0%
Graduate Certificate in Global Mine Waste Management (began between 2022S and 2022W)		\$ 1,878.52		\$ 1,934.87		\$ 56.35		3.0%
Graduate Certificate in Global Mine Waste Management (began 2021W or earlier)		\$ 1,842.39		\$ 1,897.66		\$ 55.27		3.0%
Graduate Certificate in Global Surgical Care (began 2022S or later)		\$ 1,056.78		\$ 1,109.61		\$ 52.83		5.0%
Graduate Certificate in Global Surgical Care (began between 2021S and 2021W)		\$ 1,056.78		\$ 1,088.48		\$ 31.70		3.0%
Graduate Certificate in Global Surgical Care (began 2020W or earlier)		\$ 1,036.46		\$ 1,067.55		\$ 31.09		3.0%
Graduate Certificate in High Performance Coaching and Technical Leadership (began 2023S or later)		\$ 1,006.88		\$ 1,057.22		\$ 50.34		5.0%
Graduate Certificate in High Performance Coaching and Technical Leadership (began between 2022S and 2022W)		\$ 1,006.88		\$ 1,037.08		\$ 30.20		3.0%
Graduate Certificate in High Performance Coaching and Technical Leadership (began 2021W or earlier)		\$ 987.52		\$ 1,017.14		\$ 29.62		3.0%
Graduate Certificate in Higher Education (began 2023S or later)		\$ 665.64		\$ 698.92		\$ 33.28		5.0%
Graduate Certificate in Higher Education (began between 2022S and 2022W)		\$ 665.64		\$ 685.60		\$ 19.96		3.0%
Graduate Certificate in Higher Education (began 2021W or earlier)		\$ 652.84		\$ 672.42		\$ 19.58		3.0%
Graduate Certificate in Indigenous Public Health (began 2023S or later)		\$ 701.90		\$ 736.99		\$ 35.09		5.0%
Graduate Certificate in Indigenous Public Health (began between 2022S and 2022W)		\$ 701.90		\$ 722.95		\$ 21.05		3.0%
Graduate Certificate in Indigenous Public Health (began 2021W or earlier)		\$ 688.40		\$ 709.05		\$ 20.65		3.0%
Graduate Certificate in Orientation and Mobility (began 2023S or later)		\$ 827.90		\$ 869.29		\$ 41.39		5.0%
Graduate Certificate in Orientation and Mobility (began between 2022S and 2022W)		\$ 827.90		\$ 852.73		\$ 24.83		3.0%
Graduate Certificate in Orientation and Mobility (began 2021W or earlier)		\$ 811.98		\$ 836.33		\$ 24.35		3.0%
Graduate Certificate in Orthopaedic Musculoskeletal Physical Therapy (began 2023S or later)		\$ 612.70		\$ 643.33		\$ 30.63		5.0%
Graduate Certificate in Orthopaedic Musculoskeletal Physical Therapy (began between 2022S and 2022W)		\$ 612.70		\$ 631.08		\$ 18.38		3.0%
Graduate Certificate in Orthopaedic Musculoskeletal Physical Therapy (began 2021W or earlier)		\$ 600.92		\$ 618.94		\$ 18.02		3.0%
Graduate Certificate in Rehabilitation Sciences (began 2023S or later)		\$ 489.27		\$ 513.73		\$ 24.46		5.0%
Graduate Certificate in Rehabilitation Sciences (began between 2022S and 2022W)		\$ 489.27		\$ 503.94		\$ 14.67		3.0%
Graduate Certificate in Rehabilitation Sciences (began 2021W or earlier)		\$ 479.86		\$ 494.25		\$ 14.39		3.0%
<b>Other</b>								
Unclassified, Qualifying, Visiting, Access Studies, Auditors (per credit)		\$ 1,486.13		\$ 1,560.43		\$ 74.30		5.0%

**SCHEDULE A**  
**UBC VANCOUVER, Effective May 1, 2023**  
**PROPOSED TUITION FEES FOR 2023-24**

DOMESTIC GRADUATE PER INSTALMENT	Minimum Number of Instalments	Per Instalment Fee		\$ Increase per Instalment 2023-24	Percent Increase 2023-24
		2022-23	2023-24		
<b>Graduate Programs with Standard Rates</b>					
All Domestic Master's Programs Full Time (except below)	3	\$ 1,767.18	\$ 1,802.52	\$ 35.34	2.0%
All Domestic Doctoral Programs Full Time (except below)	6	\$ 1,767.18	\$ 1,802.52	\$ 35.34	2.0%
All Domestic Master's Programs Part Time (except below)	9	\$ 1,009.98	\$ 1,030.17	\$ 20.19	2.0%
All Domestic Doctoral Programs Part Time (except below)	9	\$ 1,300.15	\$ 1,326.15	\$ 26.00	2.0%
All Domestic Graduate Continuing fee	N/A	\$ 807.36	\$ 823.50	\$ 16.14	2.0%
All Domestic Graduate Extension fee	N/A	\$ 1,133.95	\$ 1,156.62	\$ 22.67	2.0%
<b>Graduate Programs with Specialized Rates</b>					
Master of Architecture	5	\$ 1,982.23	\$ 2,021.87	\$ 39.64	2.0%
Master of Archival Studies, Master of Library and Information Studies, Dual MAS/MLIS (Full Time)	3	\$ 1,807.23	\$ 1,843.37	\$ 36.14	2.0%
Master of Archival Studies, Master of Library and Information Studies, Dual MAS/MLIS (Part Time)	9	\$ 1,040.35	\$ 1,061.15	\$ 20.80	2.0%
Master of Arts in Faculty of Education except Kinesiology (Full Time)***	3	\$ 2,526.47	\$ 2,576.99	\$ 50.52	2.0%
Master of Arts in Faculty of Education except Kinesiology (Part Time)***	9	\$ 1,518.78	\$ 1,549.15	\$ 30.37	2.0%
Master of Business Administration (Full Time - 16 months)*	4	\$ 12,853.59	\$ 13,110.66	\$ 257.07	2.0%
Professional Masters of Business Administration*	6	\$ 8,569.06	\$ 8,740.44	\$ 171.38	2.0%
Master of Business Administration and Master of Business Analytics Dual Degree Program Option*	6	\$ 15,561.56	\$ 15,872.79	\$ 311.23	2.0%
Master of Business Analytics*	3	\$ 13,985.00	\$ 14,264.70	\$ 279.70	2.0%
Master of Community and Regional Planning	6	\$ 3,664.73	\$ 3,738.02	\$ 73.29	2.0%
Master of Data Science*	3	\$ 11,261.61	\$ 11,486.84	\$ 225.23	2.0%
Master of Data Science in Computational Linguistics*	3	\$ 11,261.61	\$ 11,486.84	\$ 225.23	2.0%
Master of Education (Full Time)***	3	\$ 2,526.47	\$ 2,576.99	\$ 50.52	2.0%
Master of Education (Part Time)***	9	\$ 1,518.78	\$ 1,549.15	\$ 30.37	2.0%
Master of Education (Off Campus, Part Time over 3 instalments)	3	\$ 5,355.90	\$ 5,463.01	\$ 107.11	2.0%
Master of Education (Off Campus, Part Time over 6 instalments)	6	\$ 2,677.94	\$ 2,731.49	\$ 53.55	2.0%
Master of Education (Off Campus, Part Time over 7 instalments)	7	\$ 2,295.38	\$ 2,341.28	\$ 45.90	2.0%
Master of Education (Off Campus, Part Time over 8 instalments)	8	\$ 2,008.45	\$ 2,048.61	\$ 40.16	2.0%
Master of Education (Off Campus, Part Time over 9 instalments)***	9	\$ 1,785.28	\$ 1,820.98	\$ 35.70	2.0%
Master of Education in Adult Learning and Global Change	6	\$ 2,975.49	\$ 3,034.99	\$ 59.50	2.0%
Master of Education in Counselling Psychology (On Campus)	3	\$ 2,526.47	\$ 2,576.99	\$ 50.52	2.0%
Master of Education in Counselling Psychology (Off Campus)	9	\$ 3,085.70	\$ 3,147.41	\$ 61.71	2.0%
Master of Engineering (Full Time)	3	\$ 2,147.95	\$ 2,190.90	\$ 42.95	2.0%
Master of Engineering (Part Time)	9	\$ 1,265.79	\$ 1,291.10	\$ 25.31	2.0%
Master of Engineering in Clean Energy Engineering (Full Time)	3	\$ 6,442.15	\$ 6,570.99	\$ 128.84	2.0%
Master of Engineering in Naval Architecture and Marine Engineering (Full Time)	3	\$ 9,763.81	\$ 9,959.08	\$ 195.27	2.0%
Master of Engineering Leadership*	3	\$ 10,338.15	\$ 10,544.91	\$ 206.76	2.0%
Master of Engineering Leadership (Part Time)*	6	\$ 5,169.07	\$ 5,272.45	\$ 103.38	2.0%
Master of Food and Resource Economics	3	\$ 7,708.57	\$ 7,862.74	\$ 154.17	2.0%
Master of Food Science	3	\$ 4,486.21	\$ 4,575.93	\$ 89.72	2.0%
Master of Geomatics for Environmental Management	3	\$ 6,256.45	\$ 6,381.57	\$ 125.12	2.0%
Master of Global Surgical Care	6	\$ 4,968.34	\$ 5,067.70	\$ 99.36	2.0%
Master of Health Administration	6	\$ 5,236.98	\$ 5,341.71	\$ 104.73	2.0%
Master of Health Leadership and Policy*	3	\$ 10,338.15	\$ 10,544.91	\$ 206.76	2.0%
Master of Health Leadership and Policy (Part Time)*	6	\$ 5,169.07	\$ 5,272.45	\$ 103.38	2.0%
Master of High Performance Coaching and Technical Leadership (with transferable Graduate Certificate)	6	\$ 2,752.82	\$ 2,807.87	\$ 55.05	2.0%
Master of International Forestry	3	\$ 6,602.86	\$ 6,734.91	\$ 132.05	2.0%
Master of Journalism	5	\$ 2,587.91	\$ 2,639.66	\$ 51.75	2.0%
Master of Kinesiology (Full Time)	3	\$ 2,003.25	\$ 2,043.31	\$ 40.06	2.0%
Master of Kinesiology (Part Time)	9	\$ 1,171.05	\$ 1,194.47	\$ 23.42	2.0%
Master of Land and Water Systems	3	\$ 7,121.53	\$ 7,263.96	\$ 142.43	2.0%
Master of Landscape Architecture	5	\$ 1,909.91	\$ 1,948.10	\$ 38.19	2.0%
Master of Management*	3	\$ 10,473.96	\$ 10,683.43	\$ 209.47	2.0%
Master of Museum Education	7	\$ 2,403.15	\$ 2,451.21	\$ 48.06	2.0%
Master of Nursing - Nurse Practitioner	5	\$ 1,767.18	\$ 1,802.52	\$ 35.34	2.0%
Master of Nutrition and Dietetics	7	\$ 4,251.11	\$ 4,336.13	\$ 85.02	2.0%
Master of Occupational Therapy	6	\$ 2,618.43	\$ 2,670.79	\$ 52.36	2.0%
Master of Pharmacy Leadership****	4	\$ 7,625.00	\$ 7,777.50	\$ 152.50	2.0%
Master of Physical Therapy	7	\$ 2,244.36	\$ 2,289.24	\$ 44.88	2.0%
* Increase applies to new incoming students only.					
**Instalments 1 and 10 for the Doctor of Education in Educational Leadership program are assessed at half rate.					
*** Students with transferable Graduate Certificate pays a reduced number of minimum instalments.					
****Ministry approval is pending, increase applies to new incoming students only.					

**SCHEDULE A**  
**UBC VANCOUVER, Effective May 1, 2023**  
**PROPOSED TUITION FEES FOR 2023-24**

DOMESTIC GRADUATE PER INSTALMENT	Minimum Number of Instalments	Per Instalment Fee		\$ Increase per Instalment 2023-24	Percent Increase 2023-24
		2022-23	2023-24		
<b>Graduate Programs with Specialized Rates</b>					
Master of Public Policy and Global Affairs	5	\$ 9,878.67	\$ 10,076.24	\$ 197.57	2.0%
Master of Public Policy and Global Affairs (Accelerated option)	4	\$ 12,348.34	\$ 12,595.30	\$ 246.96	2.0%
Master of Science, Genetic Counselling	5	\$ 8,569.46	\$ 8,740.84	\$ 171.38	2.0%
Master of Sustainable Forest Management	3	\$ 6,602.86	\$ 6,734.91	\$ 132.05	2.0%
Master of Urban Design	3	\$ 6,639.38	\$ 6,772.16	\$ 132.78	2.0%
Master of Urban Forestry Leadership	4	\$ 5,202.00	\$ 5,306.04	\$ 104.04	2.0%
Dual Master of Business Administration and Juris Doctor	11	\$ 8,179.48	\$ 8,343.05	\$ 163.57	2.0%
Dual Master of Business Administration and Juris Doctor (transfer from first year in Juris Doctor)	8	\$ 9,570.26	\$ 9,761.65	\$ 191.39	2.0%
Dual Master of Architecture and Master of Landscape Architecture	8	\$ 2,871.70	\$ 2,929.13	\$ 57.43	2.0%
Combined Master of Public Health and Master of Science in Nursing	6	\$ 3,534.38	\$ 3,605.06	\$ 70.68	2.0%
Combined Master of Public Health with Diploma in Dental Public Health	7	\$ 6,534.71	\$ 6,665.40	\$ 130.69	2.0%
Combined Master of Science in Craniofacial Science and Diploma in Periodontics	9	\$ 6,534.81	\$ 6,665.50	\$ 130.69	2.0%
Combined Master of Science in Craniofacial Science and Diploma in Endodontics	9	\$ 6,534.81	\$ 6,665.50	\$ 130.69	2.0%
Combined Master of Science in Craniofacial Science and Diploma in Orthodontics	9	\$ 6,534.81	\$ 6,665.50	\$ 130.69	2.0%
Combined Master of Science in Craniofacial Science and Diploma in Pediatric Dentistry	9	\$ 6,534.81	\$ 6,665.50	\$ 130.69	2.0%
Combined Master of Science in Craniofacial Science and Diploma in Prosthodontics	9	\$ 6,534.81	\$ 6,665.50	\$ 130.69	2.0%
<b>Doctoral Degree Programs</b>					
Doctor of Education in Educational Leadership**	10	\$ 4,042.48	\$ 4,123.32	\$ 80.84	2.0%
Combined Doctor of Philosophy and Doctor of Medicine	18	\$ 1,837.57	\$ 1,874.32	\$ 36.75	2.0%
Combined Doctor of Philosophy in Craniofacial Science and Diploma in Endodontics	9	\$ 6,534.81	\$ 6,665.50	\$ 130.69	2.0%
Combined Doctor of Philosophy in Craniofacial Science and Diploma in Orthodontics	9	\$ 6,534.81	\$ 6,665.50	\$ 130.69	2.0%
Combined Doctor of Philosophy in Craniofacial Science and Diploma in Pediatric Dentistry	9	\$ 6,534.81	\$ 6,665.50	\$ 130.69	2.0%
Combined Doctor of Philosophy in Craniofacial Science and Diploma in Periodontics	9	\$ 6,534.81	\$ 6,665.50	\$ 130.69	2.0%
Combined Doctor of Philosophy in Craniofacial Science and Diploma in Prosthodontics	9	\$ 6,534.81	\$ 6,665.50	\$ 130.69	2.0%
Combined Master of Physical Therapy and Doctor of Philosophy in Rehabilitation Sciences (Instalments 1-7)	15	\$ 2,244.36	\$ 2,289.24	\$ 44.88	2.0%
Combined Master of Physical Therapy and Doctor of Philosophy in Rehabilitation Sciences (Instalments 8-15)	15	\$ 1,767.18	\$ 1,802.52	\$ 35.34	2.0%
<i>* Increase applies to new incoming students only.</i>					
<i>**Instalments 1 and 10 for the Doctor of Education in Educational Leadership program are assessed at half rate.</i>					
<i>*** Students with transferable Graduate Certificate pays a reduced number of minimum instalments.</i>					
<i>****Ministry approval is pending, increase applies to new incoming students only.</i>					

DOMESTIC GRADUATE PER CREDIT	Base Per Credit		Proposed Per Credit		\$ Increase Per Credit 2023-24	Percent Increase 2023-24
	2022-23	2023-24	2023-24	2023-24		
Master of Educational Technology	\$ 583.41	\$ 595.07	\$ 11.66	2.0%		
Master of Fine Arts in Creative Writing (Distance Education)	\$ 653.41	\$ 666.47	\$ 13.06	2.0%		
Master of Laws in Common Law	\$ 942.46	\$ 961.30	\$ 18.84	2.0%		
Master of Laws in Taxation	\$ 976.37	\$ 995.89	\$ 19.52	2.0%		
Master of Rehabilitation Science (Online)	\$ 452.71	\$ 461.76	\$ 9.05	2.0%		
<b>Other</b>						
Unclassified, Qualifying, Visiting, Access Studies, Auditors (Graduate-level non-Law courses)	\$ 449.89	\$ 458.88	\$ 8.99	2.0%		
Unclassified, Qualifying, Visiting, Access Studies, Auditors (Graduate-level Master of Laws in Common Law courses)	\$ 942.46	\$ 961.30	\$ 18.84	2.0%		

DOMESTIC GRADUATE PROGRAM FEES	Program Fee		\$ Increase in Program Fee		Percent Increase 2023-24
	2022-23	2023-24	2023-24	2023-24	
International Masters of Business Administration *	\$ 51,414.36	\$ 52,442.64	\$ 1,028.28	2.0%	
Master of Management (Bachelor Dual Degree Option)	\$ 31,421.88	\$ 32,050.29	\$ 628.41	2.0%	
<i>* Increase applies to began 2023S or later students only.</i>					

**SCHEDULE A**  
**UBC VANCOUVER, Effective May 1, 2023**  
**PROPOSED TUITION FEES FOR 2023-24**

INTERNATIONAL GRADUATE PER INSTALMENT	Minimum Number of Instalments	Per Instalment Fee 2022-23	Per Instalment Fee		Percent Increase 2023-24
			2023-24	\$ Increase per Instalment 2023-24	
<i>No international standard graduate fee will be less than its associated domestic fee.</i>					
<b>Graduate Programs with Standard Rates</b>					
All International Master's Students Full Time (except below; until degree completion)*	3	\$ 3,104.64	\$ 3,166.73	\$ 62.09	2.0%
All International Doctoral Students Full Time (except below; until degree completion)*	6	\$ 3,104.64	\$ 3,166.73	\$ 62.09	2.0%
All International Master's Programs Part Time (except below)	9	\$ 1,785.16	\$ 1,820.86	\$ 35.70	2.0%
All International Doctoral Programs Part Time (except below)	9	\$ 2,607.99	\$ 2,660.14	\$ 52.15	2.0%
<b>Graduate Programs with Specialized Rates</b>					
Master of Architecture (began 2023S or later)	5	\$ 15,720.67	\$ 16,506.70	\$ 786.03	5.0%
Master of Architecture (began between 2022S and 2022W)	5	\$ 15,720.67	\$ 16,192.29	\$ 471.62	3.0%
Master of Architecture (began between 2021S and 2021W)	5	\$ 15,418.35	\$ 15,880.90	\$ 462.55	3.0%
Master of Architecture (began 2020W or earlier)	5	\$ 15,121.84	\$ 15,575.49	\$ 453.65	3.0%
Master of Archival Studies, Master of Library and Information Studies, Dual MAS/MLIS* (began 2023S or later)	3	\$ 3,524.15	\$ 3,700.35	\$ 176.20	5.0%
Master of Archival Studies, Master of Library and Information Studies, Dual MAS/MLIS* (began between 2022S and 2022W)	3	\$ 3,524.15	\$ 3,629.87	\$ 105.72	3.0%
Master of Archival Studies, Master of Library and Information Studies, Dual MAS/MLIS* (began between 2021S and 2021W)	3	\$ 3,456.38	\$ 3,560.07	\$ 103.69	3.0%
Master of Archival Studies, Master of Library and Information Studies, Dual MAS/MLIS* (began 2020W or earlier)	3	\$ 3,389.90	\$ 3,491.59	\$ 101.69	3.0%
Master of Arts in Economics (began 2023S or later)	3	\$ 8,968.90	\$ 9,417.34	\$ 448.44	5.0%
Master of Arts in Economics (began between 2022S and 2022W)	3	\$ 8,968.90	\$ 9,237.96	\$ 269.06	3.0%
Master of Arts in Economics (began between 2021S and 2021W)	3	\$ 8,796.42	\$ 9,060.31	\$ 263.89	3.0%
Master of Arts in Economics (began 2020W or earlier)	3	\$ 8,627.26	\$ 8,886.07	\$ 258.81	3.0%
Master of Arts in Faculty of Education except Kinesiology (Full Time)* (began 2023S or later)	3	\$ 4,904.99	\$ 5,150.23	\$ 245.24	5.0%
Master of Arts in Faculty of Education except Kinesiology (Full Time)* (began between 2022S and 2022W)	3	\$ 4,904.99	\$ 5,052.13	\$ 147.14	3.0%
Master of Arts in Faculty of Education except Kinesiology (Full Time)* (began between 2021S and 2021W)	3	\$ 4,810.66	\$ 4,954.97	\$ 144.31	3.0%
Master of Arts in Faculty of Education except Kinesiology (Full Time)* (began 2020W or earlier)	3	\$ 4,718.15	\$ 4,859.69	\$ 141.54	3.0%
Master of Business Administration (Full Time - 16 months)**	4	\$ 22,513.94	\$ 23,639.63	\$ 1,125.69	5.0%
Professional Masters of Business Administration**	6	\$ 15,009.28	\$ 15,759.74	\$ 750.46	5.0%
Master of Business Administration and Master of Business Analytics Dual Degree Program Option**	6	\$ 25,050.57	\$ 26,303.09	\$ 1,252.52	5.0%
Master of Business Analytics**	3	\$ 20,082.55	\$ 21,086.67	\$ 1,004.12	5.0%
Master of Community and Regional Planning (began 2023S or later)	6	\$ 7,903.50	\$ 8,298.67	\$ 395.17	5.0%
Master of Community and Regional Planning (began between 2022S and 2022W)	6	\$ 7,903.50	\$ 8,140.60	\$ 237.10	3.0%
Master of Community and Regional Planning (began between 2021S and 2021W)	6	\$ 7,751.51	\$ 7,984.05	\$ 232.54	3.0%
Master of Community and Regional Planning (began between 2020S and 2020W)	6	\$ 7,602.44	\$ 7,830.51	\$ 228.07	3.0%
Master of Community and Regional Planning (began 2019W or earlier)	6	\$ 7,529.34	\$ 7,755.22	\$ 225.88	3.0%
Master of Data Science**	3	\$ 16,548.02	\$ 17,375.42	\$ 827.40	5.0%
Master of Data Science in Computational Linguistics**	3	\$ 16,548.02	\$ 17,375.42	\$ 827.40	5.0%
Master of Education (Full Time)**** (began 2023S or later)	3	\$ 4,904.99	\$ 5,150.23	\$ 245.24	5.0%
Master of Education (Full Time)**** (began between 2022S and 2022W)	3	\$ 4,904.99	\$ 5,052.13	\$ 147.14	3.0%
Master of Education (Full Time)**** (began between 2021S and 2021W)	3	\$ 4,810.66	\$ 4,954.97	\$ 144.31	3.0%
Master of Education (Full Time)**** (began 2020W or earlier)	3	\$ 4,718.15	\$ 4,859.69	\$ 141.54	3.0%
Master of Education (Off Campus, Part Time over 3 instalments) (began 2023S or later)	3	\$ 5,788.49	\$ 6,077.91	\$ 289.42	5.0%
Master of Education (Off Campus, Part Time over 3 instalments) (began between 2022S and 2022W)	3	\$ 5,788.49	\$ 5,962.14	\$ 173.65	3.0%
Master of Education (Off Campus, Part Time over 3 instalments) (began between 2021S and 2021W)	3	\$ 5,677.17	\$ 5,847.48	\$ 170.31	3.0%
Master of Education (Off Campus, Part Time over 3 instalments) (began 2020W or earlier)	3	\$ 5,567.99	\$ 5,735.02	\$ 167.03	3.0%
Master of Education (Off Campus, Part Time over 6 instalments) (began 2023S or later)	6	\$ 2,894.23	\$ 3,038.94	\$ 144.71	5.0%
Master of Education (Off Campus, Part Time over 6 instalments) (began between 2022S and 2022W)	6	\$ 2,894.23	\$ 2,981.05	\$ 86.82	3.0%
Master of Education (Off Campus, Part Time over 6 instalments) (began between 2021S and 2021W)	6	\$ 2,838.57	\$ 2,923.72	\$ 85.15	3.0%
Master of Education (Off Campus, Part Time over 6 instalments) (began between 2020S and 2020W)	6	\$ 2,783.98	\$ 2,867.49	\$ 83.51	3.0%
Master of Education (Off Campus, Part Time over 6 instalments) (began 2019W or earlier)	6	\$ 2,757.22	\$ 2,839.93	\$ 82.71	3.0%
<i>* International Graduate Students in Programs with Standard Rates, MLIS, Dual MAS/MLIS, and MA &amp; MED in Education Students receive an International Tuition Award.</i>					
<i>** Increase applies to new incoming students only.</i>					
<i>*** Instalments 1 and 10 for the Doctor of Education in Educational Leadership program are assessed at half rate.</i>					
<i>**** Students with transferable Graduate Certificate pays a reduced number of minimum instalments.</i>					
<i>*****Ministry approval is pending, increase applies to new incoming students only.</i>					

**SCHEDULE A**  
**UBC VANCOUVER, Effective May 1, 2023**  
**PROPOSED TUITION FEES FOR 2023-24**

INTERNATIONAL GRADUATE PER INSTALMENT	Minimum Number of Instalments	Per Instalment Fee 2022-23	Per Instalment Fee		Percent Increase 2023-24
			2023-24	\$ Increase per Instalment 2023-24	
<b>Graduate Programs with Specialized Rates</b>					
Master of Education (Off Campus, Part Time over 7 instalments) (began 2023S or later)	7	\$ 2,480.77	\$ 2,604.80	\$ 124.03	5.0%
Master of Education (Off Campus, Part Time over 7 instalments) (began between 2022S and 2022W)	7	\$ 2,480.77	\$ 2,555.19	\$ 74.42	3.0%
Master of Education (Off Campus, Part Time over 7 instalments) (began between 2021S and 2021W)	7	\$ 2,433.06	\$ 2,506.05	\$ 72.99	3.0%
Master of Education (Off Campus, Part Time over 7 instalments) (began between 2020S and 2020W)	7	\$ 2,386.27	\$ 2,457.85	\$ 71.58	3.0%
Master of Education (Off Campus, Part Time over 7 instalments) (began 2019W or earlier)	7	\$ 2,363.34	\$ 2,434.24	\$ 70.90	3.0%
Master of Education (Off Campus, Part Time over 8 instalments) (began 2023S or later)	8	\$ 2,170.66	\$ 2,279.19	\$ 108.53	5.0%
Master of Education (Off Campus, Part Time over 8 instalments) (began between 2022S and 2022W)	8	\$ 2,170.66	\$ 2,235.77	\$ 65.11	3.0%
Master of Education (Off Campus, Part Time over 8 instalments) (began between 2021S and 2021W)	8	\$ 2,128.92	\$ 2,192.78	\$ 63.86	3.0%
Master of Education (Off Campus, Part Time over 8 instalments) (began between 2020S and 2020W)	8	\$ 2,087.98	\$ 2,150.61	\$ 62.63	3.0%
Master of Education (Off Campus, Part Time over 8 instalments) (began 2019W or earlier)	8	\$ 2,067.91	\$ 2,129.94	\$ 62.03	3.0%
Master of Education (Off Campus, Part Time over 9 instalments)**** (began 2023S or later)	9	\$ 1,929.49	\$ 2,025.96	\$ 96.47	5.0%
Master of Education (Off Campus, Part Time over 9 instalments)**** (began between 2022S and 2022W)	9	\$ 1,929.49	\$ 1,987.37	\$ 57.88	3.0%
Master of Education (Off Campus, Part Time over 9 instalments)**** (began between 2021S and 2021W)	9	\$ 1,892.38	\$ 1,949.15	\$ 56.77	3.0%
Master of Education (Off Campus, Part Time over 9 instalments)**** (began between 2020S and 2020W)	9	\$ 1,855.99	\$ 1,911.66	\$ 55.67	3.0%
Master of Education (Off Campus, Part Time over 9 instalments)**** (began between 2019S and 2019W)	9	\$ 1,838.14	\$ 1,893.28	\$ 55.14	3.0%
Master of Education (Off Campus, Part Time over 9 instalments)**** (began 2018W or earlier)	9	\$ 1,820.46	\$ 1,875.07	\$ 54.61	3.0%
Master of Education in Adult Learning and Global Change (began 2023S or later)	6	\$ 4,608.79	\$ 4,839.22	\$ 230.43	5.0%
Master of Education in Adult Learning and Global Change (began between 2022S and 2022W)	6	\$ 4,608.79	\$ 4,747.05	\$ 138.26	3.0%
Master of Education in Adult Learning and Global Change (began between 2021S and 2021W)	6	\$ 4,520.16	\$ 4,655.76	\$ 135.60	3.0%
Master of Education in Adult Learning and Global Change (began between 2020S and 2020W)	6	\$ 4,433.23	\$ 4,566.22	\$ 132.99	3.0%
Master of Education in Adult Learning and Global Change (began 2019W or earlier)	6	\$ 4,390.61	\$ 4,522.32	\$ 131.71	3.0%
Master of Engineering (Full Time) (began 2023S or later)	3	\$ 7,591.63	\$ 7,971.21	\$ 379.58	5.0%
Master of Engineering (Full Time) (began between 2022S and 2022W)	3	\$ 7,591.63	\$ 7,819.37	\$ 227.74	3.0%
Master of Engineering (Full Time) (began between 2021S and 2021W)	3	\$ 7,445.64	\$ 7,669.00	\$ 223.36	3.0%
Master of Engineering (Full Time) (began 2020W or earlier)	3	\$ 7,302.45	\$ 7,521.52	\$ 219.07	3.0%
Master of Engineering in Clean Energy Engineering (Full Time) (began 2023S or later)	3	\$ 11,963.16	\$ 12,561.31	\$ 598.15	5.0%
Master of Engineering in Clean Energy Engineering (Full Time) (began between 2022S and 2022W)	3	\$ 11,963.16	\$ 12,322.05	\$ 358.89	3.0%
Master of Engineering in Clean Energy Engineering (Full Time) (began between 2021S and 2021W)	3	\$ 11,733.10	\$ 12,085.09	\$ 351.99	3.0%
Master of Engineering in Clean Energy Engineering (Full Time) (began 2020W or earlier)	3	\$ 11,507.46	\$ 11,852.68	\$ 345.22	3.0%
Master of Engineering in Naval Architecture and Marine Engineering (Full Time) (began 2023S or later)	3	\$ 17,385.36	\$ 18,254.62	\$ 869.26	5.0%
Master of Engineering in Naval Architecture and Marine Engineering (Full Time) (began between 2022S and 2022W)	3	\$ 17,385.36	\$ 17,906.92	\$ 521.56	3.0%
Master of Engineering in Naval Architecture and Marine Engineering (Full Time) (began between 2021S and 2021W)	3	\$ 17,051.03	\$ 17,562.56	\$ 511.53	3.0%
Master of Engineering in Naval Architecture and Marine Engineering (Full Time) (began 2020W or earlier)	3	\$ 16,723.12	\$ 17,224.81	\$ 501.69	3.0%
Master of Engineering Leadership**	3	\$ 19,601.14	\$ 20,581.19	\$ 980.05	5.0%
Master of Engineering Leadership (Part Time)**	6	\$ 9,800.56	\$ 10,290.58	\$ 490.02	5.0%
Master of Food and Resource Economics (began 2023S or later)	3	\$ 16,132.11	\$ 16,938.71	\$ 806.60	5.0%
Master of Food and Resource Economics (began between 2022S and 2022W)	3	\$ 16,132.11	\$ 16,616.07	\$ 483.96	3.0%
Master of Food and Resource Economics (began between 2021S and 2021W)	3	\$ 15,821.88	\$ 16,296.53	\$ 474.65	3.0%
Master of Food and Resource Economics (began 2020W or earlier)	3	\$ 15,517.61	\$ 15,983.13	\$ 465.52	3.0%
Master of Food Science (began 2023S or later)	3	\$ 14,171.08	\$ 14,879.63	\$ 708.55	5.0%
Master of Food Science (began between 2022S and 2022W)	3	\$ 14,171.08	\$ 14,596.21	\$ 425.13	3.0%
Master of Food Science (began between 2021S and 2021W)	3	\$ 13,898.56	\$ 14,315.51	\$ 416.95	3.0%
Master of Food Science (began 2020W or earlier)	3	\$ 13,631.28	\$ 14,040.21	\$ 408.93	3.0%
* International Graduate Students in Programs with Standard Rates, MLIS, Dual MAS/MLIS, and MA & MED in Education Students receive an International Tuition Award.					
** Increase applies to new incoming students only.					
*** Instalments 1 and 10 for the Doctor of Education in Educational Leadership program are assessed at half rate.					
**** Students with transferable Graduate Certificate pays a reduced number of minimum instalments.					
*****Ministry approval is pending, increase applies to new incoming students only.					



**SCHEDULE A**  
**UBC VANCOUVER, Effective May 1, 2023**  
**PROPOSED TUITION FEES FOR 2023-24**

INTERNATIONAL GRADUATE PER INSTALMENT	Minimum Number of Instalments	Per Instalment Fee 2022-23	Per Instalment Fee		Percent Increase 2023-24
			2023-24	\$ Increase per Instalment 2023-24	
<b>Graduate Programs with Specialized Rates</b>					
Master of Geomatics for Environmental Management (began 2023S or later)	3	\$ 12,852.82	\$ 13,495.46	\$ 642.64	5.0%
Master of Geomatics for Environmental Management (began between 2022S and 2022W)	3	\$ 12,852.82	\$ 13,238.40	\$ 385.58	3.0%
Master of Geomatics for Environmental Management (began between 2021S and 2021W)	3	\$ 12,605.65	\$ 12,983.81	\$ 378.16	3.0%
Master of Geomatics for Environmental Management (began 2020W or earlier)	3	\$ 12,363.24	\$ 12,734.13	\$ 370.89	3.0%
Master of Global Surgical Care (began 2023S or later)	6	\$ 9,037.15	\$ 9,489.00	\$ 451.85	5.0%
Master of Global Surgical Care (began between 2022S and 2022W)	6	\$ 9,037.15	\$ 9,308.26	\$ 271.11	3.0%
Master of Global Surgical Care (began between 2021S and 2021W)	6	\$ 8,863.36	\$ 9,129.26	\$ 265.90	3.0%
Master of Global Surgical Care (began between 2020S and 2020W)	6	\$ 8,692.90	\$ 8,953.68	\$ 260.78	3.0%
Master of Global Surgical Care (began 2019W or earlier)	6	\$ 8,609.33	\$ 8,867.60	\$ 258.27	3.0%
Master of Health Administration (began 2023S or later)	6	\$ 9,308.15	\$ 9,773.55	\$ 465.40	5.0%
Master of Health Administration (began between 2022S and 2022W)	6	\$ 9,308.15	\$ 9,587.39	\$ 279.24	3.0%
Master of Health Administration (began between 2021S and 2021W)	6	\$ 9,129.15	\$ 9,403.02	\$ 273.87	3.0%
Master of Health Administration (began between 2020S and 2020W)	6	\$ 8,953.59	\$ 9,222.19	\$ 268.60	3.0%
Master of Health Administration (began 2019W or earlier)	6	\$ 8,867.50	\$ 9,133.52	\$ 266.02	3.0%
Master of Health Leadership and Policy**	3	\$ 19,601.14	\$ 20,581.19	\$ 980.05	5.0%
Master of Health Leadership and Policy (Part Time)**	6	\$ 9,800.56	\$ 10,290.58	\$ 490.02	5.0%
Master of Health Science (began 2023S or later)	3	\$ 7,779.18	\$ 8,168.13	\$ 388.95	5.0%
Master of Health Science (began between 2022S and 2022W)	3	\$ 7,779.18	\$ 8,012.55	\$ 233.37	3.0%
Master of Health Science (began between 2021S and 2021W)	3	\$ 7,629.58	\$ 7,858.46	\$ 228.88	3.0%
Master of Health Science (began 2020W or earlier)	3	\$ 7,482.86	\$ 7,707.34	\$ 224.48	3.0%
Master of High Performance Coaching and Technical Leadership (with transferable Graduate Certificate) (began 2023S or later)	6	\$ 5,102.29	\$ 5,357.40	\$ 255.11	5.0%
Master of High Performance Coaching and Technical Leadership (with transferable Graduate Certificate) (began between 2022S and 2022W)	6	\$ 5,102.29	\$ 5,255.35	\$ 153.06	3.0%
Master of High Performance Coaching and Technical Leadership (with transferable Graduate Certificate) (began between 2021S and 2021W)	6	\$ 5,004.17	\$ 5,154.29	\$ 150.12	3.0%
Master of High Performance Coaching and Technical Leadership (with transferable Graduate Certificate) (began between 2020S and 2020W)	6	\$ 4,907.93	\$ 5,055.16	\$ 147.23	3.0%
Master of High Performance Coaching and Technical Leadership (with transferable Graduate Certificate) (began 2019W or earlier)	6	\$ 4,860.74	\$ 5,006.56	\$ 145.82	3.0%
Master of International Forestry (began 2023S or later)	3	\$ 12,429.50	\$ 13,050.97	\$ 621.47	5.0%
Master of International Forestry (began between 2022S and 2022W)	3	\$ 12,429.50	\$ 12,802.38	\$ 372.88	3.0%
Master of International Forestry (began between 2021S and 2021W)	3	\$ 12,190.47	\$ 12,556.18	\$ 365.71	3.0%
Master of International Forestry (began 2020W or earlier)	3	\$ 11,956.04	\$ 12,314.72	\$ 358.68	3.0%
Master of Journalism (began 2023S or later)	5	\$ 9,804.79	\$ 10,295.02	\$ 490.23	5.0%
Master of Journalism (began between 2022S and 2022W)	5	\$ 9,804.79	\$ 10,098.93	\$ 294.14	3.0%
Master of Journalism (began between 2021S and 2021W)	5	\$ 9,616.24	\$ 9,904.72	\$ 288.48	3.0%
Master of Journalism (began 2020W or earlier)	5	\$ 9,431.31	\$ 9,714.24	\$ 282.93	3.0%
Master of Kinesiology (Full Time) (began 2023S or later)	3	\$ 7,934.82	\$ 8,331.56	\$ 396.74	5.0%
Master of Kinesiology (Full Time) (began between 2022S and 2022W)	3	\$ 7,934.82	\$ 8,172.86	\$ 238.04	3.0%
Master of Kinesiology (Full Time) (began between 2021S and 2021W)	3	\$ 7,782.23	\$ 8,015.69	\$ 233.46	3.0%
Master of Kinesiology (Full Time) (began 2020W or earlier)	3	\$ 7,632.57	\$ 7,861.54	\$ 228.97	3.0%
Master of Land and Water Systems (began 2023S or later)	3	\$ 13,338.46	\$ 14,005.38	\$ 666.92	5.0%
Master of Land and Water Systems (began between 2022S and 2022W)	3	\$ 13,338.46	\$ 13,738.61	\$ 400.15	3.0%
Master of Land and Water Systems (began between 2021S and 2021W)	3	\$ 13,081.95	\$ 13,474.40	\$ 392.45	3.0%
Master of Land and Water Systems (began 2020W or earlier)	3	\$ 12,830.38	\$ 13,215.29	\$ 384.91	3.0%
Master of Landscape Architecture (began 2023S or later)	5	\$ 15,720.67	\$ 16,506.70	\$ 786.03	5.0%
Master of Landscape Architecture (began between 2022S and 2022W)	5	\$ 15,720.67	\$ 16,192.29	\$ 471.62	3.0%
Master of Landscape Architecture (began between 2021S and 2021W)	5	\$ 15,418.35	\$ 15,880.90	\$ 462.55	3.0%
Master of Landscape Architecture (began 2020W or earlier)	5	\$ 15,121.84	\$ 15,575.49	\$ 453.65	3.0%
Master of Management**	3	\$ 16,871.89	\$ 17,715.48	\$ 843.59	5.0%
Master of Museum Education (began 2023S or later)	7	\$ 4,268.62	\$ 4,482.05	\$ 213.43	5.0%
Master of Museum Education (began between 2022S and 2022W)	7	\$ 4,268.62	\$ 4,396.67	\$ 128.05	3.0%
Master of Museum Education (began between 2021S and 2021W)	7	\$ 4,186.53	\$ 4,312.12	\$ 125.59	3.0%
Master of Museum Education (began between 2020S and 2020W)	7	\$ 4,106.03	\$ 4,229.21	\$ 123.18	3.0%
Master of Museum Education (began 2019W or earlier)	7	\$ 4,066.54	\$ 4,188.53	\$ 121.99	3.0%
Master of Music (began 2023S or later)	3	\$ 6,722.37	\$ 7,058.48	\$ 336.11	5.0%
Master of Music (began between 2022S and 2022W)	3	\$ 6,722.37	\$ 6,924.04	\$ 201.67	3.0%
Master of Music (began between 2021S and 2021W)	3	\$ 6,593.09	\$ 6,790.88	\$ 197.79	3.0%
Master of Music (began 2020W or earlier)	3	\$ 6,466.31	\$ 6,660.29	\$ 193.98	3.0%
Master of Nursing - Nurse Practitioner (began 2023S or later)	5	\$ 17,997.82	\$ 18,897.71	\$ 899.89	5.0%
Master of Nursing - Nurse Practitioner (began between 2022S and 2022W)	5	\$ 17,997.82	\$ 18,537.75	\$ 539.93	3.0%
Master of Nursing - Nurse Practitioner (began between 2021S and 2021W)	5	\$ 17,651.71	\$ 18,181.26	\$ 529.55	3.0%
Master of Nursing - Nurse Practitioner (began 2020W or earlier)	5	\$ 17,312.25	\$ 17,831.61	\$ 519.36	3.0%
* International Graduate Students in Programs with Standard Rates, MLIS, Dual MAS/MLIS, and MA & MED in Education Students receive an International Tuition Award.					
** Increase applies to new incoming students only.					
*** Instalments 1 and 10 for the Doctor of Education in Educational Leadership program are assessed at half rate.					
**** Students with transferable Graduate Certificate pays a reduced number of minimum instalments.					
*****Ministry approval is pending, increase applies to new incoming students only.					

**SCHEDULE A**  
**UBC VANCOUVER, Effective May 1, 2023**  
**PROPOSED TUITION FEES FOR 2023-24**

INTERNATIONAL GRADUATE PER INSTALMENT	Minimum Number of Instalments	Per Instalment Fee 2022-23	Per Instalment Fee		Percent Increase 2023-24
			2023-24	\$ Increase per Instalment 2023-24	
<b>Graduate Programs with Specialized Rates</b>					
Master of Nutrition and Dietetics (began 2023S or later)	7	\$ 10,351.61	\$ 10,869.19	\$ 517.58	5.0%
Master of Nutrition and Dietetics (began 2022W or earlier)	7	\$ 10,351.61	\$ 10,662.15	\$ 310.54	3.0%
Master of Occupational Therapy (began 2023S or later)	6	\$ 16,143.29	\$ 16,950.45	\$ 807.16	5.0%
Master of Occupational Therapy (began between 2022S and 2022W)	6	\$ 16,143.29	\$ 16,627.58	\$ 484.29	3.0%
Master of Occupational Therapy (began between 2021S and 2021W)	6	\$ 15,832.84	\$ 16,307.82	\$ 474.98	3.0%
Master of Occupational Therapy (began between 2020S and 2020W)	6	\$ 15,528.36	\$ 15,994.21	\$ 465.85	3.0%
Master of Occupational Therapy (began 2019W or earlier)	6	\$ 15,379.06	\$ 15,840.43	\$ 461.37	3.0%
Master of Pharmacy Leadership****	4	\$ 13,250.00	\$ 13,912.50	\$ 662.50	5.0%
Master of Physical Therapy (began 2023S or later)	7	\$ 14,184.01	\$ 14,893.21	\$ 709.20	5.0%
Master of Physical Therapy (began between 2022S and 2022W)	7	\$ 14,184.01	\$ 14,609.53	\$ 425.52	3.0%
Master of Physical Therapy (began between 2021S and 2021W)	7	\$ 13,911.24	\$ 14,328.57	\$ 417.33	3.0%
Master of Physical Therapy (began between 2020S and 2020W)	7	\$ 13,643.72	\$ 14,053.03	\$ 409.31	3.0%
Master of Physical Therapy (began 2019W or earlier)	7	\$ 13,512.53	\$ 13,917.90	\$ 405.37	3.0%
Master of Public Health (began 2023S or later)	3	\$ 6,205.50	\$ 6,515.77	\$ 310.27	5.0%
Master of Public Health (began between 2022S and 2022W)	3	\$ 6,205.50	\$ 6,391.66	\$ 186.16	3.0%
Master of Public Health (began between 2021S and 2021W)	3	\$ 6,086.16	\$ 6,268.74	\$ 182.58	3.0%
Master of Public Health (began 2020W or earlier)	3	\$ 5,969.12	\$ 6,148.19	\$ 179.07	3.0%
Master of Public Policy and Global Affairs (began 2023S or later)	5	\$ 17,129.68	\$ 17,986.16	\$ 856.48	5.0%
Master of Public Policy and Global Affairs (began between 2022S and 2022W)	5	\$ 17,129.68	\$ 17,643.57	\$ 513.89	3.0%
Master of Public Policy and Global Affairs (began between 2021S and 2021W)	5	\$ 16,800.26	\$ 17,304.26	\$ 504.00	3.0%
Master of Public Policy and Global Affairs (began 2020W or earlier)	5	\$ 16,477.18	\$ 16,971.49	\$ 494.31	3.0%
Master of Public Policy and Global Affairs (Accelerated option) (began 2023S or later)	4	\$ 21,412.11	\$ 22,482.71	\$ 1,070.60	5.0%
Master of Public Policy and Global Affairs (Accelerated option) (began between 2022S and 2022W)	4	\$ 21,412.11	\$ 22,054.47	\$ 642.36	3.0%
Master of Public Policy and Global Affairs (Accelerated option) (began between 2021S and 2021W)	4	\$ 21,000.34	\$ 21,630.35	\$ 630.01	3.0%
Master of Public Policy and Global Affairs (Accelerated option) (began 2020W or earlier)	4	\$ 20,596.49	\$ 21,214.38	\$ 617.89	3.0%
Master of Science, Genetic Counselling (began 2023S or later)	5	\$ 9,536.69	\$ 10,013.52	\$ 476.83	5.0%
Master of Science, Genetic Counselling (began between 2022S and 2022W)	5	\$ 9,536.69	\$ 9,822.79	\$ 286.10	3.0%
Master of Science, Genetic Counselling (began between 2021S and 2021W)	5	\$ 9,353.29	\$ 9,633.88	\$ 280.59	3.0%
Master of Science, Genetic Counselling (began 2020W or earlier)	5	\$ 9,173.43	\$ 9,448.63	\$ 275.20	3.0%
Master of Science, Occupational and Environmental Hygiene (began 2023S or later)	3	\$ 4,653.97	\$ 4,886.66	\$ 232.69	5.0%
Master of Science, Occupational and Environmental Hygiene (began between 2022S and 2022W)	3	\$ 4,653.97	\$ 4,793.58	\$ 139.61	3.0%
Master of Science, Occupational and Environmental Hygiene (began between 2021S and 2021W)	3	\$ 4,564.47	\$ 4,701.40	\$ 136.93	3.0%
Master of Science, Occupational and Environmental Hygiene (began 2020W or earlier)	3	\$ 4,476.69	\$ 4,610.99	\$ 134.30	3.0%
Master of Social Work (began 2023S or later)	3	\$ 9,375.03	\$ 9,843.78	\$ 468.75	5.0%
Master of Social Work (began between 2022S and 2022W)	3	\$ 9,375.03	\$ 9,656.28	\$ 281.25	3.0%
Master of Social Work (began between 2021S and 2021W)	3	\$ 9,194.74	\$ 9,470.58	\$ 275.84	3.0%
Master of Social Work (began 2020W or earlier)	3	\$ 9,017.92	\$ 9,288.45	\$ 270.53	3.0%
Master of Sustainable Forest Management (began 2023S or later)	3	\$ 12,429.50	\$ 13,050.97	\$ 621.47	5.0%
Master of Sustainable Forest Management (began between 2022S and 2022W)	3	\$ 12,429.50	\$ 12,802.38	\$ 372.88	3.0%
Master of Sustainable Forest Management (began between 2021S and 2021W)	3	\$ 12,190.47	\$ 12,556.18	\$ 365.71	3.0%
Master of Sustainable Forest Management (began 2020W or earlier)	3	\$ 11,956.04	\$ 12,314.72	\$ 358.68	3.0%
Master of Urban Design (began 2023S or later)	3	\$ 12,821.69	\$ 13,462.77	\$ 641.08	5.0%
Master of Urban Design (began between 2022S and 2022W)	3	\$ 12,821.69	\$ 13,206.34	\$ 384.65	3.0%
Master of Urban Design (began between 2021S and 2021W)	3	\$ 12,575.12	\$ 12,952.37	\$ 377.25	3.0%
Master of Urban Design (began 2020W or earlier)	3	\$ 12,333.28	\$ 12,703.27	\$ 369.99	3.0%
Master of Urban Forestry Leadership (began 2023S or later)	4	\$ 9,282.00	\$ 9,746.10	\$ 464.10	5.0%
Master of Urban Forestry Leadership (began between 2022S and 2022W)	4	\$ 9,282.00	\$ 9,560.46	\$ 278.46	3.0%
Master of Urban Forestry Leadership (began 2021W or earlier)	4	\$ 9,103.50	\$ 9,376.60	\$ 273.10	3.0%
* International Graduate Students in Programs with Standard Rates, MLIS, Dual MAS/MLIS, and MA & MED in Education Students receive an International Tuition Award.					
** Increase applies to new incoming students only.					
*** Instalments 1 and 10 for the Doctor of Education in Educational Leadership program are assessed at half rate.					
**** Students with transferable Graduate Certificate pays a reduced number of minimum instalments.					
*****Ministry approval is pending, increase applies to new incoming students only.					

**SCHEDULE A**  
**UBC VANCOUVER, Effective May 1, 2023**  
**PROPOSED TUITION FEES FOR 2023-24**

INTERNATIONAL GRADUATE PER INSTALMENT	Minimum Number of Instalments	Per Instalment Fee 2022-23	Per Instalment Fee		Percent Increase 2023-24
			2023-24	\$ Increase per Instalment 2023-24	
<b>Graduate Programs with Specialized Rates</b>					
Dual Master of Business Administration and Juris Doctor (began 2023S or later)	11	\$ 18,748.15	\$ 19,685.49	\$ 937.34	5.0%
Dual Master of Business Administration and Juris Doctor (began between 2022S and 2022W)	11	\$ 18,748.15	\$ 19,310.59	\$ 562.44	3.0%
Dual Master of Business Administration and Juris Doctor (began between 2021S and 2021W)	11	\$ 18,387.67	\$ 18,939.30	\$ 551.63	3.0%
Dual Master of Business Administration and Juris Doctor (began between 2020S and 2020W)	11	\$ 18,034.70	\$ 18,575.74	\$ 541.04	3.0%
Dual Master of Business Administration and Juris Doctor (began between 2019S and 2019W)	11	\$ 17,861.30	\$ 18,397.13	\$ 535.83	3.0%
Dual Master of Business Administration and Juris Doctor (began 2018W or earlier)	11	\$ 17,689.55	\$ 18,220.23	\$ 530.68	3.0%
Dual Master of Business Administration and Juris Doctor (transfer from first year in Juris Doctor) (began 2023S or later)	8	\$ 20,727.66	\$ 21,763.98	\$ 1,036.32	5.0%
Dual Master of Business Administration and Juris Doctor (transfer from first year in Juris Doctor) (began between 2022S and 2022W)	8	\$ 20,727.66	\$ 21,349.50	\$ 621.84	3.0%
Dual Master of Business Administration and Juris Doctor (transfer from first year in Juris Doctor) (began between 2021S and 2021W)	8	\$ 20,329.12	\$ 20,939.01	\$ 609.89	3.0%
Dual Master of Business Administration and Juris Doctor (transfer from first year in Juris Doctor) (began between 2020S and 2020W)	8	\$ 19,939.07	\$ 20,537.28	\$ 598.21	3.0%
Dual Master of Business Administration and Juris Doctor (transfer from first year in Juris Doctor) (began 2019W or earlier)	8	\$ 19,747.40	\$ 20,291.69	\$ 544.29	3.0%
Dual Master of Architecture and Master of Landscape Architecture (began 2023S or later)	8	\$ 23,580.91	\$ 24,759.95	\$ 1,179.04	5.0%
Dual Master of Architecture and Master of Landscape Architecture (began between 2022S and 2022W)	8	\$ 23,580.91	\$ 24,288.33	\$ 707.42	3.0%
Dual Master of Architecture and Master of Landscape Architecture (began between 2021S and 2021W)	8	\$ 23,127.43	\$ 23,821.25	\$ 693.82	3.0%
Dual Master of Architecture and Master of Landscape Architecture (began between 2020S and 2020W)	8	\$ 22,682.67	\$ 23,363.15	\$ 680.48	3.0%
Dual Master of Architecture and Master of Landscape Architecture (began between 2019S and 2019W)	8	\$ 22,464.58	\$ 23,138.51	\$ 673.93	3.0%
Dual Master of Architecture and Master of Landscape Architecture (began 2018W or earlier)	8	\$ 22,248.57	\$ 22,916.02	\$ 667.45	3.0%
Combined Master of Public Health and Master of Science in Nursing (began 2023S or later)	6	\$ 9,561.03	\$ 10,039.08	\$ 478.05	5.0%
Combined Master of Public Health and Master of Science in Nursing (began between 2022S and 2022W)	6	\$ 9,561.03	\$ 9,847.86	\$ 286.83	3.0%
Combined Master of Public Health and Master of Science in Nursing (began between 2021S and 2021W)	6	\$ 9,377.16	\$ 9,658.47	\$ 281.31	3.0%
Combined Master of Public Health and Master of Science in Nursing (began between 2020S and 2020W)	6	\$ 9,196.84	\$ 9,472.74	\$ 275.90	3.0%
Combined Master of Public Health and Master of Science in Nursing (began 2019W or earlier)	6	\$ 9,108.41	\$ 9,381.66	\$ 273.25	3.0%
Combined Master of Public Health with Diploma in Dental Public Health (began 2023S or later)	7	\$ 19,643.58	\$ 20,625.75	\$ 982.17	5.0%
Combined Master of Public Health with Diploma in Dental Public Health (began between 2022S and 2022W)	7	\$ 19,643.58	\$ 20,232.88	\$ 589.30	3.0%
Combined Master of Public Health with Diploma in Dental Public Health (began between 2021S and 2021W)	7	\$ 19,265.82	\$ 19,843.79	\$ 577.97	3.0%
Combined Master of Public Health with Diploma in Dental Public Health (began between 2020S and 2020W)	7	\$ 18,895.32	\$ 19,462.17	\$ 566.85	3.0%
Combined Master of Public Health with Diploma in Dental Public Health (began 2019W or earlier)	7	\$ 18,713.63	\$ 19,275.03	\$ 561.40	3.0%
Combined Master of Science in Craniofacial Science and Diploma in Periodontics (began 2023S or later)	9	\$ 16,793.50	\$ 17,633.17	\$ 839.67	5.0%
Combined Master of Science in Craniofacial Science and Diploma in Periodontics (began between 2022S and 2022W)	9	\$ 16,793.50	\$ 17,297.30	\$ 503.80	3.0%
Combined Master of Science in Craniofacial Science and Diploma in Periodontics (began between 2021S and 2021W)	9	\$ 16,470.55	\$ 16,964.66	\$ 494.11	3.0%
Combined Master of Science in Craniofacial Science and Diploma in Periodontics (began between 2020S and 2020W)	9	\$ 16,153.81	\$ 16,638.42	\$ 484.61	3.0%
Combined Master of Science in Craniofacial Science and Diploma in Periodontics (began between 2019S and 2019W)	9	\$ 15,998.48	\$ 16,478.43	\$ 479.95	3.0%
Combined Master of Science in Craniofacial Science and Diploma in Periodontics (began 2018W or earlier)	9	\$ 15,844.64	\$ 16,319.97	\$ 475.33	3.0%
<i>* International Graduate Students in Programs with Standard Rates, MLIS, Dual MAS/MLIS, and MA &amp; MED in Education Students receive an International Tuition Award.</i>					
<i>** Increase applies to new incoming students only.</i>					
<i>*** Instalments 1 and 10 for the Doctor of Education in Educational Leadership program are assessed at half rate.</i>					
<i>**** Students with transferable Graduate Certificate pays a reduced number of minimum instalments.</i>					
<i>*****Ministry approval is pending, increase applies to new incoming students only.</i>					



**SCHEDULE A**  
**UBC VANCOUVER, Effective May 1, 2023**  
**PROPOSED TUITION FEES FOR 2023-24**

INTERNATIONAL GRADUATE PER INSTALMENT	Minimum Number of Instalments	Per Instalment Fee 2022-23	Per Instalment Fee		Percent Increase 2023-24
			2023-24	\$ Increase per Instalment 2023-24	
<b>Graduate Programs with Specialized Rates</b>					
Combined Master of Science in Craniofacial Science and Diploma in Endodontics (began 2023S or later)	9	\$ 16,793.50	\$ 17,633.17	\$ 839.67	5.0%
Combined Master of Science in Craniofacial Science and Diploma in Endodontics (began between 2022S and 2022W)	9	\$ 16,793.50	\$ 17,297.30	\$ 503.80	3.0%
Combined Master of Science in Craniofacial Science and Diploma in Endodontics (began between 2021S and 2021W)	9	\$ 16,470.55	\$ 16,964.66	\$ 494.11	3.0%
Combined Master of Science in Craniofacial Science and Diploma in Endodontics (began between 2020S and 2020W)	9	\$ 16,153.81	\$ 16,638.42	\$ 484.61	3.0%
Combined Master of Science in Craniofacial Science and Diploma in Endodontics (began between 2019S and 2019W)	9	\$ 15,998.48	\$ 16,478.43	\$ 479.95	3.0%
Combined Master of Science in Craniofacial Science and Diploma in Endodontics (began 2018W or earlier)	9	\$ 15,844.64	\$ 16,319.97	\$ 475.33	3.0%
Combined Master of Science in Craniofacial Science and Diploma in Orthodontics (began 2023S or later)	9	\$ 16,793.50	\$ 17,633.17	\$ 839.67	5.0%
Combined Master of Science in Craniofacial Science and Diploma in Orthodontics (began between 2022S and 2022W)	9	\$ 16,793.50	\$ 17,297.30	\$ 503.80	3.0%
Combined Master of Science in Craniofacial Science and Diploma in Orthodontics (began between 2021S and 2021W)	9	\$ 16,470.55	\$ 16,964.66	\$ 494.11	3.0%
Combined Master of Science in Craniofacial Science and Diploma in Orthodontics (began between 2020S and 2020W)	9	\$ 16,153.81	\$ 16,638.42	\$ 484.61	3.0%
Combined Master of Science in Craniofacial Science and Diploma in Orthodontics (began between 2019S and 2019W)	9	\$ 15,998.48	\$ 16,478.43	\$ 479.95	3.0%
Combined Master of Science in Craniofacial Science and Diploma in Orthodontics (began 2018W or earlier)	9	\$ 15,844.64	\$ 16,319.97	\$ 475.33	3.0%
Combined Master of Science in Craniofacial Science and Diploma in Pediatric Dentistry (began 2023S or later)	9	\$ 16,793.50	\$ 17,633.17	\$ 839.67	5.0%
Combined Master of Science in Craniofacial Science and Diploma in Pediatric Dentistry (began between 2022S and 2022W)	9	\$ 16,793.50	\$ 17,297.30	\$ 503.80	3.0%
Combined Master of Science in Craniofacial Science and Diploma in Pediatric Dentistry (began between 2021S and 2021W)	9	\$ 16,470.55	\$ 16,964.66	\$ 494.11	3.0%
Combined Master of Science in Craniofacial Science and Diploma in Pediatric Dentistry (began between 2020S and 2020W)	9	\$ 16,153.81	\$ 16,638.42	\$ 484.61	3.0%
Combined Master of Science in Craniofacial Science and Diploma in Pediatric Dentistry (began between 2019S and 2019W)	9	\$ 15,998.48	\$ 16,478.43	\$ 479.95	3.0%
Combined Master of Science in Craniofacial Science and Diploma in Pediatric Dentistry (began 2018W or earlier)	9	\$ 15,844.64	\$ 16,319.97	\$ 475.33	3.0%
Combined Master of Science in Craniofacial Science and Diploma in Prosthodontics (began 2023S or later)	9	\$ 16,793.50	\$ 17,633.17	\$ 839.67	5.0%
Combined Master of Science in Craniofacial Science and Diploma in Prosthodontics (began between 2022S and 2022W)	9	\$ 16,793.50	\$ 17,297.30	\$ 503.80	3.0%
Combined Master of Science in Craniofacial Science and Diploma in Prosthodontics (began between 2021S and 2021W)	9	\$ 16,470.55	\$ 16,964.66	\$ 494.11	3.0%
Combined Master of Science in Craniofacial Science and Diploma in Prosthodontics (began between 2020S and 2020W)	9	\$ 16,153.81	\$ 16,638.42	\$ 484.61	3.0%
Combined Master of Science in Craniofacial Science and Diploma in Prosthodontics (began between 2019S and 2019W)	9	\$ 15,998.48	\$ 16,478.43	\$ 479.95	3.0%
Combined Master of Science in Craniofacial Science and Diploma in Prosthodontics (began 2018W or earlier)	9	\$ 15,844.64	\$ 16,319.97	\$ 475.33	3.0%
<b>Doctoral Degree Programs</b>					
Doctor of Education in Educational Leadership*** (began 2023S or later)	10	\$ 6,261.42	\$ 6,574.49	\$ 313.07	5.0%
Doctor of Education in Educational Leadership*** (began between 2022S and 2022W)	10	\$ 6,261.42	\$ 6,449.26	\$ 187.84	3.0%
Doctor of Education in Educational Leadership*** (began between 2021S and 2021W)	10	\$ 6,141.01	\$ 6,325.24	\$ 184.23	3.0%
Doctor of Education in Educational Leadership*** (began between 2020S and 2020W)	10	\$ 6,022.91	\$ 6,203.59	\$ 180.68	3.0%
Doctor of Education in Educational Leadership*** (began between 2019S and 2019W)	10	\$ 5,965.00	\$ 6,143.95	\$ 178.95	3.0%
Doctor of Education in Educational Leadership*** (began between 2018S and 2018W)	10	\$ 5,907.63	\$ 6,084.85	\$ 177.22	3.0%
Doctor of Education in Educational Leadership*** (began 2017W or earlier)	10	\$ 5,291.18	\$ 5,449.91	\$ 158.73	3.0%
Combined Doctor of Philosophy in Craniofacial Science and Diploma in Endodontics (began 2023S or later)	9	\$ 16,793.50	\$ 17,633.17	\$ 839.67	5.0%
Combined Doctor of Philosophy in Craniofacial Science and Diploma in Endodontics (began between 2022S and 2022W)	9	\$ 16,793.50	\$ 17,297.30	\$ 503.80	3.0%
Combined Doctor of Philosophy in Craniofacial Science and Diploma in Endodontics (began between 2021S and 2021W)	9	\$ 16,470.55	\$ 16,964.66	\$ 494.11	3.0%
Combined Doctor of Philosophy in Craniofacial Science and Diploma in Endodontics (began between 2020S and 2020W)	9	\$ 16,153.81	\$ 16,638.42	\$ 484.61	3.0%
Combined Doctor of Philosophy in Craniofacial Science and Diploma in Endodontics (began between 2019S and 2019W)	9	\$ 15,998.48	\$ 16,478.43	\$ 479.95	3.0%
Combined Doctor of Philosophy in Craniofacial Science and Diploma in Endodontics (began 2018W or earlier)	9	\$ 15,844.64	\$ 16,319.97	\$ 475.33	3.0%
*** Instalments 1 and 10 for the Doctor of Education in Educational Leadership program are assessed at half rate.					

**SCHEDULE A**  
**UBC VANCOUVER, Effective May 1, 2023**  
**PROPOSED TUITION FEES FOR 2023-24**

INTERNATIONAL GRADUATE PER INSTALMENT	Minimum Number of Instalments	Per Instalment Fee 2022-23	Per Instalment Fee		Percent Increase 2023-24
			2023-24	\$ Increase per Instalment 2023-24	
<b>Doctoral Degree Programs</b>					
Combined Doctor of Philosophy in Craniofacial Science and Diploma in Orthodontics (began 2023S or later)	9	\$ 16,793.50	\$ 17,633.17	\$ 839.67	5.0%
Combined Doctor of Philosophy in Craniofacial Science and Diploma in Orthodontics (began between 2022S and 2022W)	9	\$ 16,793.50	\$ 17,297.30	\$ 503.80	3.0%
Combined Doctor of Philosophy in Craniofacial Science and Diploma in Orthodontics (began between 2021S and 2021W)	9	\$ 16,470.55	\$ 16,964.66	\$ 494.11	3.0%
Combined Doctor of Philosophy in Craniofacial Science and Diploma in Orthodontics (began between 2020S and 2020W)	9	\$ 16,153.81	\$ 16,638.42	\$ 484.61	3.0%
Combined Doctor of Philosophy in Craniofacial Science and Diploma in Orthodontics (began between 2019S and 2019W)	9	\$ 15,998.48	\$ 16,478.43	\$ 479.95	3.0%
Combined Doctor of Philosophy in Craniofacial Science and Diploma in Orthodontics (began 2018W or earlier)	9	\$ 15,844.64	\$ 16,319.97	\$ 475.33	3.0%
Combined Doctor of Philosophy in Craniofacial Science and Diploma in Pediatric Dentistry (began 2023S or later)	9	\$ 16,793.50	\$ 17,633.17	\$ 839.67	5.0%
Combined Doctor of Philosophy in Craniofacial Science and Diploma in Pediatric Dentistry (began between 2022S and 2022W)	9	\$ 16,793.50	\$ 17,297.30	\$ 503.80	3.0%
Combined Doctor of Philosophy in Craniofacial Science and Diploma in Pediatric Dentistry (began between 2021S and 2021W)	9	\$ 16,470.55	\$ 16,964.66	\$ 494.11	3.0%
Combined Doctor of Philosophy in Craniofacial Science and Diploma in Pediatric Dentistry (began between 2020S and 2020W)	9	\$ 16,153.81	\$ 16,638.42	\$ 484.61	3.0%
Combined Doctor of Philosophy in Craniofacial Science and Diploma in Pediatric Dentistry (began between 2019S and 2019W)	9	\$ 15,998.48	\$ 16,478.43	\$ 479.95	3.0%
Combined Doctor of Philosophy in Craniofacial Science and Diploma in Pediatric Dentistry (began 2018W or earlier)	9	\$ 15,844.64	\$ 16,319.97	\$ 475.33	3.0%
Combined Doctor of Philosophy in Craniofacial Science and Diploma in Periodontics Dentistry (began 2023S or later)	9	\$ 16,793.50	\$ 17,633.17	\$ 839.67	5.0%
Combined Doctor of Philosophy in Craniofacial Science and Diploma in Periodontics Dentistry (began between 2022S and 2022W)	9	\$ 16,793.50	\$ 17,297.30	\$ 503.80	3.0%
Combined Doctor of Philosophy in Craniofacial Science and Diploma in Periodontics Dentistry (began between 2021S and 2021W)	9	\$ 16,470.55	\$ 16,964.66	\$ 494.11	3.0%
Combined Doctor of Philosophy in Craniofacial Science and Diploma in Periodontics Dentistry (began between 2020S and 2020W)	9	\$ 16,153.81	\$ 16,638.42	\$ 484.61	3.0%
Combined Doctor of Philosophy in Craniofacial Science and Diploma in Periodontics Dentistry (began between 2019S and 2019W)	9	\$ 15,998.48	\$ 16,478.43	\$ 479.95	3.0%
Combined Doctor of Philosophy in Craniofacial Science and Diploma in Periodontics Dentistry (began 2018W or earlier)	9	\$ 15,844.64	\$ 16,319.97	\$ 475.33	3.0%
Combined Doctor of Philosophy in Craniofacial Science and Diploma in Prosthodontics (began 2023S or later)	9	\$ 16,793.50	\$ 17,633.17	\$ 839.67	5.0%
Combined Doctor of Philosophy in Craniofacial Science and Diploma in Prosthodontics (began between 2022S and 2022W)	9	\$ 16,793.50	\$ 17,297.30	\$ 503.80	3.0%
Combined Doctor of Philosophy in Craniofacial Science and Diploma in Prosthodontics (began between 2021S and 2021W)	9	\$ 16,470.55	\$ 16,964.66	\$ 494.11	3.0%
Combined Doctor of Philosophy in Craniofacial Science and Diploma in Prosthodontics (began between 2020S and 2020W)	9	\$ 16,153.81	\$ 16,638.42	\$ 484.61	3.0%
Combined Doctor of Philosophy in Craniofacial Science and Diploma in Prosthodontics (began between 2019S and 2019W)	9	\$ 15,998.48	\$ 16,478.43	\$ 479.95	3.0%
Combined Doctor of Philosophy in Craniofacial Science and Diploma in Prosthodontics (began 2018W or earlier)	9	\$ 15,844.64	\$ 16,319.97	\$ 475.33	3.0%
Combined Master of Physical Therapy and Doctor of Philosophy in Rehabilitation Sciences (Instalments 1-7) (began 2023S or later)	15	\$ 14,184.01	\$ 14,893.21	\$ 709.20	5.0%
Combined Master of Physical Therapy and Doctor of Philosophy in Rehabilitation Sciences (Instalments 8-15) (began 2023S or later)	15	\$ 3,104.64	\$ 3,166.73	\$ 62.09	2.0%
Combined Master of Physical Therapy and Doctor of Philosophy in Rehabilitation Sciences (Instalments 1-7) (began between 2022S and 2022W)	15	\$ 14,184.01	\$ 14,609.53	\$ 425.52	3.0%
Combined Master of Physical Therapy and Doctor of Philosophy in Rehabilitation Sciences (Instalments 8-15) (began between 2022S and 2022W)	15	\$ 3,104.64	\$ 3,166.73	\$ 62.09	2.0%
Combined Master of Physical Therapy and Doctor of Philosophy in Rehabilitation Sciences (Instalments 1-7) (began between 2021S and 2021W)	15	\$ 13,911.24	\$ 14,328.57	\$ 417.33	3.0%
Combined Master of Physical Therapy and Doctor of Philosophy in Rehabilitation Sciences (Instalments 8-15) (began between 2021S and 2021W)	15	\$ 3,104.64	\$ 3,166.73	\$ 62.09	2.0%
Combined Master of Physical Therapy and Doctor of Philosophy in Rehabilitation Sciences (Instalments 1-7) (began between 2020S and 2020W)	15	\$ 13,643.72	\$ 14,053.03	\$ 409.31	3.0%
Combined Master of Physical Therapy and Doctor of Philosophy in Rehabilitation Sciences (Instalments 8-15) (began between 2020S and 2020W)	15	\$ 3,104.64	\$ 3,166.73	\$ 62.09	2.0%
Combined Master of Physical Therapy and Doctor of Philosophy in Rehabilitation Sciences (Instalments 1-7) (began 2019W and earlier)	15	\$ 13,512.53	\$ 13,917.90	\$ 405.37	3.0%
Combined Master of Physical Therapy and Doctor of Philosophy in Rehabilitation Sciences (Instalments 8-15) (began 2019W and earlier)	15	\$ 3,104.64	\$ 3,166.73	\$ 62.09	2.0%

**SCHEDULE A**  
**UBC VANCOUVER, Effective May 1, 2023**  
**PROPOSED TUITION FEES FOR 2023-24**

<b>INTERNATIONAL GRADUATE PER CREDIT</b>	<b>Base Per Credit 2022-23</b>	<b>Proposed Per Credit 2023-24</b>	<b>\$ Increase Per Credit 2023-24</b>	<b>Percent Increase 2023-24</b>
Master of Educational Technology (began 2023S or later)	\$ 903.65	\$ 948.83	\$ 45.18	5.0%
Master of Educational Technology (began between 2022S and 2022W)	\$ 903.65	\$ 930.75	\$ 27.10	3.0%
Master of Educational Technology (began between 2021S and 2021W)	\$ 886.27	\$ 912.85	\$ 26.58	3.0%
Master of Educational Technology (began between 2020S and 2020W)	\$ 869.23	\$ 895.30	\$ 26.07	3.0%
Master of Educational Technology (began between 2019S and 2019W)	\$ 860.88	\$ 886.70	\$ 25.82	3.0%
Master of Educational Technology (began 2018W or earlier)	\$ 852.60	\$ 878.17	\$ 25.57	3.0%
Master of Fine Arts in Creative Writing (Distance Education) (began 2023S or later)	\$ 1,199.53	\$ 1,259.50	\$ 59.97	5.0%
Master of Fine Arts in Creative Writing (Distance Education) (began between 2022S and 2022W)	\$ 1,199.53	\$ 1,235.51	\$ 35.98	3.0%
Master of Fine Arts in Creative Writing (Distance Education) (began between 2021S and 2021W)	\$ 1,176.46	\$ 1,211.75	\$ 35.29	3.0%
Master of Fine Arts in Creative Writing (Distance Education) (began between 2020S and 2020W)	\$ 1,153.84	\$ 1,188.45	\$ 34.61	3.0%
Master of Fine Arts in Creative Writing (Distance Education) (began between 2019S and 2019W)	\$ 1,142.74	\$ 1,177.02	\$ 34.28	3.0%
Master of Fine Arts in Creative Writing (Distance Education) (began 2018W or earlier)	\$ 1,131.76	\$ 1,165.71	\$ 33.95	3.0%
Master of Laws in Common Law (began 2023S or later)	\$ 1,247.42	\$ 1,309.79	\$ 62.37	5.0%
Master of Laws in Common Law (began between 2022S and 2022W)	\$ 1,247.42	\$ 1,284.84	\$ 37.42	3.0%
Master of Laws in Common Law (began between 2021S and 2021W)	\$ 1,223.43	\$ 1,260.13	\$ 36.70	3.0%
Master of Laws in Common Law (began between 2020S and 2020W)	\$ 1,199.90	\$ 1,235.89	\$ 35.99	3.0%
Master of Laws in Common Law (began 2019W or earlier)	\$ 1,188.37	\$ 1,224.02	\$ 35.65	3.0%
Master of Laws in Taxation (began 2023S or later)	\$ 1,417.80	\$ 1,488.69	\$ 70.89	5.0%
Master of Laws in Taxation (began between 2022S and 2022W)	\$ 1,417.80	\$ 1,460.33	\$ 42.53	3.0%
Master of Laws in Taxation (began between 2021S and 2021W)	\$ 1,390.53	\$ 1,432.24	\$ 41.71	3.0%
Master of Laws in Taxation (began between 2020S and 2020W)	\$ 1,363.79	\$ 1,404.70	\$ 40.91	3.0%
Master of Laws in Taxation (began 2019W or earlier)	\$ 1,350.68	\$ 1,391.20	\$ 40.52	3.0%
Master of Rehabilitation Science (Online) (began 2023S or later)	\$ 503.81	\$ 529.00	\$ 25.19	5.0%
Master of Rehabilitation Science (Online) (began between 2022S and 2022W)	\$ 503.81	\$ 518.92	\$ 15.11	3.0%
Master of Rehabilitation Science (Online) (began between 2021S and 2021W)	\$ 494.12	\$ 508.94	\$ 14.82	3.0%
Master of Rehabilitation Science (Online) (began between 2020S and 2020W)	\$ 484.62	\$ 499.15	\$ 14.53	3.0%
Master of Rehabilitation Science (Online) (began 2019W or earlier)	\$ 479.96	\$ 494.35	\$ 14.39	3.0%
<b>Other</b>				
Unclassified ( <b>Graduate-level Master of Laws in Common Law courses</b> )	\$ 1,247.42	\$ 1,309.79	\$ 62.37	5.0%

<b>INTERNATIONAL GRADUATE PROGRAM FEES</b>	<b>Program Fee 2022-23</b>	<b>Proposed Program Fee 2023-24</b>	<b>\$ Increase in Program Fee 2023-24</b>	<b>Percent Increase 2023-24</b>
International Masters of Business Administration *	\$ 90,055.76	\$ 94,558.52	\$ 4,502.76	5.0%
Master of Management (Bachelor Dual Degree Option)	\$ 50,615.67	\$ 53,146.44	\$ 2,530.77	5.0%
* Increase applies to new incoming students only.				

**SCHEDULE A**  
**UBC OKANAGAN, Effective May 1, 2022**  
**PROPOSED TUITION FEES FOR 2022-23**

UNDERGRADUATE AND POST-BACCALAUREATE	Normal Load Credits	Base Per Credit 2022-23	Typical Fee For Normal Load 2022-23	Proposed Per Credit 2023-24	Typical Fee For Normal Load 2023-24	\$ Increase Per Credit 2023-24	\$ Increase For Normal Load 2023-24	Percent Increase 2023-24
<b>DOMESTIC</b>								
<b>Undergraduate (except as below)</b>	30	\$ 190.97	\$ 5,729.10	\$ 194.78	\$ 5,843.40	\$ 3.81	\$ 114.30	2.0%
Engineering (years 2 to 5)	37	\$ 203.85	\$ 7,542.45	\$ 207.92	\$ 7,693.04	\$ 4.07	\$ 150.59	2.0%
Media Studies	30	\$ 254.15	\$ 7,624.50	\$ 259.23	\$ 7,776.90	\$ 5.08	\$ 152.40	2.0%
<b>Post-baccalaureate Programs</b>								
Education - Elementary (2-year program)	67	\$ 212.65	\$ 14,247.55	\$ 216.90	\$ 14,532.30	\$ 4.25	\$ 284.75	2.0%
Education - Secondary (12-month program)	60	\$ 212.65	\$ 12,759.00	\$ 216.90	\$ 13,014.00	\$ 4.25	\$ 255.00	2.0%
<b>Diploma and Certificate Programs</b>								
Diploma and Certificates in Education		\$ 212.65		\$ 216.90		\$ 4.25		2.0%
<b>Other</b>								
Unclassified, Qualifying, Visiting, Access Studies, Auditors (per credit fee)		\$ 190.97		\$ 194.78		\$ 3.81		2.0%
<b>INTERNATIONAL</b>								
Undergraduate (began 2023S or later)	30	\$ 1,469.71	\$ 44,091.30	\$ 1,543.19	\$ 46,295.70	\$ 73.48	\$ 2,204.40	5.0%
Undergraduate (began between 2022S and 2022W)	30	\$ 1,469.71	\$ 44,091.30	\$ 1,513.80	\$ 45,414.00	\$ 44.09	\$ 1,322.70	3.0%
Undergraduate (began between 2021S and 2021W)	30	\$ 1,441.45	\$ 43,243.50	\$ 1,484.69	\$ 44,540.70	\$ 43.24	\$ 1,297.20	3.0%
Undergraduate (began between 2020S and 2020W)	30	\$ 1,413.73	\$ 42,411.90	\$ 1,456.14	\$ 43,684.20	\$ 42.41	\$ 1,272.30	3.0%
Undergraduate (began between 2019S and 2019W)	30	\$ 1,400.13	\$ 42,003.90	\$ 1,442.13	\$ 43,263.90	\$ 42.00	\$ 1,260.00	3.0%
Undergraduate (began between 2018S and 2018W)	30	\$ 1,386.66	\$ 41,599.80	\$ 1,428.25	\$ 42,847.50	\$ 41.59	\$ 1,247.70	3.0%
Undergraduate (began 2017W or earlier)*	30	\$ 1,323.03	\$ 39,690.90	\$ 1,407.61	\$ 42,228.30	\$ 84.58	\$ 2,537.40	6.4%
<b>APPLIED SCIENCE</b>								
Applied Science (began 2023S or later)	30	\$ 1,486.13	\$ 44,583.90	\$ 1,560.43	\$ 46,812.90	\$ 74.30	\$ 2,229.00	5.0%
Applied Science (began between 2022S and 2022W)	30	\$ 1,486.13	\$ 44,583.90	\$ 1,530.71	\$ 45,921.30	\$ 44.58	\$ 1,337.40	3.0%
Applied Science (began between 2021S and 2021W)	30	\$ 1,457.55	\$ 43,726.50	\$ 1,501.27	\$ 45,038.10	\$ 43.72	\$ 1,311.60	3.0%
Applied Science (began between 2020S and 2020W)	30	\$ 1,429.53	\$ 42,885.90	\$ 1,472.41	\$ 44,172.30	\$ 42.88	\$ 1,286.40	3.0%
Applied Science (began between 2019S and 2019W)	30	\$ 1,415.78	\$ 42,473.40	\$ 1,458.25	\$ 43,747.50	\$ 42.47	\$ 1,274.10	3.0%
Applied Science (began between 2018S and 2018W)	30	\$ 1,402.17	\$ 42,065.10	\$ 1,444.23	\$ 43,326.90	\$ 42.06	\$ 1,261.80	3.0%
Applied Science (began 2017W or earlier)*	30	\$ 1,323.03	\$ 39,690.90	\$ 1,407.61	\$ 42,228.30	\$ 84.58	\$ 2,537.40	6.4%
<b>ARTS</b>								
Arts, and Fine Arts (began 2023S or later)	30	\$ 1,426.75	\$ 42,802.50	\$ 1,498.08	\$ 44,942.40	\$ 71.33	\$ 2,139.90	5.0%
Arts, and Fine Arts (began between 2022S and 2022W)	30	\$ 1,426.75	\$ 42,802.50	\$ 1,469.55	\$ 44,086.50	\$ 42.80	\$ 1,284.00	3.0%
Arts, and Fine Arts (began between 2021S and 2021W)	30	\$ 1,399.31	\$ 41,979.30	\$ 1,441.28	\$ 43,238.40	\$ 41.97	\$ 1,259.10	3.0%
Arts, and Fine Arts (began between 2020S and 2020W)	30	\$ 1,372.41	\$ 41,172.30	\$ 1,413.58	\$ 42,407.40	\$ 41.17	\$ 1,235.10	3.0%
Arts, and Fine Arts (began between 2019S and 2019W)	30	\$ 1,359.21	\$ 40,776.30	\$ 1,399.98	\$ 41,999.40	\$ 40.77	\$ 1,223.10	3.0%
Arts, and Fine Arts (began between 2018S and 2018W)	30	\$ 1,346.13	\$ 40,383.90	\$ 1,386.51	\$ 41,595.30	\$ 40.38	\$ 1,211.40	3.0%
Arts, and Fine Arts (began 2017W or earlier)*	30	\$ 1,320.54	\$ 39,616.20	\$ 1,386.51	\$ 41,595.30	\$ 65.97	\$ 1,979.10	5.0%
<b>Media Studies (began 2023S or later)</b>								
Media Studies (began between 2022S and 2022W)	30	\$ 1,426.75	\$ 42,802.50	\$ 1,469.55	\$ 44,086.50	\$ 42.80	\$ 1,284.00	3.0%
Media Studies (began between 2021S and 2021W)	30	\$ 1,399.31	\$ 41,979.30	\$ 1,441.28	\$ 43,238.40	\$ 41.97	\$ 1,259.10	3.0%
Media Studies (began between 2020S and 2020W)	30	\$ 1,372.41	\$ 41,172.30	\$ 1,413.58	\$ 42,407.40	\$ 41.17	\$ 1,235.10	3.0%
Media Studies (began between 2019S and 2019W)	30	\$ 1,359.21	\$ 40,776.30	\$ 1,399.98	\$ 41,999.40	\$ 40.77	\$ 1,223.10	3.0%
Media Studies (began between 2018S and 2018W)	30	\$ 1,346.13	\$ 40,383.90	\$ 1,386.51	\$ 41,595.30	\$ 40.38	\$ 1,211.40	3.0%
Media Studies (began 2017W or earlier)	30	\$ 1,294.65	\$ 38,839.50	\$ 1,333.48	\$ 40,004.40	\$ 38.83	\$ 1,164.90	3.0%
<b>Nsyilxcn Language Fluency (began 2023S or later)</b>								
Nsyilxcn Language Fluency (began between 2022S and 2022W)	30	\$ 1,426.75	\$ 42,802.50	\$ 1,469.55	\$ 44,086.50	\$ 42.80	\$ 1,284.00	3.0%
Nsyilxcn Language Fluency (began between 2021S and 2021W)	30	\$ 1,399.31	\$ 41,979.30	\$ 1,441.28	\$ 43,238.40	\$ 41.97	\$ 1,259.10	3.0%
Nsyilxcn Language Fluency (began 2020W or earlier)	30	\$ 1,372.41	\$ 41,172.30	\$ 1,413.58	\$ 42,407.40	\$ 41.17	\$ 1,235.10	3.0%
<b>EDUCATION</b>								
Education (began 2023S or later)	30	\$ 954.55	\$ 28,636.50	\$ 1,002.27	\$ 30,068.10	\$ 47.72	\$ 1,431.60	5.0%
Education (began between 2022S and 2022W)	30	\$ 954.55	\$ 28,636.50	\$ 983.18	\$ 29,495.40	\$ 28.63	\$ 858.90	3.0%
Education (began between 2021S and 2021W)	30	\$ 936.19	\$ 28,085.70	\$ 964.27	\$ 28,928.10	\$ 28.08	\$ 842.40	3.0%
Education (began between 2020S and 2020W)	30	\$ 918.19	\$ 27,545.70	\$ 945.73	\$ 28,371.90	\$ 27.54	\$ 826.20	3.0%
Education (began between 2019S and 2019W)	30	\$ 909.36	\$ 27,280.80	\$ 936.64	\$ 28,099.20	\$ 27.28	\$ 818.40	3.0%
Education (began 2018W or earlier)	30	\$ 900.61	\$ 27,018.30	\$ 927.62	\$ 27,828.60	\$ 27.01	\$ 810.30	3.0%
<b>MANAGEMENT</b>								
Management (began 2023S or later)	30	\$ 1,433.85	\$ 43,015.50	\$ 1,505.54	\$ 45,166.20	\$ 71.69	\$ 2,150.70	5.0%
Management (began between 2022S and 2022W)	30	\$ 1,433.85	\$ 43,015.50	\$ 1,476.86	\$ 44,305.80	\$ 43.01	\$ 1,290.30	3.0%
Management (began between 2021S and 2021W)	30	\$ 1,406.28	\$ 42,188.40	\$ 1,448.46	\$ 43,453.80	\$ 42.18	\$ 1,265.40	3.0%
Management (began between 2020S and 2020W)	30	\$ 1,379.24	\$ 41,377.20	\$ 1,420.61	\$ 42,618.30	\$ 41.37	\$ 1,241.10	3.0%
Management (began between 2019S and 2019W)	30	\$ 1,365.98	\$ 40,979.40	\$ 1,406.95	\$ 42,208.50	\$ 40.97	\$ 1,229.10	3.0%
Management (began between 2018S and 2018W)	30	\$ 1,352.85	\$ 40,585.50	\$ 1,393.43	\$ 41,802.90	\$ 40.58	\$ 1,217.40	3.0%
Management (began 2017W or earlier)*	30	\$ 1,323.03	\$ 39,690.90	\$ 1,407.61	\$ 42,228.30	\$ 84.58	\$ 2,537.40	6.4%
<b>NURSING</b>								
Nursing (began 2023S or later)	30	\$ 1,429.45	\$ 42,883.50	\$ 1,500.92	\$ 45,027.60	\$ 71.47	\$ 2,144.10	5.0%
Nursing (began between 2022S and 2022W)	30	\$ 1,429.45	\$ 42,883.50	\$ 1,472.33	\$ 44,169.90	\$ 42.88	\$ 1,286.40	3.0%
Nursing (began between 2021S and 2021W)	30	\$ 1,401.96	\$ 42,058.80	\$ 1,444.01	\$ 43,320.30	\$ 42.05	\$ 1,261.50	3.0%
Nursing (began 2020W or earlier)	30	\$ 1,375.01	\$ 41,250.30	\$ 1,416.26	\$ 42,487.80	\$ 41.25	\$ 1,237.50	3.0%
<b>Other</b>								
Unclassified, Qualifying, Visiting, Access Studies, Auditors (per credit)		\$ 1,486.13		\$ 1,560.43		\$ 74.30		5.0%

\* International undergraduate students in their seventh and subsequent years of study are assessed tuition legacy rates, as approved by the Board in February 2020

**SCHEDULE A**

**UBC OKANAGAN, Effective May 1, 2022**

**PROPOSED TUITION FEES FOR 2022-23**

<b>DOMESTIC GRADUATE PER INSTALMENT</b>	<b>Minimum Number of Instalments</b>	<b>Per Instalment Fee 2022-23</b>	<b>Per Instalment Fee 2023-24</b>	<b>\$ Increase per Instalment 2023-24</b>	<b>Percent Increase 2023-24</b>
<b>Graduate Programs with Standard Rates</b>					
All Domestic Master's Programs Full Time (except below)	3	\$ 1,767.18	\$ 1,802.52	\$ 35.34	2.0%
All Domestic Doctoral Programs Full Time (except below)	6	\$ 1,767.18	\$ 1,802.52	\$ 35.34	2.0%
All Domestic Master's Programs Part Time (except below)	9	\$ 1,009.98	\$ 1,030.17	\$ 20.19	2.0%
All Domestic Graduate Continuing fee	N/A	\$ 807.36	\$ 823.50	\$ 16.14	2.0%
All Domestic Graduate Extension fee	N/A	\$ 1,133.95	\$ 1,156.62	\$ 22.67	2.0%
<b>Graduate Programs with Specialized Rates</b>					
Master of Arts in Faculty of Education (Full Time)	3	\$ 2,526.47	\$ 2,576.99	\$ 50.52	2.0%
Master of Arts in Faculty of Education (Part Time)	9	\$ 1,518.78	\$ 1,549.15	\$ 30.37	2.0%
Master of Data Science*	3	\$ 11,261.61	\$ 11,486.84	\$ 225.23	2.0%
Master of Design**	4	\$ 7,000.00	\$ 7,140.00	\$ 140.00	2.0%
Master of Education (Full Time)	3	\$ 2,526.47	\$ 2,576.99	\$ 50.52	2.0%
Master of Education (Part Time)	9	\$ 1,518.78	\$ 1,549.15	\$ 30.37	2.0%
Master of Engineering (Full Time)	3	\$ 2,147.95	\$ 2,190.90	\$ 42.95	2.0%
Master of Engineering (Part Time)	9	\$ 1,265.79	\$ 1,291.10	\$ 25.31	2.0%
Master of Engineering Leadership*	3	\$ 10,338.15	\$ 10,544.91	\$ 206.76	2.0%
Master of Management*	7	\$ 4,400.85	\$ 4,488.86	\$ 88.01	2.0%
<b>Doctoral Degree Programs</b>					
Doctor of Education**	9	\$ 3,667.00	\$ 3,740.34	\$ 73.34	2.0%
* Increase applies to new incoming students only.					
**Ministry approval is pending.					

<b>DOMESTIC GRADUATE PER CREDIT</b>	<b>Base Per Credit 2022-23</b>	<b>Proposed Per Credit 2023-24</b>	<b>\$ Increase Per Credit 2023-24</b>	<b>Percent Increase 2023-24</b>
<b>Other</b>				
Unclassified, Qualifying, Visiting, Access Studies, Auditors (Graduate-level courses)	\$ 449.89	\$ 458.88	\$ 8.99	2.0%

<b>DOMESTIC GRADUATE PROGRAM FEES</b>	<b>Program Fee 2022-23</b>	<b>Proposed Program Fee 2023-24</b>	<b>\$ Increase in Program Fee 2023-24</b>	<b>Percent Increase 2023-24</b>
Master of Management (Bachelor Dual Degree Option)	\$ 30,805.95	\$ 31,422.02	\$ 616.07	2.0%

<b>INTERNATIONAL GRADUATE PROGRAM FEES</b>	<b>Program Fee 2022-23</b>	<b>Proposed Program Fee 2023-24</b>	<b>\$ Increase in Program Fee 2023-24</b>	<b>Percent Increase 2023-24</b>
Master of Management (Bachelor Dual Degree Option)	\$ 48,664.42	\$ 51,097.62	\$ 2,433.20	5.0%



**SCHEDULE A**  
**UBC OKANAGAN, Effective May 1, 2022**  
**PROPOSED TUITION FEES FOR 2022-23**

<b>INTERNATIONAL GRADUATE PER INSTALMENT</b>	<b>Minimum Number of Instalments</b>	<b>Per Instalment Fee 2022-23</b>	<b>Per Instalment Fee 2023-24</b>	<b>\$ Increase per Instalment 2023-24</b>	<b>Percent Increase 2023-24</b>
<i>Note: No international standard graduate fee will be less than its associated domestic fee.</i>					
<b>Graduate Programs with Standard Rates</b>					
All International Master's Students Full Time (except below; until degree completion)**	3	\$ 3,104.64	\$ 3,166.73	\$ 62.09	2.0%
All International Doctoral Students Full Time (except below; until degree completion)**	6	\$ 3,104.64	\$ 3,166.73	\$ 62.09	2.0%
All International Master's Programs Part Time	9	\$ 1,785.16	\$ 1,820.86	\$ 35.70	2.0%
<b>Graduate Programs with Specialized Rates</b>					
Master of Arts in Faculty of Education (Full Time) (began 2023S or later)	3	\$ 3,355.40	\$ 3,523.17	\$ 167.77	5.0%
Master of Arts in Faculty of Education (Full Time) (began between 2022S and 2022W)	3	\$ 3,355.40	\$ 3,456.06	\$ 100.66	3.0%
Master of Arts in Faculty of Education (Full Time) (began between 2021S and 2021W)	3	\$ 3,290.87	\$ 3,389.59	\$ 98.72	3.0%
Master of Arts in Faculty of Education (Full Time) (began 2020W or earlier)	3	\$ 3,227.58	\$ 3,324.40	\$ 96.82	3.0%
Master of Arts in Faculty of Education (Part Time) (began 2023S or later)	9	\$ 1,891.52	\$ 1,986.09	\$ 94.57	5.0%
Master of Arts in Faculty of Education (Part Time) (began between 2022S and 2022W)	9	\$ 1,891.52	\$ 1,948.26	\$ 56.74	3.0%
Master of Arts in Faculty of Education (Part Time) (began between 2021S and 2021W)	9	\$ 1,855.14	\$ 1,910.79	\$ 55.65	3.0%
Master of Arts in Faculty of Education (Part Time) (began between 2020S and 2020W)	9	\$ 1,819.46	\$ 1,874.04	\$ 54.58	3.0%
Master of Arts in Faculty of Education (Part Time) (began between 2019S and 2019W)	9	\$ 1,801.97	\$ 1,856.02	\$ 54.05	3.0%
Master of Arts in Faculty of Education (Part Time) (began 2018W or earlier)	9	\$ 1,784.65	\$ 1,838.18	\$ 53.53	3.0%
Master of Data Science*	3	\$ 16,548.02	\$ 17,375.42	\$ 827.40	5.0%
Master of Design (began 2023S or later)***	4	\$ 11,250.00	\$ 11,812.50	\$ 562.50	5.0%
Master of Design (began 2022W or earlier)***	4	\$ 11,250.00	\$ 11,587.50	\$ 337.50	3.0%
Master of Education (Full Time) (began 2023S or later)	3	\$ 4,904.99	\$ 5,150.23	\$ 245.24	5.0%
Master of Education (Full Time) (began between 2022S and 2022W)	3	\$ 4,904.99	\$ 5,052.13	\$ 147.14	3.0%
Master of Education (Full Time) (began between 2021S and 2021W)	3	\$ 4,810.66	\$ 4,954.97	\$ 144.31	3.0%
Master of Education (Full Time) (began 2020W or earlier)	3	\$ 4,718.15	\$ 4,859.69	\$ 141.54	3.0%
Master of Education (Part Time) (began 2023S or later)	9	\$ 1,891.52	\$ 1,986.09	\$ 94.57	5.0%
Master of Education (Part Time) (began between 2022S and 2022W)	9	\$ 1,891.52	\$ 1,948.26	\$ 56.74	3.0%
Master of Education (Part Time) (began between 2021S and 2021W)	9	\$ 1,855.14	\$ 1,910.79	\$ 55.65	3.0%
Master of Education (Part Time) (began between 2020S and 2020W)	9	\$ 1,819.46	\$ 1,874.04	\$ 54.58	3.0%
Master of Education (Part Time) (began between 2019S and 2019W)	9	\$ 1,801.97	\$ 1,856.02	\$ 54.05	3.0%
Master of Education (Part Time) (began 2018W or earlier)	9	\$ 1,784.65	\$ 1,838.18	\$ 53.53	3.0%
Master of Engineering (Full Time) (began 2023S or later)	3	\$ 7,591.63	\$ 7,971.21	\$ 379.58	5.0%
Master of Engineering (Full Time) (began between 2022S and 2022W)	3	\$ 7,591.63	\$ 7,819.37	\$ 227.74	3.0%
Master of Engineering (Full Time) (began between 2021S and 2021W)	3	\$ 7,445.64	\$ 7,669.00	\$ 223.36	3.0%
Master of Engineering (Full Time) (began 2020W or earlier)	3	\$ 7,302.45	\$ 7,521.52	\$ 219.07	3.0%
Master of Engineering Leadership*	3	\$ 19,601.14	\$ 20,581.19	\$ 980.05	5.0%
Master of Management*	7	\$ 6,952.06	\$ 7,299.66	\$ 347.60	5.0%
Master of Social Work (began 2023S or later)	3	\$ 9,375.03	\$ 9,843.78	\$ 468.75	5.0%
Master of Social Work (began between 2022S and 2022W)	3	\$ 9,375.03	\$ 9,656.28	\$ 281.25	3.0%
Master of Social Work (began between 2021S and 2021W)	3	\$ 9,194.74	\$ 9,470.58	\$ 275.84	3.0%
Master of Social Work (began 2020W or earlier)	3	\$ 9,017.92	\$ 9,288.45	\$ 270.53	3.0%
<b>Doctoral Degree Programs</b>					
Doctor of Education (began 2023S or later)***	9	\$ 6,021.00	\$ 6,322.05	\$ 301.05	5.0%
Doctor of Education (began 2022W or earlier)***	9	\$ 6,021.00	\$ 6,201.63	\$ 180.63	3.0%
<i>* Increase applies to new incoming students only.</i>					
<i>** International Graduate Students in Programs with Standard Rates receive an International Tuition Award.</i>					
<i>***Ministry approval is pending.</i>					

**SCHEDULE B**  
**UBC VANCOUVER & OKANAGAN**  
**PROPOSED ADMINISTRATION FEES FOR 2023-24**  
**BOG Approval**

	2022-23 Actual	Increase	2023-24 Proposed
<b>Program and Course Fees</b>			
<b>Effective May 1, 2023</b>			
Co-op Course Fee <sup>1</sup>	\$821.75	2.0%	\$838.00
Co-op Administration and Workshop Fee	\$266.75	2.0%	\$272.00
English Foundation Program (per EAP 103 and EAP 104)	\$5,921.50	2.0%	\$6,039.75
Field Trips	Variable	Variable	Variable
Intercultural Development Inventory Assessment Fee <sup>2</sup>	Up to \$40.75	2.0%	Up to \$41.50
Student Accident Insurance	\$7.00	0.0%	\$7.00
Visual Arts (VISA) studio fee (per course)	\$35.50	2.0%	\$36.00
<b>Effective September 1, 2023</b>			
Go Global Application and Administration Fee (applies also to VIRS)	\$415.00	0.0%	\$415.00
<b>Faculty Fees</b>			
<b>Effective September 1, 2023</b>			
<b>Applied Science</b>			
B.A.Sc. Annual Professional Activities Fee	\$123.00	2.0%	\$125.25
B.A.Sc. Biomedical Engineering (Years 2-4) Annual Program Fee (once per program year level)	\$795.75	0.0%	\$795.75
M.Eng., International Option Professional Activity Fee	\$7,000.00	0.0%	\$7,000.00
Visiting Students from National University of Singapore in equivalent M.S. program - Professional Activity Fee	\$3,500.00	0.0%	\$3,500.00
<b>Dentistry</b>			
Dentistry, Short-Term Visiting Students	\$60.00	2.0%	\$61.00
Domestic Annual Clinic Fee (D.M.D. Program, Combined Master of Science in Craniofacial Science/Diploma in Clinical Dental Specialty, Combined Doctor of Philosophy in Craniofacial Science/Diploma in Clinical Dental Specialty, year 1 only for Pediatric Dentistry)	\$31,985.75	2.0%	\$32,625.25
International Annual Clinic Fee (D.M.D. Program, Combined Master of Science in Craniofacial Science/Diploma in Clinical Dental Specialty, Combined Doctor of Philosophy in Craniofacial Science/Diploma in Clinical Dental Specialty, year 1 only for Pediatric Dentistry)	\$36,864.00	2.0%	\$37,601.25
Domestic Annual Clinic Fee (After year 1, Combined Master of Science in Craniofacial Science/Diploma in Pediatric Dentistry, Combined Doctor of Philosophy in Craniofacial Science/Diploma in Pediatric Dentistry)	\$15,992.00	2.0%	\$16,311.75
International Annual Clinic Fee (After year 1, Combined Master of Science in Craniofacial Science/Diploma in Pediatric Dentistry, Combined Doctor of Philosophy in Craniofacial Science/Diploma in Pediatric Dentistry)	\$18,431.50	2.0%	\$18,800.00
Annual Patient Innovation Fee (D.M.D. Domestic Program, D.M.D. International Dental Degree Completion Program, Combined Master of Science in Craniofacial Science/Diploma in Clinical Dental Specialty, Combined Doctor of Philosophy in Craniofacial Science/Diploma in Clinical Dental Specialty, year 1 only for Pediatric Dentistry)	\$4,036.00	2.0%	\$4,116.50
Annual Patient Innovation Fee (After year 1, Combined Master of Science in Craniofacial Science/Diploma in Pediatric Dentistry, Combined Doctor of Philosophy in Craniofacial Science/Diploma in Pediatric Dentistry)	\$2,017.75	2.0%	\$2,058.00
Annual Clinic Fee (D.M.D. International Dental Degree Completion Program)	\$36,864.00	2.0%	\$37,601.25
Annual Clinic Fee (B.D.Sc. Dental Hygiene Program)	\$10,764.75	2.0%	\$10,980.00

<sup>1</sup> Arts co-op course fee is split 50/50 between a search term course and a work term course.

<sup>2</sup> All students who pursue the major or minor in World Literatures and Intercultural Communication at UBC Okanagan will be required to complete the Intercultural Development Inventory (IDI: a standardized assessment), preferably pre- and post-program, but at least once before they graduate. They will receive individual feedback sessions, scores and reports. Costs for this licensed assessment will be met with a mandatory program fee collected by the Faculty.

**SCHEDULE B**  
**UBC VANCOUVER & OKANAGAN**  
**PROPOSED ADMINISTRATION FEES FOR 2023-24**  
**BOG Approval**

	2022-23 Actual	Increase	2023-24 Proposed
<b>Faculty Fees</b>			
<i>Effective September 1, 2023</i>			
<b>Education</b>			
Criminal Records Review	\$48.00	2.0%	\$48.75
Verification letter to be sent to a Canadian certification authority outside of BC:			
Records more than 2, yet less than 11, years old	\$61.00	2.0%	\$62.00
Records 11 years or older	\$123.00	2.0%	\$125.25
Verification letter to be sent to a certification authority outside of Canada:			
Records more than 2, yet than less 11, years old	\$123.00	2.0%	\$125.25
Records 11 years or older	\$247.25	2.0%	\$252.00
<b>Land and Food Systems</b>			
Annual Integrated Dietetics Program Administration Fee	\$1,860.00	2.0%	\$1,897.00
Graduate Certificate in Aquaculture Field Trip and Text book Fee	\$1,040.00	2.0%	\$1,060.00
<b>Medicine</b>			
Dean's Letter of Reference, single copy	\$51.25	2.0%	\$52.25
Dean's Letter of Reference, additional copies processed at the same time	\$10.00	0.0%	\$10.00
Confirmation of Graduation form	\$10.00	0.0%	\$10.00
Faxing single copy: Canada and USA	\$10.00	0.0%	\$10.00
Faxing single copy: International	\$10.00	0.0%	\$10.00
Health Administration Fee (one-time) (GCGSC)	\$154.25	2.0%	\$157.25
Non-credit activity course for visiting foreign medical students	\$309.50	2.0%	\$315.50
PHTH 580 Lab Fee	\$3,208.75	2.0%	\$3,272.75
Replacement ID cards	\$10.00	0.0%	\$10.00
<b>Pharmaceutical Sciences</b>			
B.Sc. (Pharm.) Practice Fee, Years 2 and 3	\$69.25	2.0%	\$70.50
B.Sc. (Pharm.) Practice Fee, Year 4	\$197.50	2.0%	\$201.25
Pharmaceutical Sciences (B.P.Sc.) Lab Fee, Years 2 to 4	\$1,591.50	2.0%	\$1,623.25
Doctor of Pharmacy Entry-to-Practice Program, Practice Fee	\$1,148.00	2.0%	\$1,170.75
Doctor of Pharmacy Flexible Program, Practice Fee, Years 1 and 2	\$1,148.00	2.0%	\$1,170.75
<b>Mandatory Student Fees</b>			
<i>Effective May 1, 2023</i>			
iMED - Direct Billing	\$10.34	2.0%	\$10.54
iMED - International Student Medical Insurance (1 month)	\$75.00	0.0%	\$75.00
iMED - International Student Medical Insurance (2 months)	\$150.00	0.0%	\$150.00
iMED - International Student Medical Insurance (3 months)	\$225.00	0.0%	\$225.00
iMED - International Student Medical Insurance (4 months)	\$300.00	0.0%	\$300.00
iMED - International Student Medical Insurance (one-term exchange)	\$315.00	0.0%	\$315.00
iMED - International Student Medical Insurance (5 months)	\$375.00	0.0%	\$375.00
iMED - International Student Medical Insurance (6 months)	\$450.00	0.0%	\$450.00
<i>Effective September 1, 2023</i>			
Athletics and Recreation Fee-Vancouver (per year)	\$240.14	2.0%	\$244.94
Athletics and Recreation Fee-Okanagan (per year)	\$164.56	2.0%	\$167.86



**SCHEDULE B**  
**UBC VANCOUVER & OKANAGAN**  
**PROPOSED ADMINISTRATION FEES FOR 2023-24**  
**BOG Approval**


	2022-23 Actual	Increase	2023-24 Proposed
<b>Application Fees</b>			
<i>Effective for applications to be received for 2024W and 2025S sessions</i>			
<b>Undergraduate</b>			
Undergraduate Domestic Application Fee	\$74.25	2.0%	\$75.50
Undergraduate Re-admission and/or Change of Faculty (UBC students)	\$74.25	2.0%	\$75.50
Undergraduate International Application Fee	\$125.25	2.0%	\$127.75
B.Com. Personal Profile Fee	\$92.00	2.0%	\$93.75
Dental Hygiene Degree Completion	\$247.25	2.0%	\$252.00
Dental Hygiene Supplemental Application Fee	\$125.25	2.0%	\$127.75
Dental Medicine (D.M.D.) Application Fee	\$252.00	2.0%	\$257.00
International Dental Degree Completion (D.M.D. IDDCP) Application Fee	\$505.50	2.0%	\$515.50
Education Domestic Application Fee	\$74.25	2.0%	\$75.50
Education International Application Fee	\$112.00	2.0%	\$114.00
Education Re-Admission Application Fee	\$42.75	2.0%	\$43.50
Land and Food Systems Integrated Dietetics Program Application Fee	\$62.00	2.0%	\$63.00
Law Application Fee	\$98.50	2.0%	\$100.25
Medicine Application Fee (BC Residents)	\$131.50	2.0%	\$134.00
Medicine Application Fee (Out of Province Applicants)	\$195.00	2.0%	\$198.75
Medicine Evaluation Fee for Out of Province Transcripts	\$36.50	2.0%	\$37.00
Medical Laboratory Science Application Fee (current or former UBC students)	\$74.25	2.0%	\$75.50
Medical Laboratory Science Application Fee (non UBC students)	\$112.00	2.0%	\$114.00
Medical Laboratory Science Application Fee (International)	\$163.25	2.0%	\$166.50
Midwifery Supplemental Application Fee	\$131.50	2.0%	\$134.00
Music Supplemental Application Fee	\$74.25	2.0%	\$75.50
Nursing Supplemental Application Fee	\$134.00	2.0%	\$136.50
Nursing Prior Learning Assessment and Recognition (PLAR) Administration Fee	\$62.00	2.0%	\$63.00
Pharmaceutical Sciences (B.P.Sc.) Supplemental Application Fee	\$92.00	2.0%	\$93.75
Entry-to-Practice Doctor of Pharmacy Supplemental Application Fee	\$157.25	2.0%	\$160.25
Doctor of Pharmacy Flexible Program Supplemental Application Fee	\$157.25	2.0%	\$160.25
<b>Graduate</b>			
Graduate Domestic Application Fee (per department, except as below)	\$112.00	2.0%	\$114.00
Graduate International Application Fee (per department, except as below)	\$168.25	0.0%	\$168.25
Combined M.Sc. in Craniofacial Science/Clinical Specialty Diplomas Application Fee (Domestic)	\$112.00	2.0%	\$114.00
Combined M.Sc. in Craniofacial Science/Clinical Specialty Diplomas Application Fee (International)	\$309.50	2.0%	\$315.50
Combined Ph.D. in Craniofacial Science/Clinical Specialty Diplomas Application Fee (Domestic)	\$112.00	2.0%	\$114.00
Combined Ph.D. in Craniofacial Science/Clinical Specialty Diplomas Application Fee (International)	\$309.50	2.0%	\$315.50
Educational Technology (M.E.T.) Application Fee	\$112.00	2.0%	\$114.00
Certificate in Technology-Based Distributed Learning (T.B.D.L.) Application Fee	\$48.50	2.0%	\$49.25
Certificate in Technology-Based Learning for Schools (T.B.L.S.) Application Fee	\$48.50	2.0%	\$49.25
Health Administration (M.H.A.) Application Fee	\$157.25	2.0%	\$160.25
Landscape Architecture (M.L.A.) Supplemental Application Fee	\$74.25	2.0%	\$75.50
Rehabilitation Sciences (M.O.T. and M.P.T.) Supplemental Application Fee	\$125.25	2.0%	\$127.75
Sauder School of Business Application Fee for Master's level programs (I.M.B.A, M.B.A.N, E.M.B.A, M.B.A, P.M.B.A, and M.M.)	\$154.25	2.0%	\$157.25
Sauder School of Business Application Fee for Undergraduate Program/Master of Management Dual Degree Program Option	\$40.00	0.0%	\$40.00
Master of Management at University of British Columbia Okanagan (M.M.)	\$154.25	2.0%	\$157.25

# THE UNIVERSITY OF BRITISH COLUMBIA



Provost and Vice-President, Academic  
Room 651, Walter C. Koerner Library  
1958 Main Mall, Vancouver, B.C. Canada  
V6T 1Z2

## MEMORANDUM

**TO:** Deborah Buszard, Interim President and Vice-Chancellor 

**FROM:** Gage Averill, Provost and Vice-President Academic, UBC Vancouver, *pro tem*  
Rehan Sadiq, Provost and Vice-President Academic, UBC Okanagan

**DATE:** October 17, 2022

**RE:** **2023-24 Cost Recovery Fee Items – Schedule C**

---

Your approval of the attached Schedule C, Cost Recovery Fee items, is requested for the 2023/24 academic year. These fees apply to both the Vancouver and Okanagan campuses. This Schedule was revised in November 2003 to set these items at a cost recovery level and have had increases applied annually ever since. They are presented to the Board for information and not for approval because they are not mandatory fees.

All items have been reviewed, and there is one proposed increase over 2%, and ten fee increases up to 2%, as follows:

### **PROPOSED INCREASE FOR DOCUMENT DISTRIBUTION OUTSIDE OF CANADA**

A 33-59% increase to \$42.80 is proposed for document distribution outside of Canada.

The University currently charges a document distribution fee if students choose to receive their parchment or transcript by courier. Students may also choose to pick up their document in person, or receive a PDF transcript, at no additional cost.

In past years, this document distribution fee was distinguished between USA and International courier. However, courier costs are not distinguished between these two categories, and an average courier cost for all documents distributed outside of Canada was used to determine the proposed cost recovery fee.

### **PROPOSED INCREASES UP TO 2%**

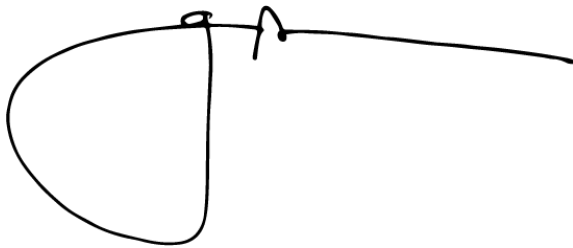
A 2% inflationary increase is proposed for the following administrative services (non-mandatory) to reflect an increase in the cost of delivering services:

- Deferred Examination
- Degree Conversion
- Diploma Certification

- Duplicate Income Tax Receipt – T2202A
- Faxes
- Parchment Replacement
- Review of Assigned Standing (per course)
- Supplemental Examination
- Transcript
- Document Distribution – Canada Courier

Because these are non-mandatory cost recovery items, an extensive consultation was not conducted. The UBC Alma Mater Society (AMS), Graduate Student Society (GSS), and UBC Students' Union Okanagan (UBCSUO) were informed of these recommended changes on October 3, 2022 and were given an opportunity to provide feedback. The increases, if approved, will be made effective May 1, 2023. Schedule C will be sent to the Board of Governors as an information item.

Sincerely,

A handwritten signature in black ink, consisting of a large, rounded loop on the left and a long, horizontal line extending to the right.

Gage Averill

Provost and Vice-President, Academic, *pro tem*

UBC Vancouver

A handwritten signature in black ink, featuring a series of fluid, overlapping loops and a long, sweeping tail.

Rehan Sadiq

Provost and Vice-President, Academic

UBC Okanagan

cc: Kate Ross

**SCHEDULE C**

**UBC VANCOUVER & OKANAGAN**

**PROPOSED ADMINISTRATION FEES FOR 2023-24**

**President Approval**

	2022-23 Actual	Increase	2023-24 Proposed
<b>Administration Fees - COST RECOVERY</b>			
<b>Effective May 1, 2023</b>			
Calendar Course Description Fee - per course (plus PST)	\$1.00	0%	\$1.00
Deferred Examination (written off-campus)			
Okanagan	\$97.30	2%	\$99.20
Vancouver	\$97.30	2%	\$99.20
Other - Canada/US	\$108.10	2%	\$110.20
Other - International	\$151.40	2%	\$154.40
Degree Conversion (plus PST)			
OUC Degree to UBCO Degree	\$108.10	2%	\$110.20
LLB Degree to JD Degree	\$108.10	2%	\$110.20
Diploma Certification (plus PST)	\$6.90	2%	\$7.00
Diploma Certification - Same Day (plus PST)	\$14.00	2%	\$14.20
Dishonoured Payments	\$35.00	0%	\$35.00
Duplicate Income Tax Receipt - T2202A (plus PST)	\$6.90	2%	\$7.00
Faxes - Canada/USA (plus PST)	\$6.10	2%	\$6.20
Faxes - International (plus PST)	\$12.50	2%	\$12.70
Financial Hold Fee	\$35.00	0%	\$35.00
Interest Charge on Past Due Accounts (per annum)	6% + Prime	0%	6% + Prime
Parchment Replacement (plus PST)	\$65.40	2%	\$66.70
Parchment Replacement Rush (plus PST)	\$131.10	2%	\$133.70
Replacement UBC Card (plus PST)	\$15.00	0%	\$15.00
Review of Assigned Standing (per course)	\$59.50	2%	\$60.60
Supplemental Examination (written on-campus)	\$32.40	2%	\$33.00
Supplemental Examination (written off-campus)			
Okanagan	\$97.30	2%	\$99.20
Vancouver	\$97.30	2%	\$99.20
Other - Canada/US	\$108.10	2%	\$110.20
Other - International	\$151.40	2%	\$154.40
Transcript - Each Copy (plus PST)	\$10.80	2%	\$11.00
Transcript - Same Day Pick Up (plus PST)	\$14.90	2%	\$15.10
Document Distribution - Canada Courier	\$21.60	2%	\$22.00
Document Distribution - USA Courier	\$27.00	59%	\$42.80
Document Distribution - International Courier	\$32.40	33%	\$42.80

# UBC TUITION PLANNING



BOARD OF GOVERNORS  
DECEMBER 5, 2022

# TOPICS

1. Preface.....	3
2. Comparison with peer institutions: Benchmarking tuition and financial aid.....	6
3. Tuition proposal and impact.....	16
4. Appendices.....	22



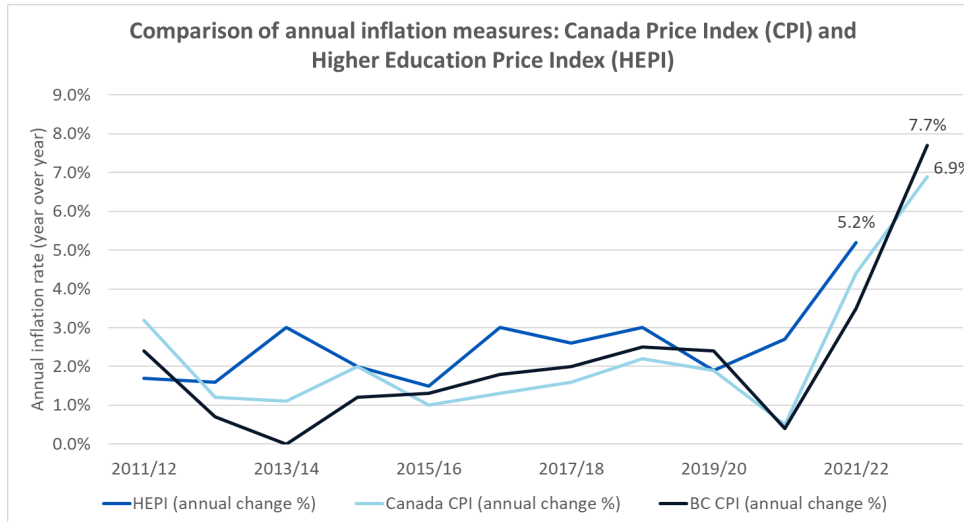
# PREFACE



- As a proudly public university serving the Province of British Columbia, UBC continues to enshrine affordability and accessibility for domestic students as key goals and principles. Across our Canadian peers, UBC is the second largest provider of student financial aid as a percentage of tuition revenue.
- With steadily growing student financial aid, we have been able to support an increasing number of students each year, while debt levels at graduation have remained relatively constant.
- UBC is also one of the world's top 40 research universities, and our rise in the rankings has allowed us to recruit an increasingly competitive domestic and international pool of students, it has allowed us to attract many of the world's leading researchers and teachers, and it has resulted in increased philanthropic donations, research partnerships, and funding.
- Maintaining our excellence, reputation, and ranking is an investment in our students' futures, ensuring that wherever they go in the world, their UBC degree will be valued passports to opportunities.
- We are committed therefore to ensuring both affordability and accessibility for our students *and* an excellent research, teaching, and working environment for our entire community.

# A YEAR OF EXCEPTIONAL FINANCIAL PRESSURES

- Economic recovery, supply chain disruptions, the climate crisis, and the Russian invasion of Ukraine have combined to boost prices sharply in the last year
- For this current year, the Federal and Provincial CPI saw the largest year-over-year increase in nearly 40 years (more than 7%). The HEPI, a measure of inflation across US colleges and universities, is predicting a 5.2% increase for this year
- Salaries, supplies and materials, food, construction costs, and utilities were all major contributors to these increases.



*Note: year-over-year inflation compares CPI rates as of September (% change, same month of previous year). Latest data for CPI are valid as of September 2022.  
Source (CPI): Statistics Canada.  
Source (HEPI): Commonfund Institute. HEPI indicates inflation for U.S. colleges and universities.*



# UBC BUDGET CONTEXT

- For FY21/22, UBC reported a consolidated net income of approximately **\$161M**. This was driven largely by non-operating accounting gains within the endowment and by internal transfers. Non-operating surplus is restricted in use and cannot be used generally by UBC to pay for salaries and other expenses. **The true operating surplus is approximately \$1M.**
- Roughly one-third of the operating budget is funded by the Provincial grant, with the requirement to teach a minimum number of domestic student FTEs at a tuition rate that is limited to a 2% annual increase. In comparison, the Higher Education Price Index (HEPI) is forecast to increase by 5.2% for calendar 2022.
- For FY20/21 through FY22/23, the operating funding for UBCV Administrative Units was reduced by 1%/2%/2% respectively to manage the financial impact of COVID-19. These cuts will continue through FY23/24 (dropping to 1%) and will be re-evaluated after that period.
- The Administration has invested to create greater efficiencies throughout the various portfolios and to enhance future revenues. We are also drawing down reserves to advance our academic mission, maintain our physical plant, sustain student services, and to sustain investments in key priorities.



# COMPARISONS WITH PEER INSTITUTIONS: BENCHMARKING TUITION & STUDENT FINANCIAL AID



# BENCHMARKING

- UBC regularly conducts a tuition benchmarking exercise using a Board of Governors approved methodology. For the prior and current year, UBC also benchmarked the amount of student financial aid as a percentage of tuition revenue.
- The benchmarked peer institutions include several members of the U15 Group of Canadian Research Universities (University of Toronto, McGill University, McMaster University), members of the Research Universities' Council of British Columbia, Kwantlen Polytechnic University, Douglas College and Langara University.
- UBC strives to maintain a reasonable relationship between tuition and rankings with our leading Canadian peer postsecondary institutions for international students. We are restricted to 2% increases for domestic student tuition, and this restriction reproduces—and each year increases—initial differences in domestic tuition with our BC sister institutions that are unrelated to rankings or excellence.



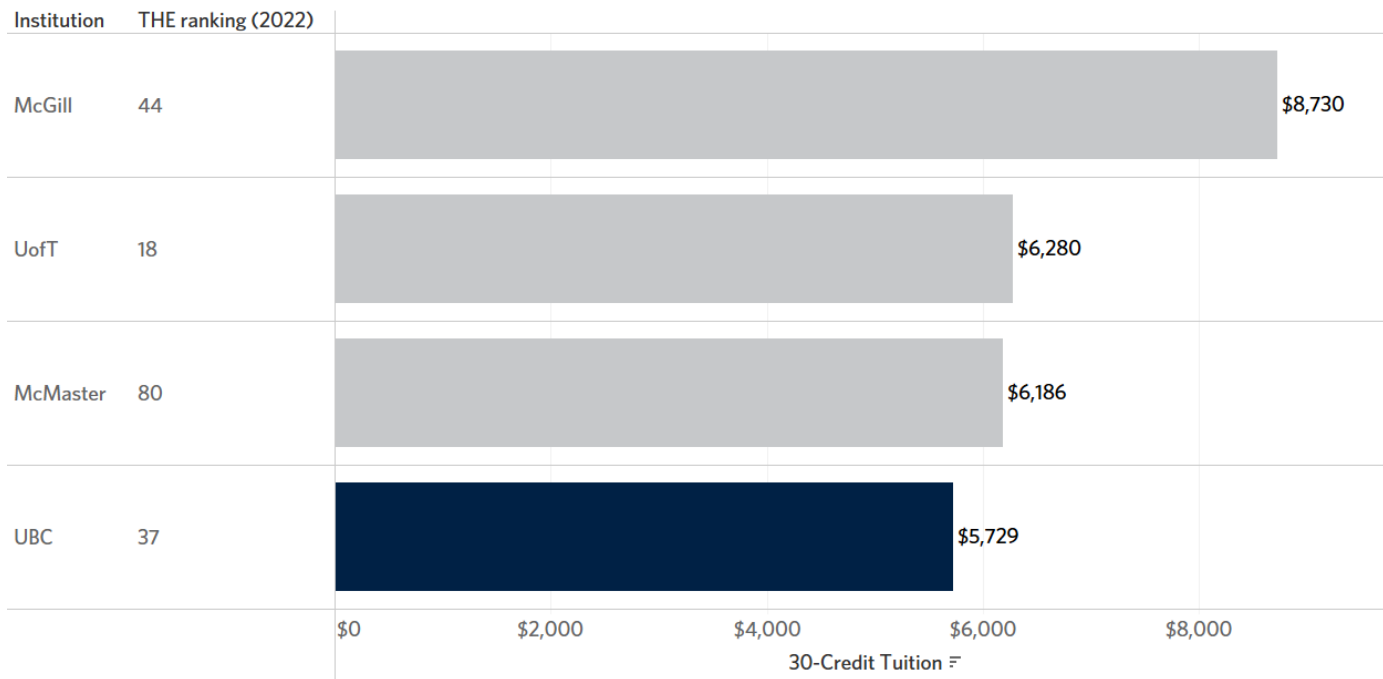
*Sources: Institution websites, Student Financial Support Reports, Consolidated Financial Statements*

*Note: Tuition benchmarked data includes the latest published domestic and international annual tuition amounts for the Bachelor of Arts and Bachelor of Science programs.*

*Note: Financial Aid data is based on internally managed funds and excludes government funded programs.*

# ANNUAL DOMESTIC TUITION AT LEADING U-15 RESEARCH UNIVERSITIES: BA & BSc PROGRAMS

## Annual domestic tuition at select U15 research universities: BA & BSc Programs (2022/23 academic year)



Our domestic tuition is the lowest of our Canadian peer group.

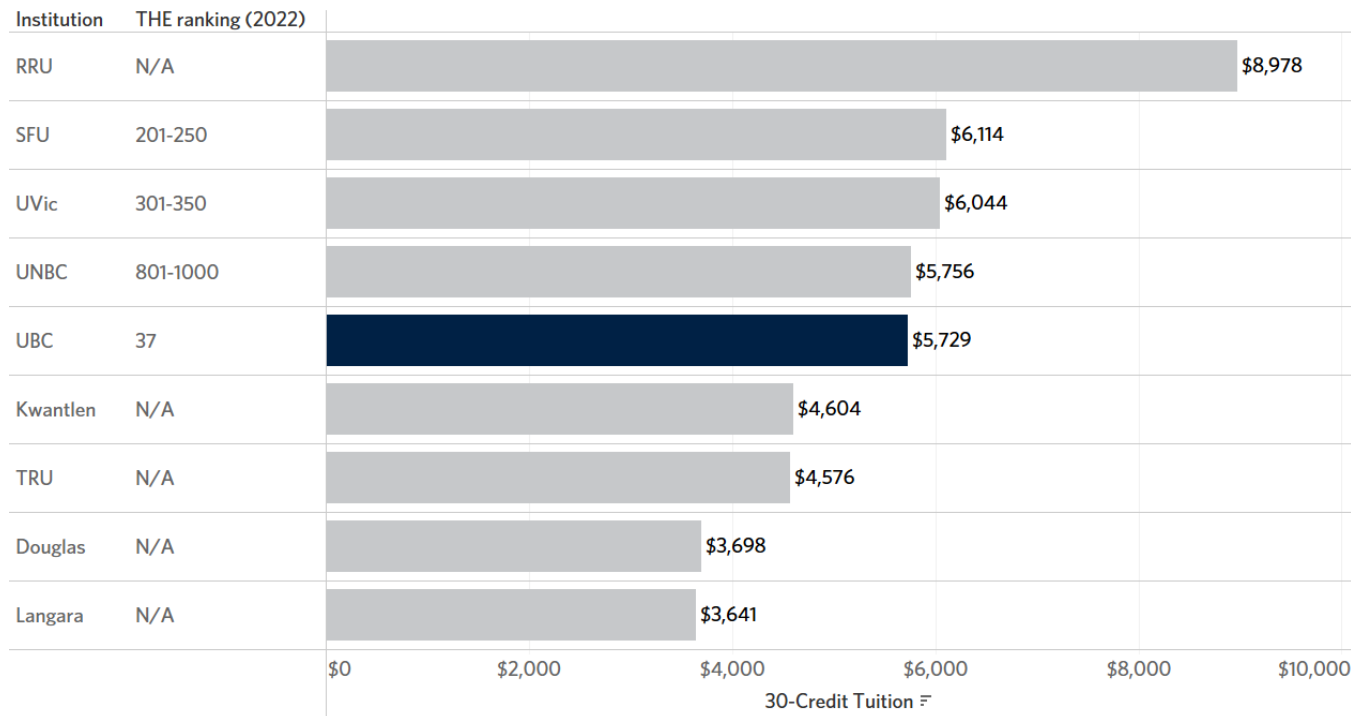
Note: All rates are for the 2022/23 academic period.

Note: THE World University Rankings are valid as of 2022 reporting.

Note: Both McGill and McMaster assess a lower rate of tuition for in-province students (out-of-province rates reported above).

# ANNUAL DOMESTIC TUITION AT SELECT BC INSTITUTIONS: BA & BSC PROGRAMS

## Annual domestic tuition at select BC institutions: BA & BSc Programs (2022/23 academic year)

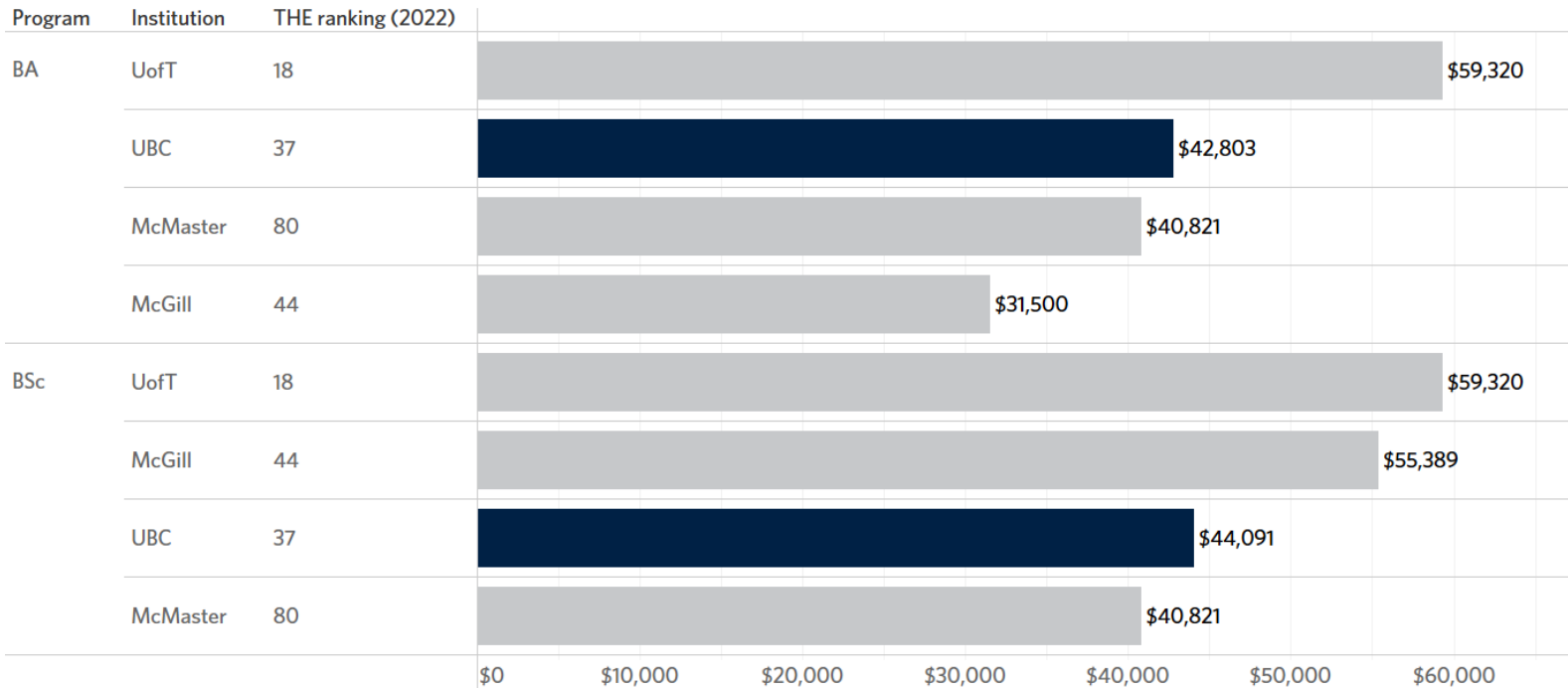


Our domestic tuition is lower than other research universities in BC except TRU.

*Note: All rates are for the 2022/23 academic period.  
Note: THE World University Rankings are valid as of 2022 reporting.*

# ANNUAL INTERNATIONAL TUITION AT LEADING U-15 RESEARCH UNIVERSITIES: BA & BSC PROGRAMS

## Annual international tuition at U15 research universities: BA & BSc Programs (2022/23 academic year)



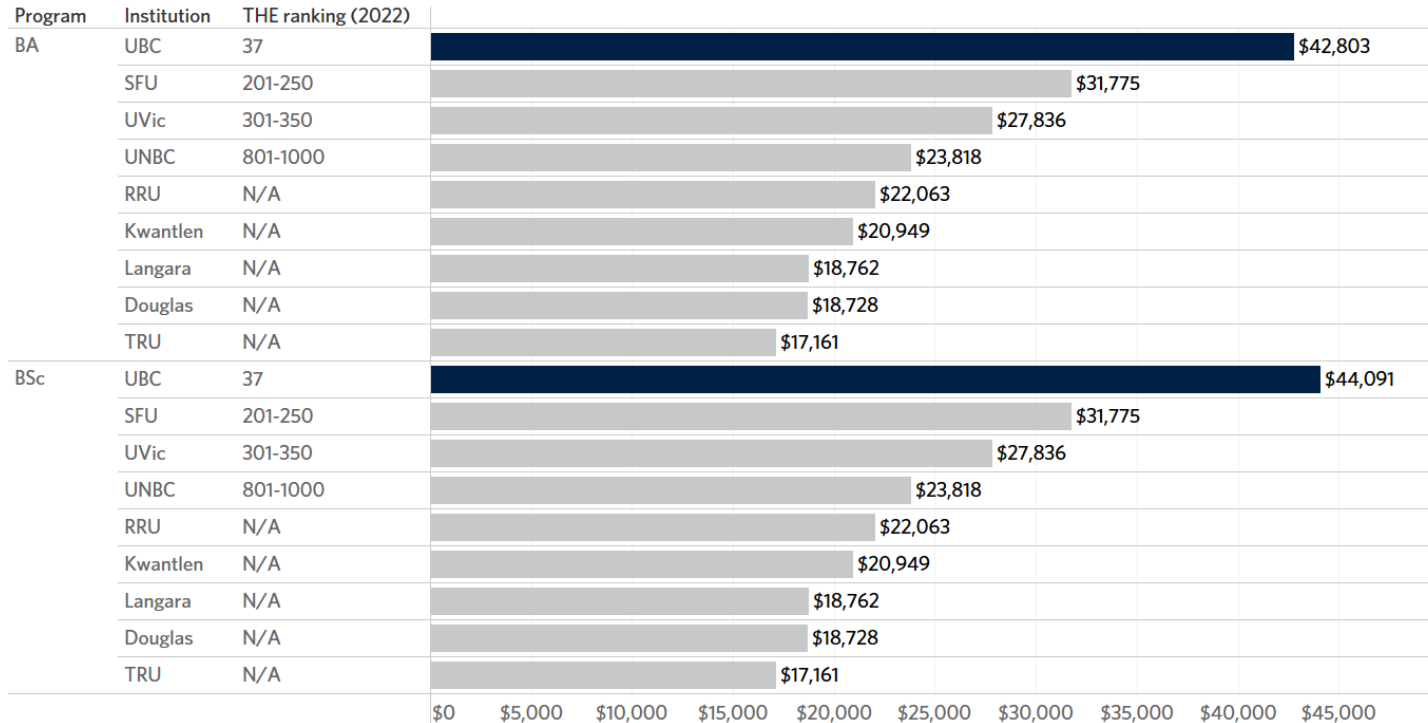
Note: All rates are for the 2022/23 academic period.

Note: THE World University Rankings are valid as of 2022 reporting.

Note: an increase of 10.74% annually would be required for UBC's international tuition for the BA program to be equal to that of University of Toronto's in five years (assumes UoT's 3 yr. historical average increase of 4% per annum).

# ANNUAL INTERNATIONAL TUITION AT SELECT BC INSTITUTIONS: BA & BSc PROGRAMS

## Annual international tuition at select BC institutions: BA & BSc Programs (2022/23 academic year)

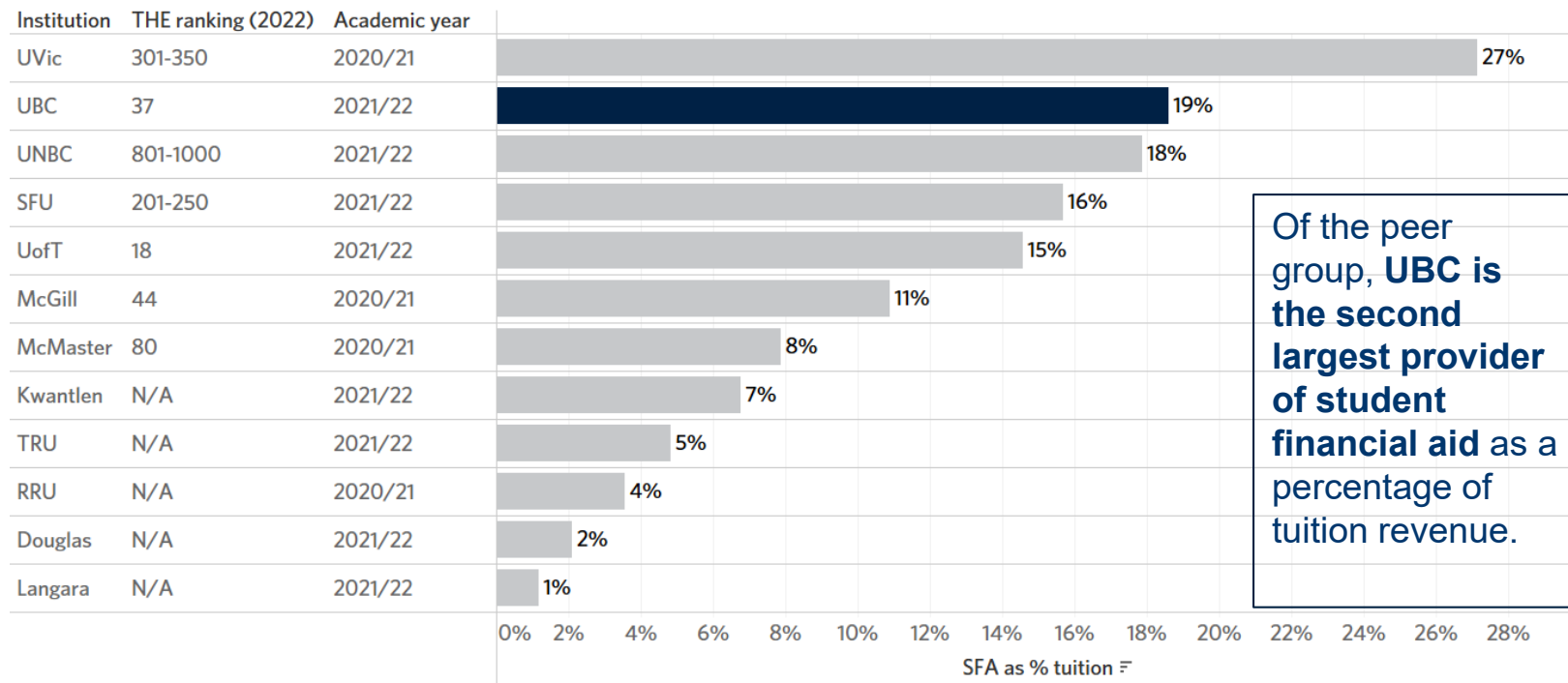


However, UBC's international tuition is the highest of its BC peers, in line with UBC's Times Higher Education World ranking position within this peer group.

*Note: All rates are for the 2022/23 academic period.  
Note: THE World University Rankings are valid as of 2022 reporting.*

# STUDENT FINANCIAL AID AS A PERCENTAGE (%) OF TUITION REVENUE ACROSS ALL INSTITUTIONS SURVEYED

## Student financial aid spend as a percentage (%) of total tuition revenue, by institution



Source: Audited financial statements per institution.

Note: all figures are reported for the 2021/22 academic year, with the exception of those that have not yet released financial statements (in this case, 2020/21 reported).

Note: Student financial aid data is based on internally managed funds and excludes government funded programs.

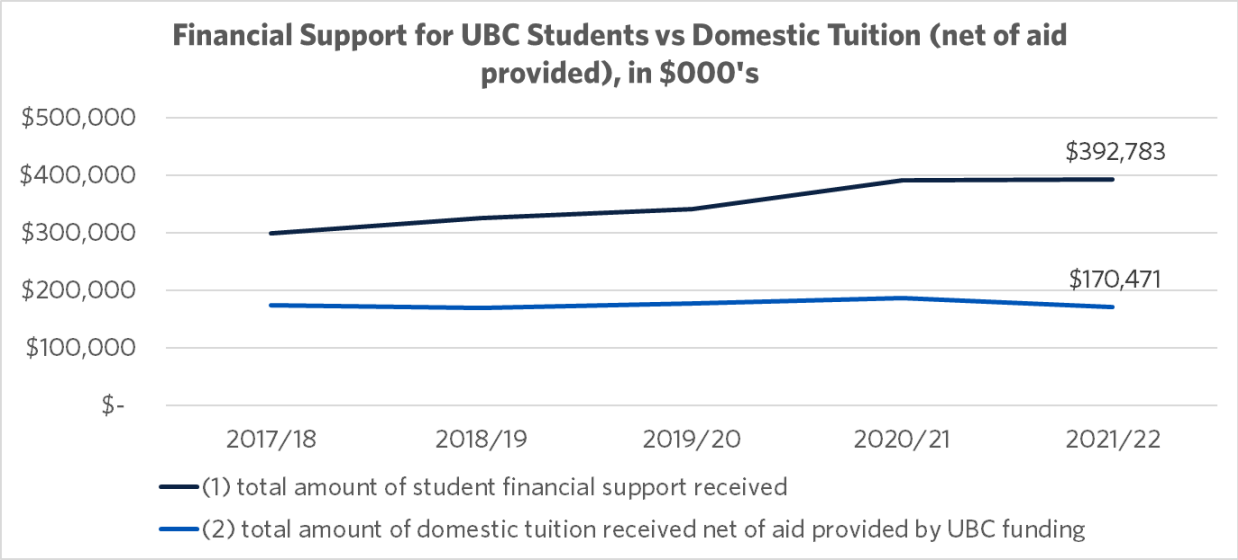
Note: total student financial aid spend is divided by total student tuition fee revenue.

Note: THE World University Rankings are valid as of 2022 reporting.



# FINANCIAL SUPPORT FOR UBC STUDENTS

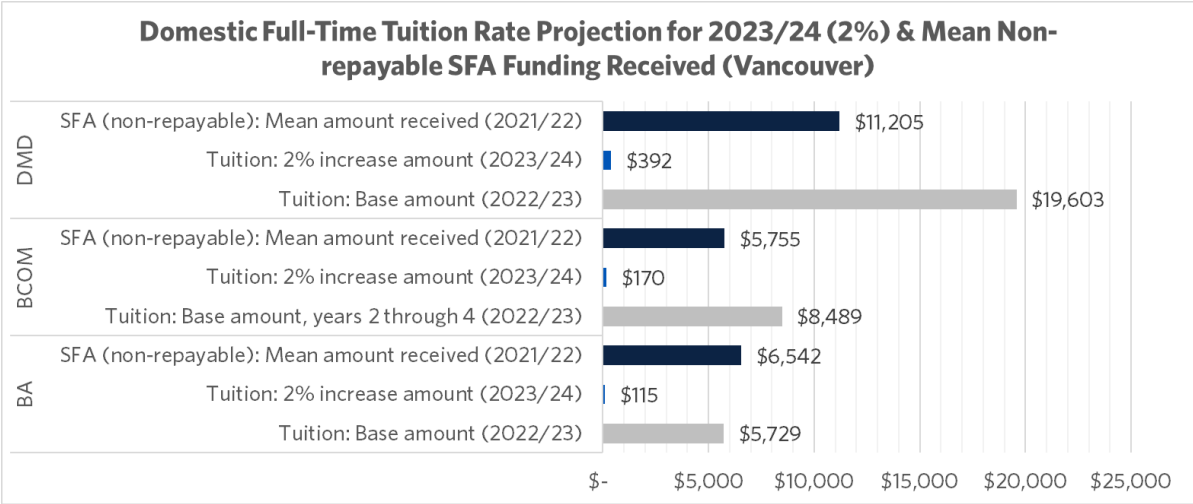
- In 2021/22, **\$392.8M** in total student financial support was provided to UBC full-time students, a **\$455K** or **0.1%** increase from the previous year. Of this amount, **\$258.8M** is non-repayable and **\$134M** is in the form of Canada and US repayable loans.
- **The total amount of domestic tuition fees net of financial aid provided to students has been relatively steady since 2017**, while student financial support in comparison continues to grow year over year



Source: UBC Student Financial Support 2021/22 Annual Report; Budget Office  
Note: UBC Funding refers to funding from the UBC Operating Fund and includes non-repayable needs-based, merit-based and hybrid awards.  
Note: Domestic tuition includes tuition revenue from undergraduate and graduate tuition and all fees (with the exception of application fees), for both Vancouver and Okanagan programs.

# DOMESTIC STUDENT TUITION VS STUDENT FINANCIAL SUPPORT

- In FY21/22, **\$390M** was collected in domestic student tuition and fees. In the same year **\$392.8M** in total student financial support was provided to full-time students (**\$131M** from the operating budget).
- 47% of full-time domestic students (34,034 out of 72,281 students across both campuses) received received financial assistance in 2021/22 (non-repayable & repayable).
- Of the 34,034 students receiving awards, 24,875 (73%) were domestic and 9,193 (27%) international.
- For students receiving financial aid, annual increases in tuition will be funded by increases in financial support.

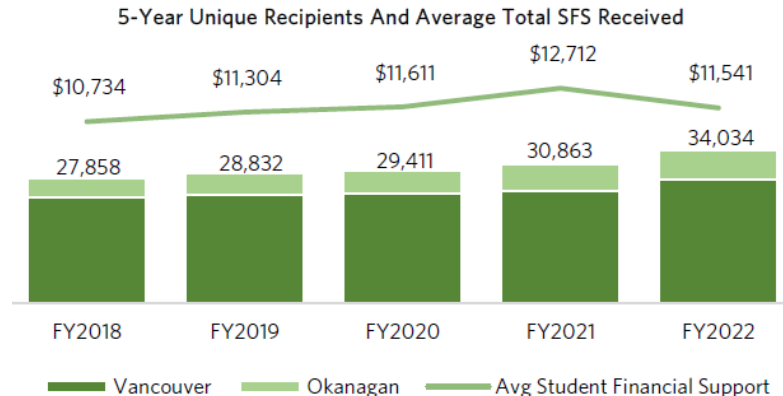


*Note: SFA mean amount received is the total of non-repayable needs-based, merit & hybrid awards received by domestic students in the program, averaged over those that received some form of SFA in 2021W. The SFA includes amounts sourced from operating funds and donations.*

*Sources: Enrolment Services, UBC Student Financial Support 2021/22 Annual Report, UBC Annual Enrolment Report 2021/22*

# DOMESTIC STUDENT DEBT AT UBC

- The number of unique full-time students supported by Student Financial Assistance has increased by **22%** over the past five years, with students receiving **UBC funding\*** accounting for the majority of the increase. Over the same period, the number of domestic full-time students supported by Student Financial Assistance has increased by **11%** and the overall number of domestic students has increased by **1%**.
- For FY21/22, UBC provided **\$6.3M** in one-time housing support to 2,971 students from low-income families through the UBC General Bursary Program.



- According to the 2021 BC Baccalaureate Graduate Outcomes Survey of 2019 UBC graduates, the median government student debt amount incurred\*\* was \$30K of which \$25K remained outstanding two years out (16% of cohort was international). Of note, there is a 6-month non-repayment period following graduation when interest does not accrue and an income contingent plan.
- In FY21/22, of the 52,868 domestic undergraduate and graduate students enrolled at UBC, 14,444 (**27%**) full-time domestic students received funding support from the Canada Student Loans Program, a 4% increase over the prior year. A total of \$201.9M was disbursed to these 14,444 students, a 9% decrease over the prior year. The non-repayable portion of this \$201.9M amounts to 30.5%, slightly higher than the 26.5% of the prior year.
- UBC's repayment rate is 95.1% (2020), exceeding the national threshold of 85.2%.



Sources: UBC Student Financial Support 2021-22 Annual Report; UBC Annual Enrolment Report 2021-22; 2021 BC Baccalaureate Graduate Outcomes Survey of 2019 graduates (2,892 respondents); Gov't of Canada Student Loan Repayment Rates (2020);

Notes: \*UBC Funding refers to funding from the UBC Operating Fund and includes non-repayable needs-based, merit-based and hybrid awards. Enrolment figures are as at Nov 1, 2021 for students enrolled in WT1&2 (including residents). \*\* 41% of respondents indicated that they incurred debt, 57% indicated that they did not incur debt, and 2% did not respond to this question.

# TUITION PROPOSAL AND IMPACT



# TUITION PROPOSAL

The Administration proposes the following tuition increases:

- **5%** tuition increase for all new international undergraduate students and international graduate students in programs with specialized rates,
- **3%** tuition increase for similar international continuing students, and
- **2%** increase for all new and continuing domestic students and international graduate students in research and standard programs. This **2%** increase also applies to all mandatory fees. The estimated incremental tuition revenue of **\$27.6M** and its distribution is included in the table below.



## DISTRIBUTION OF INCREMENTAL REVENUES (in \$millions)

<b>2023/24 Total Incremental Revenue</b>	<b>\$ 27.6</b>
Facilities/Units	\$ 8.4
Central	\$ 4.5
UBCV Academic Excellence Fund/UBCO Excellence Fund	\$ 12.3
SFA, credit card and bad debt	\$ 2.4

*\*Assuming zero FTE growth, incremental increases on above in future years are minimal and would only be generated through the annual compounding effect of the same YoY % rate*

Notes:

*Incremental tuition is impacted by rate increases in previous years;*

*Incremental revenue includes tuition revenue from Vancouver and Okanagan as well as fee revenue collected at the Faculty level.*

*Figures are best estimates and subject to change.*



## IMPACT ON OUR STUDENTS

- A **2%** increase will cost domestic students roughly **\$114**; a **5%** increase will result in roughly **\$1,200 additional costs** for international students (in high-tuition programs, this could be as high as \$3,900). Significant financial support will be available to ensure each student can maintain a reasonable standard of living.
- This approach keeps UBC's domestic tuition increases in line with those of the other five research institutions in BC, and it conforms to the Province's Tuition Limit Policy.

# BENEFITS FLOWING FROM THE TUITION PROPOSAL



With the proposed tuition increases and with ongoing central budget cuts, we will be able to invest in the following areas:

- Implementing key university strategic priorities, including the recommendations from the Student Affordability Task Force, the President's Task Force on Anti-Racism and Inclusive Excellence Report, the Indigenous Strategic Plan\*, the UBC Climate Action Plan/UBC's response to the Climate Emergency, and faculty renewal through the PAEI.
- An outstanding student experience, inclusive of funding for in-classroom and Post-Covid on-line learning, informal learning space improvements, and experiential education
- Provide funding to support the health and wellbeing of our students, faculty and staff
- Support international students with visas, study permits, work permit applications, health insurance, and transition to Canada
- Offset the impact of inflation on utilities, infrastructure, and self-funded salary progression
- Support the collections of the University Library
- Implement IRP Student and enhance UBC's cybersecurity
- Enhance the professoriate through the PAEI program



## IMPACT OF A 0% INCREASE IN FY23/24

- Due to the compounding effect of tuition, if **domestic** tuition rate increases are not approved, we would lose approximately \$69M in revenue over 10 years.
- Such a decrease would cause multi-year difficulties in resourcing student advising, support services, and programs; excellence in teaching and learning; faculty hiring plans; academic capital projects; select core operations.
- A **0%** increase would be regressive, favoring students who can most afford our current tuition levels.
- A **0%** tuition increase would be impossible to reverse in future years, given the Province's cap on domestic tuition.
- We would see a prolongation of COVID impacts, budgetary stresses, delayed investment in the academic mission, student life, and infrastructure. It would increase the likelihood of additional budget cuts and reductions in staffing.





## CONSULTATION WITH STUDENTS

- The Administration has recently concluded student consultations on this proposal for tuition increases.
- **4,868** respondents completed this year's student tuition consultation, an increase of 70 (1.5% increase) from the FY22/23 consultation.
- The results of this consultation will be reported by the Vice President Students.

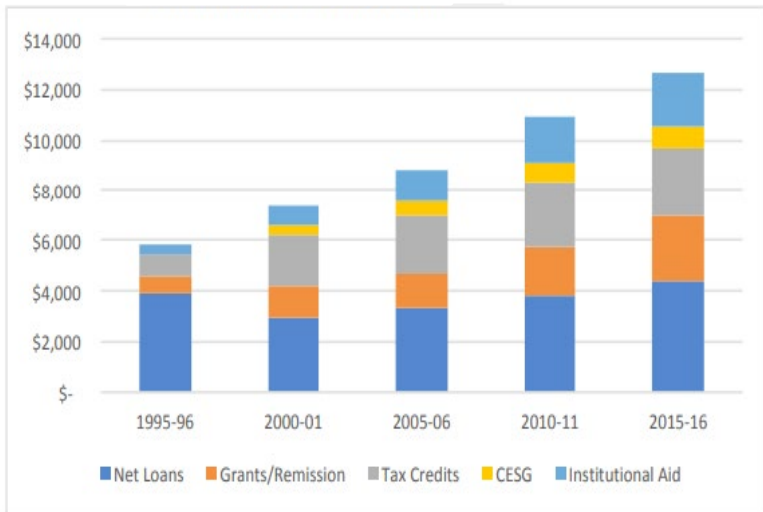
# APPENDICES



# DOMESTIC STUDENT DEBT IN CANADA

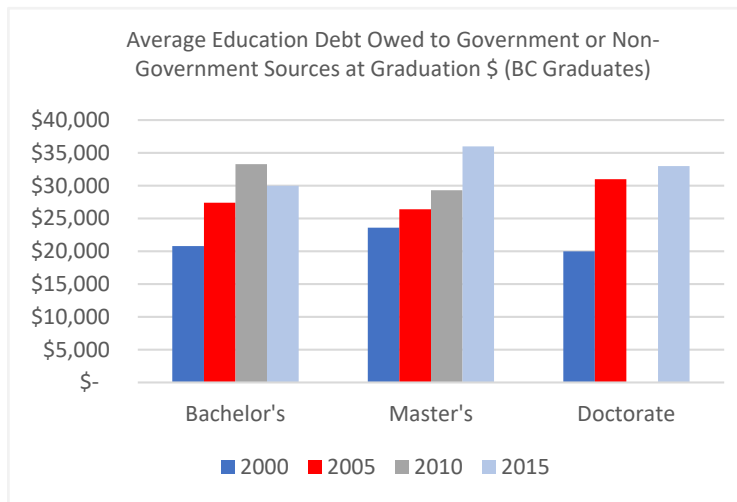
Assistance has more than doubled over the past 20 years, while repayable student debt hasn't increased since the 1990's

Total Student Financial Assistance by Source, Selected Years, 1995-96 to 2015-16 Canada



Figures in millions of constant \$2016.

While debt from government and non-government sources has increased over a similar time frame, an increasing number of graduates, particularly from Bachelor's programs, have been able to fully repay this debt by three years out.



Percentage of graduates with debt who paid it off 3 years post graduation

	2000	2005	2010	2015
Bachelor's	24%	25%	32%	34%
Master's	32%	33%	40%	35%
Doctorate	26%	26%	46%	28%

# FINANCIAL SUPPORT FOR UBC STUDENTS

- In 2021-22, **\$392.8M** in total student financial support was provided to UBC full-time students, a **\$455K** or **0.1%** increase from the previous year. Of this amount, **\$258.8M** is non-repayable and **\$134M** is in the form of Canada and US repayable loans.
- A total of **34,034** UBC full-time students received at least one form of financial assistance, representing 47% of the full-time student population. Compared to the prior year, 2021-22 had a 10% increase YoY in the number of unique students supported.



The table shows the total student financial support from FY2018 to FY2022, categorized by funding source. Amount in thousands.

	FY2018			FY2019			FY2020			FY2021			FY2022		
	Amount	%	%YOY	Amount	%	%YOY	Amount	%	%YOY	Amount	%	%YOY	Amount	%	%YOY
Government Funding	\$162,814	54%		\$175,092	54%	8%	\$187,651	55%	7%	\$232,853	59%	24%	\$210,041	53%	(10%)
UBC Funding	\$89,222	30%		\$100,916	31%	13%	\$105,395	31%	4%	\$109,518	28%	4%	\$131,148	33%	20%
Donor Funding	\$21,543	7%		\$24,723	8%	15%	\$24,491	7%	(1%)	\$24,906	6%	2%	\$27,570	7%	11%
External Funding	\$25,447	9%		\$25,196	8%	(1%)	\$23,951	7%	(5%)	\$25,051	6%	5%	\$24,023	6%	(4%)
<b>Grand Total</b>	<b>\$299,026</b>	<b>100%</b>		<b>\$325,926</b>	<b>100%</b>	<b>9%</b>	<b>\$341,487</b>	<b>100%</b>	<b>5%</b>	<b>\$392,328</b>	<b>100%</b>	<b>15%</b>	<b>\$392,783</b>	<b>100%</b>	<b>0.1%</b>

	FY2018			FY2019			FY2020			FY2021			FY2022		
	Recipient	%	%YOY	Recipient	%	%YOY	Recipient	%	%YOY	Recipient	%	%YOY	Recipient	%	%YOY
Government Funding	13,164	47%		13,527	47%	3%	14,605	50%	8%	14,576	47%	(0%)	14,932	44%	2%
UBC Funding	16,573	59%		17,848	62%	8%	18,465	63%	3%	17,987	58%	(3%)	23,551	69%	31%
Donor Funding	5,480	20%		6,326	22%	15%	5,879	20%	(7%)	7,124	23%	21%	6,657	20%	(7%)
External Funding	4,045	15%		4,026	14%	(0%)	2,905	10%	(28%)	2,417	8%	(17%)	2,394	7%	(1%)
<b>Grand Total</b>	<b>27,858</b>	<b>100%</b>		<b>28,832</b>	<b>100%</b>	<b>3%</b>	<b>29,411</b>	<b>100%</b>	<b>2%</b>	<b>30,863</b>	<b>100%</b>	<b>5%</b>	<b>34,034</b>	<b>100%</b>	<b>10%</b>

Note(s): Number of recipients is not unique, and represents count of recipients for awards. Because each unique recipient may have received multiple awards from various funding sources, the percentage of recipients across may exceed 100%. Blanks in %YoY denote the error when a number is divided by zero.



THE UNIVERSITY OF BRITISH COLUMBIA